

**COURSE OVERVIEW TM0043**  
**Root Cause Analysis – Certified**

**Course Title**

Root Cause Analysis – Certified

**Course Date/Venue**

Session 1: May 04-08, 2025/Al Khobar Meeting Room, Hilton Garden Inn, Al Khobar, KSA

Session 2: November 02-06, 2025/Boardroom 1, Elite Byblos Hotel Al Barsha, Sheikh Zayed Road, Dubai, UAE



**Course Reference**

TM0043

**Course Duration/Credits**

Five days/3.0 CEUs/30 PDHs



**Course Description**



***This practical and highly-interactive course includes real-life case studies and exercises where participants will be engaged in a series of interactive small groups and class workshops.***



This course is designed to provide participants with a detailed and up-to-date overview of Root Cause Analysis. It covers the importance, process and benefits of RCA; the roles and responsibilities; the different data collection techniques used in RCA; the appropriate data collection tools and tips for accurate data collection; analyzing data using statistical tools; the patterns and trends and data interpretation and validation; the brainstorming techniques for generating possible causes; organizing and structuring the causes using cause mapping; the fishbone or Ishikawa diagram; and identifying the root cause and narrowing down the possible causes.



Further, the course will also discuss the "5 Whys" technique and the effective solutions to address the root cause; the effectiveness of the implemented solutions, comparison of pre- and post-implementation data and continuous improvement of the solution; communicating RCA findings and recommendations to stakeholders; developing a comprehensive RCA report and tips for presenting data and findings effectively; the importance of teamwork in RCA, developing a collaborative RCA culture and building effective RCA teams; and the appropriate RCA tool for a specific situation.

During this interactive course, participants will learn the advantages and limitations of RCA tools and techniques; the RCA implementation plan and strategies for successful RCA implementation; overcoming barriers to RCA implementation; the relationship between RCA and quality assurance, incorporating RCA into the quality assurance process and the benefits of RCA in quality assurance; identifying the safety hazards through RCA and the role of RCA in improving laboratory safety; the relationship between RCA and risk management; identifying and assessing risks through RCA and incorporating RCA into risk management processes; the role of RCA in continuous improvement; the continuous improvement methodologies; the compliance requirements for RCA and incorporating RCA into regulatory compliance processes; developing RCA program; establishing RCA policies and procedures; and evaluating and improving the RCA program.

### **Course Objectives**

Upon the successful completion of this course, each participant will be able to: -

- Apply and gain an in-depth knowledge on root cause analysis
- Discuss the importance of RCA including its process, benefits and the roles and responsibilities
- Apply the different data collection techniques used in RCA, select appropriate data collection tools and use tips for accurate data collection
- Analyze data using statistical tools, identify the patterns and trends and interpret and validate data
- Carryout brainstorming techniques for generating possible causes and organize and structure the causes using cause mapping
- Describe the fishbone or Ishikawa diagram, identify root cause and narrow down the possible causes
- Use the "5 Whys" technique to identify the root cause and verify the root cause through data analysis
- Develop effective solutions to address the root cause, apply criteria for selecting the best solution and implement planning and execution
- Ensure the effectiveness of the solution and monitor and document the implementation process
- Evaluate the effectiveness of the implemented solutions, compare pre- and post-implementation data and apply continuous improvement of the solution
- Communicate RCA findings and recommendations to stakeholders and develop comprehensive RCA report and tips for presenting data and findings effectively
- Discuss the importance of teamwork in RCA, develop a collaborative RCA culture and build effective RCA teams
- Choose the appropriate RCA tool for a specific situation and identify the advantages and limitations of RCA tools and techniques
- Develop RCA implementation plan and strategies for successful RCA implementation and overcome barriers to RCA implementation

- Determine the relationship between RCA and quality assurance, incorporate RCA into the quality assurance process and discuss the benefits of RCA in quality assurance
- Identify safety hazards through RCA and the role of RCA in improving laboratory safety
- Explain the relationship between RCA and risk management, identify and assess risks through RCA and incorporate RCA into risk management processes
- Discuss the role of RCA in continuous improvement, carryout continuous improvement methodologies and incorporate RCA into continuous improvement processes
- Explain the compliance requirements for RCA and incorporate RCA into regulatory compliance processes
- Develop RCA program, establish RCA policies and procedures and evaluate and improve the RCA program

### **Exclusive Smart Training Kit - H-STK®**



Participants of this course will receive the exclusive “Haward Smart Training Kit” (H-STK®). The H-STK® consists of a comprehensive set of technical content which includes **electronic version** of the course materials conveniently saved in a **Tablet PC**.

### **Who Should Attend**

This course provides an overview of all significant aspects and considerations of root cause analysis for those involved in RCA in operations, production, maintenance, HSE, laboratory, quality, HRM, auditing, inspection, asset integrity, facility management, plant management, performance assessment, higher management, etc. This includes managers, engineers, analysts, specialists, supervisors, superintendents, foremen, technologists, chemists, lead and technicians.

### **Training Methodology**

All our Courses are including **Hands-on Practical Sessions** using equipment, State-of-the-Art Simulators, Drawings, Case Studies, Videos and Exercises. The courses include the following training methodologies as a percentage of the total tuition hours:-

- 30% Lectures
- 20% Practical Workshops & Work Presentations
- 30% Hands-on Practical Exercises & Case Studies
- 20% Simulators (Hardware & Software) & Videos

In an unlikely event, the course instructor may modify the above training methodology before or during the course for technical reasons.



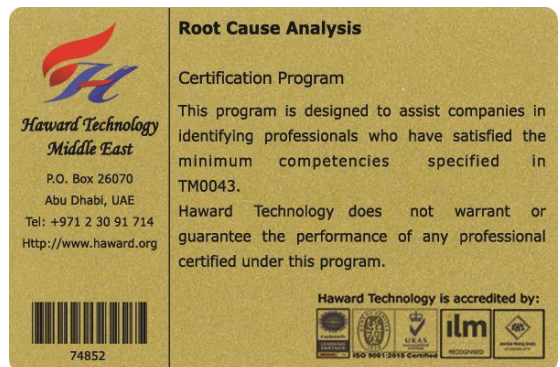
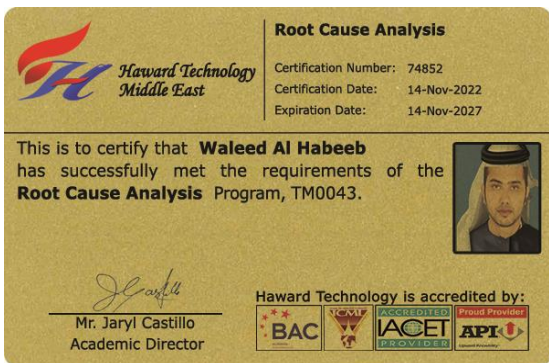
**Course Certificate(s)**

(1) Internationally recognized Competency Certificates and Plastic Wallet Cards will be issued to participants who completed a minimum of 80% of the total tuition hours and successfully passed the exam at the end of the course. Certificates are valid for 5 years.

**Recertification is FOC for a Lifetime.**

**Sample of Certificates**

The following are samples of the certificates that will be awarded to course participants:-



- (2) Official Transcript of Records will be provided to the successful delegates with the equivalent number of ANSI/IACET accredited Continuing Education Units (CEUs) earned during the course.

\* Haward Technology \* CEUs \* Haward Technology \* CEUs \* Haward Technology \* CEUs \* Haward Technology \*



**Haward Technology Middle East**

Continuing Professional Development (HTME-CPD)

CEUs

### CEU Official Transcript of Records

**TOR Issuance Date:** 14-Nov-22

**HTME No.** 74852

**Participant Name:** Waleed Al Habeeb

Program Ref.	Program Title	Program Date	No. of Contact Hours	CEU's
TM0043	Root Cause Analysis	November 10-14, 2022	30	3.0

**Total No. of CEU's Earned as of TOR Issuance Date** **3.0**

**TRUE COPY**



Jaryl Castillo  
Academic Director

Haward Technology has been approved as an Authorized Provider by the International Association for Continuing Education and Training (IACET), 2201 Cooperative Way, Suite 600, Herndon, VA 20171, USA. In obtaining this approval, Haward Technology has demonstrated that it complies with the ANSI/IACET 1-2013 Standard which is widely recognized as the standard of good practice internationally. As a result of their Authorized Provider membership status, Haward Technology is authorized to offer IACET CEUs for programs that qualify under the ANSI/IACET 1-2013 Standard.

Haward Technology's courses meet the professional certification and continuing education requirements for participants seeking Continuing Education Units (CEUs) in accordance with the rules & regulations of the International Association for Continuing Education & Training (IACET). IACET is an international authority that evaluates programs according to strict, research-based criteria and guidelines. The CEU is an internationally accepted uniform unit of measurement in qualified courses of continuing education.

Haward Technology is accredited by










P.O. Box 26070, Abu Dhabi, United Arab Emirates | Tel.: +971 2 3091 714 | E-mail: info@haward.org | Website: www.haward.org


\* Haward Technology \* CEUs \* Haward Technology \* CEUs \* Haward Technology \* CEUs \* Haward Technology \*

### Certificate Accreditations

Certificates are accredited by the following international accreditation organizations: -

- 
British Accreditation Council (BAC)

Haward Technology is accredited by the **British Accreditation Council** for **Independent Further and Higher Education** as an **International Centre**. BAC is the British accrediting body responsible for setting standards within independent further and higher education sector in the UK and overseas. As a BAC-accredited international centre, Haward Technology meets all of the international higher education criteria and standards set by BAC.

- 
The International Accreditors for Continuing Education and Training (IACET USA)

Haward Technology is an Authorized Training Provider by the International Accreditors for Continuing Education and Training (IACET), 2201 Cooperative Way, Suite 600, Herndon, VA 20171, USA. In obtaining this authority, Haward Technology has demonstrated that it complies with the **ANSI/IACET 2018-1 Standard** which is widely recognized as the standard of good practice internationally. As a result of our Authorized Provider membership status, Haward Technology is authorized to offer IACET CEUs for its programs that qualify under the **ANSI/IACET 2018-1 Standard**.

Haward Technology's courses meet the professional certification and continuing education requirements for participants seeking **Continuing Education Units** (CEUs) in accordance with the rules & regulations of the International Accreditors for Continuing Education & Training (IACET). IACET is an international authority that evaluates programs according to strict, research-based criteria and guidelines. The CEU is an internationally accepted uniform unit of measurement in qualified courses of continuing education.

Haward Technology Middle East will award **3.0 CEUs** (Continuing Education Units) or **30 PDHs** (Professional Development Hours) for participants who completed the total tuition hours of this program. One CEU is equivalent to ten Professional Development Hours (PDHs) or ten contact hours of the participation in and completion of Haward Technology programs. A permanent record of a participant's involvement and awarding of CEU will be maintained by Haward Technology. Haward Technology will provide a copy of the participant's CEU and PDH Transcript of Records upon request.

### Course Fee

**US\$ 5,500** per Delegate + **VAT**. This rate includes H-STK<sup>®</sup> (Haward Smart Training Kit), buffet lunch, coffee/tea on arrival, morning & afternoon of each day.

### Accommodation

Accommodation is not included in the course fees. However, any accommodation required can be arranged at the time of booking.



**Course Instructor(s)**

This course will be conducted by the following instructor(s). However, we have the right to change the course instructor(s) prior to the course date and inform participants accordingly:



**Mr. Karl Thanasis**, PEng, MSc, MBA, BSc, is a **Senior Management Consultant** with over **30 years** of practical experience within the **Oil, Gas, Refinery and Petrochemical** industries. His wide expertise includes **Root Cause Analysis, R&D and Research Management, Project Management, Human Resource Management, Human Resource Development, Learning & Development, Behaviour Based Interviewing & Recruitment, Emotional Intelligence, Project Manager, Contract Management, Technical Management, Technical & Site Managerial Leadership, Document Control Process & Practical Solutions, Production Planning, Scheduling, Construction Administration, Project Budget Development & Accountability, Engineering Drawings, Codes & Standards, P&ID Reading and Drawing Interpretation.** He is also well-versed in **Oil & Gas Field Commissioning, Start-Up & Troubleshooting, Oil Field Operations & Water Treatment, Process Plant Performance & Efficiency, Water Testing, Wastewater Treatment Technology, Industrial Water Treatment in Refineries & Petrochemical Plants, Piping System, Water Movement, Water Filtering, Mud Pumping, Sludge Treatment and Drying, Aerobic Process of Water Treatment that includes Aeration, Sedimentation and Chlorination Tanks.** His strong background also includes **Design and Sizing of all Waste Water Treatment Plant Associated Equipment** such as **Sludge Pumps, Filters, Metering Pumps, Aerators and Sludge Decanters.**

Mr. Thanasis has acquired his thorough and practical experience as the **Project Manager, Plant Manager, Area Manager - Equipment Construction, Construction Superintendent, Project Engineer and Design Engineer.** His duties covered **Plant Preliminary Design, Plant Operation, Write-up of Capital Proposal, Investment Approval, Bid Evaluation, Technical Contract Write-up, Construction and Sub-contractor Follow up, Lab Analysis, Sludge Drying and Management of Sludge Odor and Removal.** He has worked in various companies worldwide in the **USA, Germany, England and Greece.**

Mr. Thanasis is a **Registered Professional Engineer** in the **USA and Greece** and has a **Master and Bachelor** degrees in **Mechanical Engineering with Honours** from the **Purdue University and SIU in USA** respectively as well as an **MBA** from the **University of Phoenix in USA.** Further, he is a **Certified Internal Verifier/Trainer/Assessor** by the **Institute of Leadership & Management (ILM)** and a **Certified Instructor/Trainer.**

**Course Program**

The following program is planned for this course. However, the course instructor(s) may modify this program before or during the course for technical reasons with no prior notice to participants. Nevertheless, the course objectives will always be met:

**Day 1**

0730 – 0800	Registration & Coffee
0800 – 0815	Welcome & Introduction
0815 – 0830	<b>PRE-TEST</b>
0830 – 0930	<b>Introduction to Root Cause Analysis (RCA)</b> What is RCA and Why it is Important? • The RCA Process and Its Benefits • Roles & Responsibilities
0930 – 0945	Break



0945 – 1100	<b>Data Collection Techniques</b> <i>Different Data Collection Techniques Used in RCA • Selection of Appropriate Data Collection Tools</i>
1100 – 1230	<b>Data Collection Techniques (cont'd)</b> <i>Tips for Accurate Data Collection</i>
1230 – 1245	Break
1245 – 1420	<b>Analyzing Data</b> <i>Analyzing Data Using Statistical Tools • Identifying Patterns and Trends • Data Interpretation and Validation</i>
1420 - 1430	<b>Recap</b>
1430	Lunch & End of Day One

**Day 2**

0730 – 0900	<b>Brainstorming &amp; Cause Mapping</b> <i>Brainstorming Techniques for Generating Possible Causes • Organizing and Structuring the Causes Using Cause Mapping • The Fishbone or Ishikawa Diagram</i>
0900 – 0915	Break
0915 – 1100	<b>Identifying the Root Cause</b> <i>Narrowing Down the Possible Causes • Using the "5 Whys" Technique to Identify the Root Cause • Verification of the Root Cause Through Data Analysis</i>
1100 – 1230	<b>Developing Solutions</b> <i>Developing Effective Solutions to Address the Root Cause • Criteria for Selecting the Best Solution • Implementation Planning and Execution</i>
1230 – 1245	Break
1245 – 1420	<b>Implementing Solutions</b> <i>Ensuring the Effectiveness of the Solution • Monitoring the Implementation Process • Documenting the Implementation Process</i>
1420 - 1430	<b>Recap</b>
1430	Lunch & End of Day Two

**Day 3**

0730 – 0930	<b>Evaluating the Effectiveness of Solutions</b> <i>Evaluating the Effectiveness of the Implemented Solutions • Comparison of pre- and post-Implementation Data • Continuous Improvement of the Solution</i>
0930 – 0945	Break
0945 – 1100	<b>Communication &amp; Reporting</b> <i>Communicating RCA Findings and Recommendations to Stakeholders • Developing a Comprehensive RCA Report • Tips for Presenting Data and Findings Effectively</i>
1100 – 1230	<b>RCA Teamwork</b> <i>The Importance of Teamwork in RCA • Developing a Collaborative RCA Culture • Building Effective RCA Teams</i>
1230 – 1245	Break
1245 – 1420	<b>RCA Tools &amp; Techniques</b> <i>Choosing the Appropriate RCA Tool for a Specific Situation • Advantages and Limitations of RCA Tools and Techniques</i>
1420 - 1430	<b>Recap</b>
1430	Lunch & End of Day Three





**Day 4**

0730 – 0930	<b>RCA Case Studies</b> Case Studies to Illustrate the RCA Process • Analysis of RCA Case Studies • Learning from RCA Case Studies
0930 – 0945	Break
0945 – 1100	<b>RCA Implementation Strategies</b> Developing an RCA Implementation Plan • Strategies for Successful RCA Implementation • Overcoming Barriers to RCA Implementation
1100 – 1230	<b>RCA &amp; Quality Assurance</b> The Relationship Between RCA and Quality Assurance • Incorporating RCA Into the Quality Assurance Process • Benefits of RCA in Quality Assurance
1230 – 1245	Break
1245 – 1420	<b>RCA &amp; Safety</b> The Relationship Between RCA and Safety • Identifying Safety Hazards Through RCA • The Role of RCA in Improving Laboratory Safety
1420 - 1430	<b>Recap</b>
1430	Lunch & End of Day Four

**Day 5**

0730 – 0930	<b>RCA &amp; Risk Management</b> The Relationship Between RCA and Risk Management • Identifying and Assessing Risks Through RCA • Incorporating RCA Into Risk Management Processes
0930 – 0945	Break
0945 – 1100	<b>RCA &amp; Continuous Improvement</b> The Role of RCA in Continuous Improvement • Continuous Improvement Methodologies • Incorporating RCA Into Continuous Improvement Processes
1100 – 1200	<b>RCA &amp; Regulatory Compliance</b> The Relationship Between RCA and Regulatory Compliance • Compliance Requirements for RCA • Incorporating RCA Into Regulatory Compliance Processes
1200 – 1215	Break
1215 – 1300	<b>RCA Program Development</b> Developing an RCA Program • Establishing RCA Policies and Procedures • Evaluating and Improving the RCA Program
1300 – 1315	<b>Course Conclusion</b>
1315 – 1415	<b>COMPETENCY EXAM</b>
1415 – 1430	Presentation of Course Certificates
1430	Lunch & End of Course

**Practical Sessions**

This practical and highly-interactive course includes real-life case studies and exercises:-



**Course Coordinator**

Mari Nakintu, Tel: +971 2 30 91 714, Email: [mari1@haward.org](mailto:mari1@haward.org)