

COURSE OVERVIEW OE0020-4D
Offshore Structure Design, Construction, Inspection, Maintenance & Repair

Course Title

Offshore Structure Design, Construction, Inspection, Maintenance & Repair

Course Reference

OE0020-4D

Course Duration/Credits

Four days/2.4 CEUs/24 PDHs

Course Date/Venue

Session(s)	Date	Venue
1	April 15-18, 2024	Boardroom, Warwick Hotel Doha, Doha, Qatar
2	July 01-04, 2024	Boardroom 1, Elite Byblos Hotel Al Barsha, Sheikh Zayed Road, Dubai, UAE
3	October 07-10, 2024	Ajman Meeting Room, Grand Millennium Al Wahda Hotel, Abu Dhabi, UAE
4	December 09-12, 2024	Jubail Hall, Signature Al Khobar Hotel, Al Khobar, KSA



Course Description



This practical and highly-interactive course includes various practical sessions and exercises. Theory learnt will be applied using our-state-of-the-art simulators.

The aim of this course is to provide the participants with a complete and up-to-date overview of offshore structure engineering in general and steel jackets (platforms) in particular. It will give a picture of the work of ocean and structural design engineers, using case studies to highlight the topics discussed.



The course will cover the design, construction, inspection, maintenance and repair of offshore structures/platforms in accordance with API and ISO standards; discuss the various types of offshore structures including their advantages, disadvantages and design requirements; analysis of the ocean environment affecting offshore structures which includes wind, waves & environmental forces, currents, tides and storm surge; design criteria for steel jackets including simplified procedures suitable for the first stages of design of a small liftable jacket; the layout of jacket frame and other structural topics for jacket design; and the correct diameter, thickness and bending in member design, strength, approaches to fatigue in joint design and pile capacity of foundation piles.





During the course, participants will be able to apply proper load-out, transportation, installation and commissioning methods related to offshore structures; execute proper launch of a steel tower; recognize and employ the standards and specification of risk assessment for offshore structure; practice the software available for use in jacket analysis and design; and employ sub-sea inspection, cathodic protection, corrosion allowance, flooded member detection and other surveys in protecting and maintaining the structure.

Proper methodology for estimating response based conditions for design against extremes, typical results and consequences; describing the factors that control the ultimate strength of the steel structures; emphasizing the principles of structural reliability analysis as well as the principles of cost/benefit analysis and considerations of risk; explaining vortex-induced-vibration, wave slamming and diffraction forces related to waves and environmental forces affecting the offshore structures as well as the importance of deck elevation, role of model testing and wave-structure interaction; and identifying the things that go wrong especially the opportunities and present problems arising in project management and engineering will also be covered during the course.

Upon the successful completion of this course, the participant will have a satisfactory understanding of the planning, concept development, design, construction, installation, operation, inspection and maintenance of Offshore Structures.

Course Objectives

Upon the successful completion of this course, each participant will be able to:-

- Apply an in-depth knowledge on the design, construction, inspection, maintenance and repair of offshore structures/platforms in accordance with API and ISO standards
- Discuss the various types of offshore structures including their advantages and disadvantages & design requirements
- Analyze the ocean environment affecting offshore structures which includes wind, waves & environmental forces, currents, tides and storm surges
- Employ design criteria for steel jackets including simplified procedures suitable for the first stages of design of a small, liftable jacket as well as give emphasis on the layout of jacket frame & other structural topics for jacket design
- Determine the correct diameter, thickness & bending in member design, strength & approaches to fatigue in joint design and pile capacity of foundation piles
- Apply proper load-out, transportation, installation and commissioning methods related to offshore structures and execute the proper launch of a steel tower
- Recognize and employ the standards and specification of risk assessment for offshore structure
- Practice the software available for use in jacket analysis & design and employ sub-sea inspection, cathodic protection, corrosion allowance & flooded member detection and other surveys in protecting and maintaining the structure
- Employ proper methodology for estimating response-based conditions for design against extremes, typical results and consequences



- Describe factors that control the ultimate strength of the steel structures and give emphasis on the principles of structural reliability analysis as well as the principles of cost/benefit analysis and considerations of risk
- Explain vortex-induced-vibration, wave slamming and diffraction forces related to waves and environmental forces affecting the offshore structures as well as the importance of deck elevation, role of model testing and wave-structure interaction
- Identify the things that go wrong especially the opportunities and present problems arising in project management and engineering

Exclusive Smart Training Kit - H-STK®



Participants of this course will receive the exclusive “Haward Smart Training Kit” (H-STK®). The H-STK® consists of a comprehensive set of technical content which includes **electronic version** of the course materials conveniently saved in a **Tablet PC**.

Who Should Attend

This course provides a complete and up-to-date overview of offshore structure for those who are involved in the design, construction, inspection, maintenance and repair of offshore structures. This includes engineers who are newly qualified, who have recently moved into offshore structural engineering or hold broad responsibilities that include offshore structures in oil and gas, construction, design and installation companies and regulatory authorities.

Training Methodology

This interactive training course includes the following training methodologies as a percentage of the total tuition hours: -

- 30% Lectures
- 20% Workshops & Work Presentations
- 30% Case Studies & Practical Exercises
- 20% Software, Simulators & Videos

In an unlikely event, the course instructor may modify the above training methodology before or during the course for technical reasons.

Course Fee


Doha	US\$ 7,500 per Delegate. This rate includes H-STK® (Haward Smart Training Kit), buffet lunch, coffee/tea on arrival, morning & afternoon of each day.
Dubai	US\$ 6,500 per Delegate + VAT . This rate includes H-STK® (Haward Smart Training Kit), buffet lunch, coffee/tea on arrival, morning & afternoon of each day.
Abu Dhabi	US\$ 6,500 per Delegate + VAT . This rate includes H-STK® (Haward Smart Training Kit), buffet lunch, coffee/tea on arrival, morning & afternoon of each day.
Al Khobar	US\$ 6,500 per Delegate + VAT . This rate includes H-STK® (Haward Smart Training Kit), buffet lunch, coffee/tea on arrival, morning & afternoon of each day.

Course Certificate(s)

Internationally recognized certificates will be issued to all participants of the course who completed a minimum of 80% of the total tuition hours.

Certificate Accreditations

Certificates are accredited by the following international accreditation organizations:-


- 

The International Accreditors for Continuing Education and Training (IACET - USA)

Haward Technology is an Authorized Training Provider by the International Accreditors for Continuing Education and Training (IACET), 2201 Cooperative Way, Suite 600, Herndon, VA 20171, USA. In obtaining this authority, Haward Technology has demonstrated that it complies with the **ANSI/IACET 2018-1 Standard** which is widely recognized as the standard of good practice internationally. As a result of our Authorized Provider membership status, Haward Technology is authorized to offer IACET CEUs for its programs that qualify under the **ANSI/IACET 2018-1 Standard**.

Haward Technology’s courses meet the professional certification and continuing education requirements for participants seeking **Continuing Education Units (CEUs)** in accordance with the rules & regulations of the International Accreditors for Continuing Education & Training (IACET). IACET is an international authority that evaluates programs according to strict, research-based criteria and guidelines. The CEU is an internationally accepted uniform unit of measurement in qualified courses of continuing education.

Haward Technology Middle East will award **2.4 CEUs** (Continuing Education Units) or **24 PDHs** (Professional Development Hours) for participants who completed the total tuition hours of this program. One CEU is equivalent to ten Professional Development Hours (PDHs) or ten contact hours of the participation in and completion of Haward Technology programs. A permanent record of a participant’s involvement and awarding of CEU will be maintained by Haward Technology. Haward Technology will provide a copy of the participant’s CEU and PDH Transcript of Records upon request.

- 

British Accreditation Council (BAC)

Haward Technology is accredited by the **British Accreditation Council** for **Independent Further and Higher Education** as an **International Centre**. BAC is the British accrediting body responsible for setting standards within independent further and higher education sector in the UK and overseas. As a BAC-accredited international centre, Haward Technology meets all of the international higher education criteria and standards set by BAC.

Course Instructor(s)

This course will be conducted by the following instructor(s). However, we have the right to change the course instructor(s) prior to the course date and inform participants accordingly:



Mr. Luis Manuel is a **Senior Marine Offshore Engineer** with over **35 years** of extensive and practical experience within the **Oil, Gas, Petrochemical** and **Petroleum** industries. His expertise includes **Dry Docking Mechanical System, Dry-docking & Underwater Repair, Dry Docking System, Pre-dock Inspection, Ballast Tank-Coating Condition, Ballast Water Management, Pipelines & Piping Design, International Ship and Port Facility Security Code (ISPS) Code, Inspection & Maintenance (ASME B31, API 579 & API 580), Offshore Structure Engineering, Risk-Based Inspection (RBI), Integrity Assessment, Forensic Analysis, Structural Analysis, Design & Engineering, Naval Architecture, Regulatory Compliance Inspections, Stress & Fatigue Analysis** using **SACS, StruCad, Caesar II** and **Finite Element Analysis** simulators. He was the **Technical Advisor** and **Engineering Manager** of a leading international engineering firm where he led all Inspections, Structural Engineering and Pipeline Projects for **Total-ELF, Shell** and **Mobil**.

During his career life, Mr. Manuel has gained his thorough practical experience in **multiple engineering disciplines** that includes pipeline/piping inspection and engineering, naval engineering, container cargo lashing, aerospace engineering and offshore structural engineering (oil and gas exploration platforms) through several challenging positions such as the **Senior Pipelines Engineer, Senior Piping Engineer, Senior & Lead Structural Engineer, Staff Engineer, Naval Architect** and **Applications Engineer** for various international companies including **Chevron, ExxonMobil, Addax Petroleum, ZAGOC, NASSCO, DWC, Point Engineering, US ARMY, W.S. & Atkins, Atlas Engineering, Heerema Offshore, Casbarian Engineering Associates (CEA), Textron Marine, Ingalls Shipbuilding and Peck & Hale**. Further, he has been heavily involved in the development of fabrication and erection drawings for offshore structures including installation and rigging as well as in the instruction materials as authorized by EDI (**Engineering Dynamic Incorporated**) for the training of engineers on the Structural Analysis Computer System (**SACS**) software.

Mr. Manuel has a **Bachelor’s degree in Structural & Marine Engineering** from the **State University of New York**. Further, he is a **Certified Internal Verifier/Trainer/Assessor** by the **Institute of Leadership & Management (ILM)**, a **Certified Instructor/Trainer** and the **author** of the book **“Offshore Platforms Design”** and the **“SACS Software Training Module”**.

Accommodation

Accommodation is not included in the course fees. However, any accommodation required can be arranged at the time of booking.



Course Program

The following program is planned for this course. However, the course instructor(s) may modify this program before or during the course for technical reasons with no prior notice to participants. Nevertheless, the course objectives will always be met:

Day 1

0730 – 0800	Registration & Coffee
0800 – 0815	Welcome & Introduction
0815 – 0830	PRE-TEST
0830 – 0915	Introduction to Offshore Structures Purpose • Importance in Field Development • Economic Considerations • Aspects of Design • API & ISO Codes • Introduction to Design Sequence & its Interaction with the Different Topics Covered in the Course
0915 – 0930	Break
0930 – 1030	Typical Offshore Platform Nomenclature; Interactions with Regulatory Bodies Offshore Engineering Lingo • Class Discussion
1030 – 1115	Types of Structures Description of Fixed, Floating, Mobile & Subsea • Advantages & Disadvantages • Design Requirements
1115 – 1230	Ocean Environment Winds, Waves, Currents, Tides & Surges • Probability & Estimation of Extreme Environments
1230 – 1245	Break
1245 – 1315	Steel Jacket Design Criteria • Factors Determining Different Parts of Structure • LRFD Versus WSD Codes
1315 – 1345	Video Presentation VHE-15 “The Piper Alpha Disaster”
1345 - 1420	Introduction to the Design of a Small & Lifiable Jacket Background • Outline of a Simplified Procedure Suitable for the First Stages of Design
1420 – 1430	Recap Using this Course Overview, the Instructor(s) will Brief Participants about the Topics that were Discussed Today and Advise Them of the Topics to be Discussed Tomorrow
1430	Lunch & End of Day One

Day 2

0730 – 0830	Layout of Jacket Frame Deck Elevation • Batter • Brace Patterns • Transfer of Forces Through the Structure
0830 – 0930	Software for Jacket Design – SACS®, ANSYS, StruCad, USFOS, etc. Review of Software Available for Use in Jacket Analysis & Design • Introduction to SACS® Software
0930 – 0945	Break
0945 – 1030	Member and Joint Design Calculation of Member Strength. Determination of Diameter, Thickness, Bending • Jointcan Strength
1030 - 1130	Foundation Piles Pile Design • Soil Data • Pile Capacity - Axial & Shear





1130 - 1230	Response Based Design Overview of Methodology for Estimating Response Based Conditions for Design Against Extremes, Typical Results & Consequences
1230 - 1245	Break
1245 - 1330	Class Exercise on Jacket Design by Hand Preliminary Basic Design of a Jacket by Hand Using API RP-2A Recommendations
1330 - 1420	Exercise on Jacket Design Using Software Building a Simple Model Using SACS® • Discussion of Project for Hand Designing a Simple Jacket Discussion of Project for Hand Designing a Simple Jacket
1420 - 1430	Recap Using this Course Overview, the Instructor(s) will Brief Participants about the Topics that were Discussed Today and Advise Them of the Topics to be Discussed Tomorrow
1430	Lunch & End of Day Two

Day 3

0730 - 0830	Load-out, Transportation, Installation & Commissioning Aspects Affecting Jacket Design • Practical Considerations & Limitations • Choice of Approach
0830 - 0930	Fatigue Analysis Methods The Palmgren-Miner Hypothesis; Spectral vs. Deterministic Fatigue Approaches
0930 - 0945	Break
0945 - 1030	Risk Management ISO 18001 • Risk Assessments • Leadership
1030 - 1115	Above Water & Sub-Sea Inspection Methods (Particularly MPI), Targets, Results, Repair or Not? • Risk-Based Underwater Inspection & Structural Integrity Management Plan • Cathodic Protection, Corrosion Allowance, Ship Impact, Inspection & Maintenance • Repair
1115 - 1230	Structural Reliability The Historical Performance of Offshore Structures • Principles of Structural Reliability Analysis • Aspects Determining Reliability, Load Statistics & the Probability of Failure
1230 - 1245	Break
1245 - 1315	Ultimate Strength of Steel Structures Factors that Control the Ultimate Strength of the Structural System • Reserve Strength Ratio • Estimation of Ultimate Strength by Pushover Analysis
1315 - 1420	Video Presentation VHE-39 "Risk Assessment"
1420 - 1430	Recap Using this Course Overview, the Instructor(s) will Brief Participants about the Topics that were Discussed Today and Advise Them of the Topics to be Discussed Tomorrow
1430	Lunch & End of Day Three

Day 4

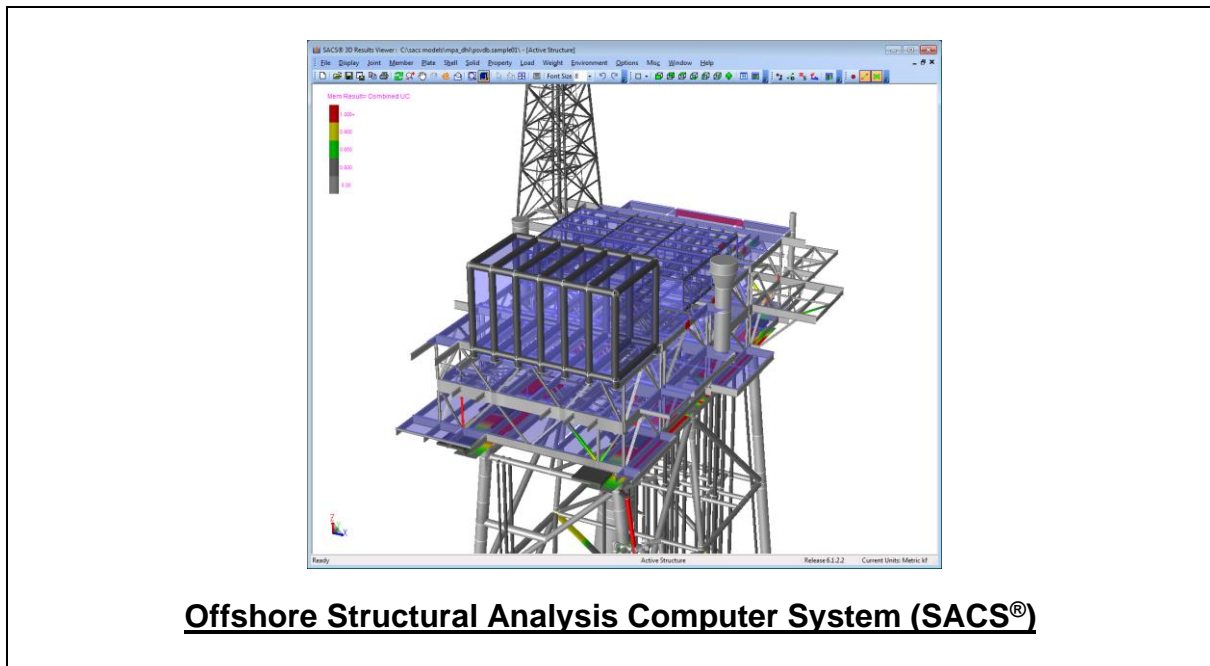
0730 - 0815	Cost/Benefit Analysis Principles of Cost/Benefit Analysis & Consideration of Risk • Applications
0815 - 0900	Waves & Environmental - VIV Vortex-Induced-Vibration • Wave Slamming • Diffraction Forces



0900 – 0915	Break
0915 – 1015	Platform Disasters <i>Review of the Major Accidents Involving Offshore Structure & Loss of Life • Lessons Learnt</i>
1015 – 1115	Platform Decommissioning
1115 – 1215	Case Studies <i>Underwater Inspections Scopes of Work and Report</i>
1215 – 1230	Break
1230 – 1345	Things that Go Wrong, Opportunities <i>Reviews Problems Arising in Project Management and Engineering • Lightweight Jacket or Sub-sea?</i>
1345 – 1400	Course Conclusion
1400 – 1415	POST-TEST
1415 – 1430	<i>Presentation of Course Certificates</i>
1430	<i>Lunch & End of Course</i>

Simulator (Hands-on Practical Sessions)

Practical sessions will be organized during the course for delegates to practice the theory learnt. Delegates will be provided with an opportunity to carryout various exercises using the “Offshore Structural Analysis Computer System (SACS®)” simulator.



Course Coordinator

Jaryl Castillo, Tel: +974 445 28133, Fax: +974 445 28134, Email: jaryl@haward.org

