



**COURSE OVERVIEW PM0092**  
**Risk Management Professional (PMI-RMP)**  
*(PMI Exam Preparation Training)*

**Course Title**

Risk Management Professional (PMI-RMP)  
*(PMI Exam Preparation Training)*

**Course Date/Venue**

December 22-26, 2024/Oryx Hall,  
Doubletree by Hilton Doha – Al Sadd,  
Doha, Qatar

**Course Reference**

PM0092

**Course Duration/Credits**

Five days/4.0 CEUs/40 PDHs



**Course Description**




***This practical and highly-interactive course includes various practical sessions and exercises. Theory learnt will be applied using our state-of-the-art simulators.***

This course is designed to provide participants with a detailed and up-to-date overview of project risk management and to prepare them to pass the PMI-RMP examination in order for them to achieve the PMI-RMP title. The course will give participants with enough knowledge and skills opportunities.



The course will cover the 5 domains comprising the PMI-RMP certification examination. These domains include Risk Strategy & Planning, Risk Identification, Risk Analysis, Risk Response and Monitor & Close Risks.



The course is carefully developed to reflect the best practices that match the training requirements of the Project Management Institute (PMI). The Professional Development Units/Hours (PDUs) or Continuing Education Units (CEUs) awarded to the participants are recognized by the Project Management Institute (PMI) and by the International Association for Continuing Education & Training (IACET-USA).



Further, the course covers the project risk management; the risk management properties, project risk and risk properties; the stakeholder risk attitudes, iterative process, risk process flow and responsibility for project risk management; the project risk management processes, project risk management and project management; the plan risk management, plan risk management inputs, project management plan, project charter, stakeholder register, etc; and the potential risk covering risks inputs, stakeholder register, organizational process assets and tools and techniques for identifying risks.

During this interactive course, participants will learn the information gathering, brainstorming, nominal group technique, delphi technique, interviewing and root cause analysis; the checklist analysis, assumptions analysis, diagramming techniques, flow chart diagram and influence diagramming; the strengths, weaknesses, opportunities and threats (SWOT); the expert judgment, risks outputs, identified risks, potential responses and triggers; the qualitative and quantitative risk analysis process; and the risk responses process and apply control risks.

### **Course Objectives**

Upon the successful completion of this course, each participant will be able to:-

- Get prepared for the next PMI-RMP exam and have enough knowledge and skills to pass such exam in order to get the PMI certification
- Carryout project risk management and discuss risk management properties, project risk and risk properties
- Explain stakeholder risk attitudes, iterative process, risk process flow and responsibility for project risk management
- Illustrate project risk management processes, project risk management and project management
- Employ plan risk management, plan risk management inputs, project management plan, project charter, stakeholder register, etc
- Identify potential risk covering risks inputs, stakeholder register, organizational process assets and tools and techniques for identifying risks
- Apply information gathering, brainstorming, nominal group technique, delphi technique, interviewing and root cause analysis
- Carryout checklist analysis, assumptions analysis, diagramming techniques, flow chart diagram and influence diagramming
- Define strengths, weaknesses, opportunities and threats (SWOT) and discuss expert judgment, risks outputs, identified risks, potential responses and triggers
- Perform qualitative and quantitative risk analysis process
- Plan risk responses process and apply control risks

### **Exclusive Smart Training Kit - H-STK®**



*Participants of this course will receive the exclusive “Haward Smart Training Kit” (H-STK®). The H-STK® consists of a comprehensive set of technical content which includes **electronic version** of the course materials conveniently saved in a **Tablet PC**.*

### **PMI Recognition of Howard Courses**

The Project Management Institute (PMI) recognizes Howard's Certificates and Continuing Education Units (CEUs).

The recognition and acceptance of our PDUs/CEUs fall under Categories E, F and G of PMI's "Professional Education" section at the PMP Application. Hence, what the delegates simply need to do is to complete this section as part of the PMP Application and submit it to PMI upon the receipt of Howard's certificates and ANSI/IACET's CEUs. PMI will automatically accept the delegates with 40 Contract Honors as a fulfillment of the required Professional Education.

**Howard Technology**, being the first **Authorized Provider** of the International Association for Continuing Education & Training (**IACET-USA**) in the Middle East, is authorized to award ANSI/IACET **CEUs** that are automatically accepted and recognized by the Project Management Institute (**PMI**).

### **Who Should Attend**

The course provides an overview of all significant aspects and considerations of risk management for all managers, engineers and supervisors who already have knowledge of project management techniques and tools. Some managers are directly responsible for projects and need to manage risk professionally. Others need to know about pitfalls in risk management when managing project management consultants.

### **Exam Eligibility & Structure**

To be eligible for the PMI-RMP credential, you must meet certain educational and professional experience requirements. All project risk management experience must have been accrued within the last five consecutive years prior to your application submission.

<b>Educational Background</b>	<b>Project Risk Management Experience</b>	<b>Project Risk Management Education</b>
Secondary diploma (high school diploma, associate's degree or global equivalent)	At least 36 months spent in the specialized area of professional project risk management within the last five consecutive years	40 contact hours of formal education in the specialized area of project risk management
<b>OR</b>		
Four-year degree (bachelor's degree or global equivalent)	At least 24 months spent in the specialized area of professional project risk management within the last five consecutive years	30 contact hours of formal education in the specialized area of project risk management
<b>OR</b>		
Bachelor's or post-graduate degree from a GAC accredited program (bachelor's or global equivalent)	At least 12 months spent in the specialized area of professional project risk management within the last five consecutive years	30 contact hours of formal education in the specialized area of project risk management



**Course Certificate(s)**

- (1) PMI-RMP certificates will be issued to participants who have successfully passed the PMI-RMP examination.



- (2) Official Transcript of Records will be provided to the successful delegates with the equivalent number of ANSI/IACET accredited Continuing Education Units (CEUs) earned during the course

**Haward Technology Middle East**  
Continuing Professional Development (HTME-CPD)

**CEU Official Transcript of Records**

TOR Issuance Date: 14-Nov-23  
HTME No: 74851  
Participant Name: Waleed Al Habeeb

Program Ref.	Program Title	Program Date	No. of Contact Hours	CEU's
PM0092	Risk Management Professional (PHIL-RMP) (PMI Exam Preparation Training)	November 10-14, 2023	40	4.0

Total No. of CEU's Earned as of TOR Issuance Date: 4.0

**TRUE COPY**  
*Jaryl Castillo*  
Jaryl Castillo  
Academic Director

Haward Technology has been approved as an Approved Provider by the International Association for Continuing Education and Training (IACET) in accordance with the rules & regulations of the International Association for Continuing Education & Training (IACET). IACET is an international authority that evaluates programs according to strict, research-based criteria and guidelines. The CEU is an internationally accepted uniform unit of measurement in qualified courses of continuing education.


Haward Technology is accredited by:  
BAC, IACET, ILM, UKAS, ISO 9001:2015 Certified, TOSH

PO Box 28070, Abu Dhabi, United Arab Emirates | Tel.: +971 2 3091 714 | Email: info@haward.org | Website: www.haward.org



## Certificate Accreditations


Certificates are accredited by the following international accreditation organizations: -

- 

PMI: Project Management Institute

Haward Technology is an **Authorized Training Partner** of the **Project Management Institute (PMI)** (USA). We are strictly complying with the quality requirements and standards of PMI. Haward Technology is approved by PMI to issue contact hours and PDUs for those courses following the PMI requirements in addition to all PMI Project Management courses. Our trainers are Authorized by PMI to deliver the PMI Accredited courses and certification programs. As an Authorized Training Partner, Haward Technology has access to the latest and up-to-date PMI materials and resources available in the field of Project Management that will definitely improve the chances of success for participants attending Haward Technology courses.

The PMI Authorized Training Partner seal is a registered mark of **Project Management Institute, Inc.**

- 

The International Accreditors for Continuing Education and Training (IACET - USA)

Haward Technology is an Authorized Training Provider by the International Accreditors for Continuing Education and Training (IACET), 2201 Cooperative Way, Suite 600, Herndon, VA 20171, USA. In obtaining this authority, Haward Technology has demonstrated that it complies with the **ANSI/IACET 2018-1 Standard** which is widely recognized as the standard of good practice internationally. As a result of our Authorized Provider membership status, Haward Technology is authorized to offer IACET CEUs for its programs that qualify under the **ANSI/IACET 2018-1 Standard**.

Haward Technology's courses meet the professional certification and continuing education requirements for participants seeking **Continuing Education Units (CEUs)** in accordance with the rules & regulations of the International Accreditors for Continuing Education & Training (IACET). IACET is an international authority that evaluates programs according to strict, research-based criteria and guidelines. The CEU is an internationally accepted uniform unit of measurement in qualified courses of continuing education.

Haward Technology Middle East will award **4.0 CEUs** (Continuing Education Units) or **40 PDHs** (Professional Development Hours) for participants who completed the total tuition hours of this program. One CEU is equivalent to ten Professional Development Hours (PDHs) or ten contact hours of the participation in and completion of Haward Technology programs. A permanent record of a participant's involvement and awarding of CEU will be maintained by Haward Technology. Haward Technology will provide a copy of the participant's CEU and PDH Transcript of Records upon request.

- 

British Accreditation Council (BAC)

Haward Technology is accredited by the **British Accreditation Council** for **Independent Further and Higher Education** as an **International Centre**. BAC is the British accrediting body responsible for setting standards within independent further and higher education sector in the UK and overseas. As a BAC-accredited international centre, Haward Technology meets all of the international higher education criteria and standards set by BAC.



**Course Instructor(s)**

This course will be conducted by the following instructor(s). However, we have the right to change the course instructor(s) prior to the course date and inform participants accordingly:



**Mr. Kareem Ali**, MSc, BSc, PMI-PMP, PMI-PgMP, PMI-RMP, PMI-SP, PMI-ACP is a **Senior Project & Management Consultant** with extensive years of experience in the areas of **Project Risk Management, Risk Identification, Primavera, Project Management Skills, Project Scheduling, Project Portfolio & Program Management, Project Scope Management, Project Time Management, Project Cost Management, Project Quality**

**Management, Quality Assurance, Project Stakeholder & Governance, Project Integration, Project Leadership & Management, Project Planning & Scheduling, Project Estimation & Budgeting, Project Planning & Cost Control, Claim Analysis & Dispute Resolution, Claims & Counter-Claim Management, Advanced Construction Management, Project Supervision, Project Delivery, Project extension & Time Analysis, Resource Breakdown Structure (RBS), Project Auditing, Modern Construction Management, Mastering Project Metrics, Complex Projects Management, Detailed Engineering Management, Construction Supervision Skills, Project Quality Management, Site Management & Claim Control, Project Risk Analysis, Financial Project Evaluation, Valued Engineering, Project Monitoring & Control, Strategic Project Management Framework, Technical Bids & Evaluation, Project Definition Rating Index (PDRI) Project Work Monitoring & Control, Project Scope Management, Project & Construction Management and Project Planning, Scheduling & Control.**

During his career life, Mr. Kareem has gained his academic and field experience through his various significant positions and dedication as the **Senior Project Manager, Senior Planning Engineer, Senior Workshop & Turnaround Planning Engineer, Senior Site Planning Engineer, Site Planning Engineer, Senior Piping Construction Site Engineer, Project Engineer and Project Analyst** from various companies such as the Nesma and Partners, Rawabi Holding Group, ANOPC - Assiut National Oil Processing Company, PETROJET, just to name a few.

Mr. Kareem has a **Postgraduate Diploma in Mechanical Engineering** and a **Bachelor's degree in Mechanical Engineering**. Further, he is a **Certified Instructor/Trainer, a Certified Project Management Professional (PMI-PMP), a Certified Program Management Professional (PgMP), a Certified PMI Scheduling Professional (PMI-SP), a PMI Agile Certified Practitioner (PMI-ACP) and a Certified PMI Risk Management Professional (PMI-RMP)**. He has further delivered numerous trainings, courses, seminars, conferences and workshops globally.

**Training Fee**

**US\$ 6,000** per Delegate. This rate includes H-STK® (Haward Smart Training Kit), buffet lunch, coffee/tea on arrival, morning & afternoon of each day.

**Exam Fee**

**US\$ 895** per Delegate.





**Training Methodology**

All our Courses are including **Hands-on Practical Sessions** using equipment, State-of-the-Art Simulators, Drawings, Case Studies, Videos and Exercises. The courses include the following training methodologies as a percentage of the total tuition hours:-

- 30% Lectures
- 20% Practical Workshops & Work Presentations
- 30% Hands-on Practical Exercises & Case Studies
- 20% Simulators (Hardware & Software) & Videos

In an unlikely event, the course instructor may modify the above training methodology before or during the course for technical reasons.

**Accommodation**

Accommodation is not included in the course fees. However, any accommodation required can be arranged at the time of booking

**Course Program**

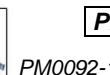
The following program is planned for this course. However, the course instructor(s) may modify this program before or during the course for technical reasons with no prior notice to participants. Nevertheless, the course objectives will always be met:

**Day 1: Sunday, 22<sup>nd</sup> of December 2024**

0730 - 0815	Registration & Coffee
0815 - 0830	Welcome & Introduction
0830 - 0900	<b>PRE-TEST</b>
0900 - 1000	<b>Project Risk Management</b> Introduction-Definitions • Risk Management Properties • Success of Risk Management
1000 - 1015	Break
1015 - 1200	<b>Project Risk Management (cont'd)</b> Definition of Project Risk • Exercise: Issue or Risk • Risk Properties • Stakeholder Risk Attitudes
1200 - 1300	Lunch
1300 - 1400	<b>Project Risk Management (cont'd)</b> Iterative Process • Risk Process Flow • Communication • Responsibility for Project Risk Management
1400 - 1415	Break
1415 - 1650	<b>Introduction to Project Risk Management Processes</b> Project Risk Management & Project Management • All Projects Are Uncertain • The Processes
1650 - 1700	<b>Distribute Homework &amp; Recap</b>
1700	End of Day One

**Day 2: Monday, 23<sup>rd</sup> of December 2024**

0730 - 0800	<b>Review of Day 1 &amp; Homework Answers</b>
0800 - 1000	<b>Plan Risk Management</b> Plan Risk Management Inputs • Inputs of This Process • Project Management Plan • Project Charter • Stakeholder Register • Enterprise Environmental Factors • Organizational Process Assets • Organization Risk • Example-Risk Appetite • Example-Risk Tolerance • Risk Appetite-Risk Tolerance
1000 - 1015	Break





1015 – 1200	<b>Plan Risk Management (cont'd)</b> Organization Risk• Plan Risk Management– Inputs• Tools & Techniques for Plan Risk Management• Creating the Risk Management Plan• Exam Spotlight• Risk Categories• Risk Breakdown Structure (RBS)• Defining Probability & Impact• Probability & Impact Matrix• Recap the Steps for Risk Management Plan
1200 – 1300	Lunch
1300 – 1400	<b>Identifying Potential Risk</b> Identifying Potential Risk Process • Identifying Potential Risk• Identifying Risks Inputs• Stakeholder Register • Organizational Process Assets • Tools & Techniques for Identifying Risks• Documentation Reviews• Information Gathering • Brainstorming • Nominal Group Technique• Delphi Technique• Interviewing• Root Cause Analysis
1400 – 1415	Break
1415 – 1650	<b>Identifying Potential Risk (cont'd)</b> Checklist Analysis• Assumptions Analysis• Diagramming Techniques• Flow Chart Diagram• Influence Diagramming• Strengths, Weaknesses, Opportunities & Threats (SWOT)• Expert Judgment• Identify Risks Outputs• List of Identified Risks• List of Potential Responses• Triggers
1650 – 1700	<b>Distribute Homework &amp; Recap</b>
1700	End of Day Two

**Day 3: Tuesday, 24<sup>th</sup> of December 2024**

0730 – 0800	<b>Review of Day 2 &amp; Homework Answers</b>
0800 – 1000	<b>Perform Qualitative Risk Analysis Process</b> Process Overview • Perform Qualitative Risk Analysis Inputs• Tools & Techniques for Perform Qualitative Risk Analysis• Risk Probability & Impact Assessment • Probability• Impact
1000 – 1015	Break
1015 – 1200	<b>Perform Qualitative Risk Analysis Process (cont'd)</b> Risk Impact• Probability & Impact Matrix• Risk Data Quality Assessment• Risk Urgency Assessment• Expert Judgment• Ranking Risks in the Risk Register
1200 – 1300	Lunch
1300 – 1400	<b>Perform Quantitative Risk Analysis Process</b> Perform Quantitative Risk Analysis Process• Process Overview• Perform Quantitative Risk Analysis Process• Tools & Techniques for Perform Quantitative Risk Analysis• Data-Gathering & Representation Techniques• Interviewing• Probability Distributions• Quantitative Risk Analysis & Modeling Techniques• Sensitivity Analysis• Expected Monetary Value (EMV) Analysis• Decision Tree Analysis• Modeling & Simulation• Simulation Techniques• Exam Spotlight• Expert Judgment• Perform Quantitative Risk Analysis Outputs
1400 – 1415	Break
1415 – 1650	<b>Perform Quantitative Risk Analysis Process (cont'd)</b> Confidence Levels• Prioritized List of Quantified Risks• Trends in Perform Quantitative Risk Analysis Results• Formulas• Planned Value – Actual Cost-Earned Value• Cost Variance - Schedule Variance• Cost Variance• CPI-SPI• Cumulative CPI &SPI• Forecasting Formulas• Budget at Completion (BAC)• EAC Forecast for Etc Work Performed• The EAC Formula• To-Complete Performance Index (TCPI)• Variance Analysis
1650 – 1700	<b>Distribute Homework &amp; Recap</b>
1700	End of Day Three







**Day 4: Wednesday, 25<sup>th</sup> of December 2024**

0730 – 0800	<b>Review of Day 3 &amp; Homework Answers</b>
0800 – 1000	<b>Plan Risk Responses Process</b> Plan Risk Responses Process • Overview of the Process • Exam Spotlight • Tools & Techniques for Plan Risk Responses • Strategies for Negative Risks or Threats • Avoid • Transfer • Mitigate • Accept • Strategies for Positive Risk or Opportunities • Exploit
1000 – 1015	Break
1015 – 1200	<b>Plan Risk Responses Process (cont'd)</b> Share • Enhance • Contingency Planning • Plan Risk Responses Outputs • Project Management Plan Updates • Project Documents Updates • Project Management Plan Updates • Project Documents Updates • Risk Register • Risk Register Contents
1200 – 1300	Lunch
1300 – 1400	<b>Plan Risk Responses Process (cont'd)</b> Plan Risk Responses Process • Overview of the Process • Exam Spotlight • Tools & Techniques for Plan Risk Responses
1400 – 1415	Break
1415 – 1615	<b>Plan Risk Responses Process (cont'd)</b> Strategies for Negative Risks or Threats • Avoid • Transfer • Mitigate
1650 – 1700	<b>Distribute Homework &amp; Recap</b>
1700	End of Day Four

**Day 5: Thursday, 26<sup>th</sup> of December 2024**

0730 – 0800	<b>Review of Day 4 &amp; Homework Answers</b>
0800 – 1000	<b>Control Risks</b> The Control Risks Process • Monitoring & Controlling Risk • Overview of Process
1000 – 1015	Break
1015 – 1200	<b>Control Risks (cont'd)</b> Control Risks Inputs • Control Risks Tools & Techniques • Risk Re-Assessment
1200 – 1300	Lunch
1300 - 1330	<b>Control Risks (cont'd)</b> Risk Audits • Variance & Trend Analysis • Technical Performance Measurement
1330 - 1345	Break
1345 – 1615	<b>Control Risks (cont'd)</b> Control Risks Outputs • Change Requests • Project Documents Updates
1615 – 1630	<b>Course Conclusion</b>
1630 – 1645	<b>POST-TEST</b>
1645 – 1700	Presentation of Course Certificates
1700	End of Course

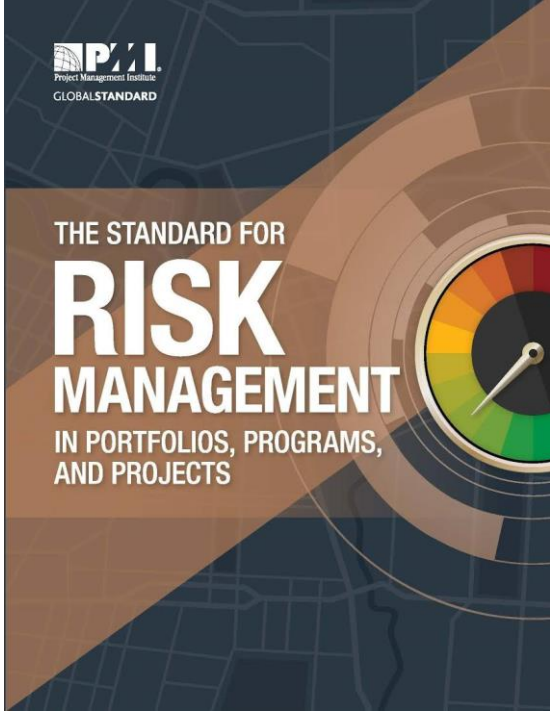
**MOCK Exam**

Upon the completion of the course, participants have to sit for a MOCK Examination similar to the exam of the Certification Body through Haward’s Portal. Each participant will be given a username and password to log in Haward’s Portal for the MOCK exam during the 30 days following the course completion. Each participant has only one trial for the MOCK exam within this 30-day examination window. Hence, you have to prepare yourself very well before starting your MOCK exam as this exam is a simulation to the one of the Certification Body.

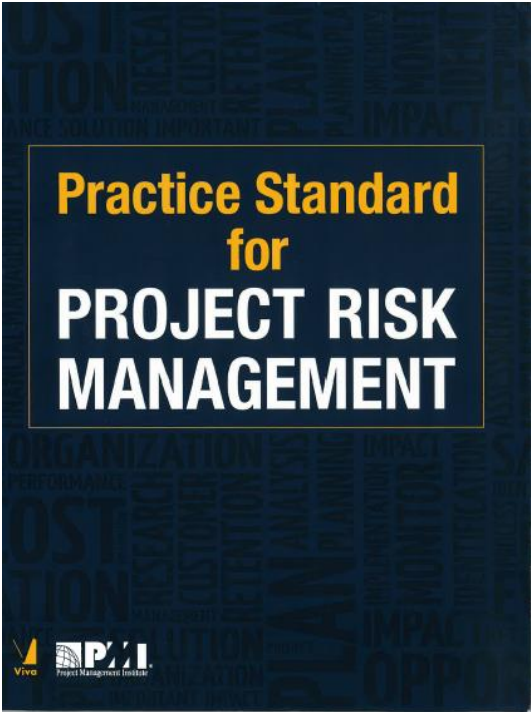


**Book(s)**

As part of the course kit, the following e-books will be given to all participants:



**Title:** The Standard for Risk Management in Portfolios, Programs and Projects  
**ISBN:** 978-1628255652  
**Author:** Project Management Institute  
**Publisher:** Project Management Institute



**Title:** Practice Standard for Project Risk Management  
**ISBN:** 978-9387486812  
**Author:** PMI  
**Publisher:** PMI

**Simulator (Hands-on Practical Sessions)**

Practical sessions will be organized during the course for delegates to practice the theory learnt. Delegates will be provided with an opportunity to carryout various exercises using the “MS Project”, “Mindview Software” and “Raidlog Simulator”.



**Mindview Software**



FREE RAID Log Template + RAID Analysis

File Edit View Insert Format Data Tools Extensions Help Last edit was 3 minutes ago

100% \$ % .00 123+ Default (Aut... 10 B I A

L20 + fx

RAID ANALYSIS						
	RISKS	ASSUMPTIONS	ISSUES	DEPENDENCIES		
6	Critical	1	0	1	1	3
7	High	0	0	0	1	1
8	Moderate	1	1	0	0	2
9	Low	0	0	1	0	1
10	Negligible	0	0	0	0	0
11	Total	2	1	2	2	

PM-TRAINING

RAID LOG						
ID	Title	Description	Type	Classification	Comments	
14	1	Example 1	Assumption	Moderate		
15	2	Example 2	Risk	Critical		
16	3	Example 3	Risk	Moderate		
17	4	Example 4	Issue	Low		
18	5	Example 5	Dependency	High		
19	6	Example 6	Dependency	Critical		
20	7	Example 7	Issue	Critical		
21	8					
22	9					
23	10					
24	11					

**Raidlog Simulator**

**Course Coordinator**

Reem Dergham, Tel: +974 4423 1327, Email: [reem@haward.org](mailto:reem@haward.org)

