

COURSE OVERVIEW IE0250

Liquid & Gas Flowmetering & Meter Calibration

Course Title

Liquid & Gas Flowmetering & Meter Calibration

Course Date/Venue

Session 1: June 28-July 02, 2026/Crowne Meeting Room, Crowne Plaza Al Khobar, an IHG Hotel, Al Khobar, KSA
 Session 2: August 02-06, 2026/Crowne Meeting Room, Crowne Plaza Al Khobar, an IHG Hotel, Al Khobar, KSA



Course Reference

IE0250



Course Duration/Credits

Five days/3.0 CEUs/30 PDHs

Course Description



This practical and highly-interactive course includes various practical sessions and exercises. Theory learnt will be applied using our state-of-the-art simulators.



This course is designed to provide delegates with a detailed and up-to-date overview of fundamentals and practice of liquid and gas flowmetering and meter calibration. It covers flowmetering, process measurement, measurement of pressure, measurement of temperature and density and flow measurement.



The course will also discuss the fluid mechanics of pipe flows and flowmeter including differential pressure type, variable area, fluid oscillatory flowmeters, rotary inferential meter, electromagnetic flowmeters, positive displacement flowmeters, ultrasonic flowmeters, mass flow measurement and miscellaneous devices.

Flowmeter calibration, flowmeter installation guidance, flowmeter costs, flowmeter selection and proper methodology of quality assurance in accordance with the international standards will also be carried out during the course.

During the course, participants will be able to define and classify the types, terms and problems of multiphase flow measurement; determine the basic concepts of multiphase flows and multiphase flowmeters; distinguish the current main supplier of multiphase flowmeters; select flowmeters properly; and discuss the future development in flow measurement.

Further, participants will acquire the necessary knowledge in order to choose the correct flowmeter for a particular application and will be able to resolve any ensuing problems in relation to unreliability and inaccuracy of flowmeter readings.

Course Objectives/Outcomes & Benefits for the Participants

Upon the successful completion of this course, each participant will be able to:-

- Apply and gain an in-depth knowledge and skills in liquid and gas flowmetering and meter calibration
- Discuss the flowmetering, process measurement, measurement of pressure, measurement of temperature and density and flow measurement
- Explain fluid mechanics of pipe flows and flowmeter including differential pressure type, variable area, fluid oscillatory flowmeters, rotary inferential meter, electromagnetic flowmeters, positive displacement flowmeters, ultrasonic flowmeters, mass flow measurement and miscellaneous devices
- Recognize the flowmeter calibration and flowmeter installation guidance
- Consider the flowmeter costs and employ the proper procedure of flowmeter selection
- Carryout the proper methodology of quality assurance in accordance with the international standards
- Define and classify the types, terms and problems of multiphase flow measurement
- Determine the basic concepts of multiphase flows and multiphase flowmeters
- Distinguish the current main supplier of multiphase flowmeters and select flowmeters properly
- Discuss the future development in flow measurement

Exclusive Smart Training Kit - H-STK®



*Participants of this course will receive the exclusive “Howard Smart Training Kit” (H-STK®). The H-STK® consists of a comprehensive set of technical content which includes **electronic version** of the course materials conveniently saved in a **Tablet PC**.*

Who Should Attend

This course provides an overview of all significant aspects and considerations of liquid and gas flowmetering and meter calibration for instrumentation, inspection, mechanical and process engineers and other technical staff. Further, this course is essential for flowmeter users and suppliers.

Course Certificate(s)

Internationally recognized certificates will be issued to all participants of the course who completed a minimum of 80% of the total tuition hours.


Certificate Accreditations

Howard's certificates are accredited by the following international accreditation organizations:

- 

British Accreditation Council (BAC)

Howard Technology is accredited by the **British Accreditation Council for Independent Further and Higher Education** as an **International Centre**. Howard's certificates are internationally recognized and accredited by the British Accreditation Council (BAC). BAC is the British accrediting body responsible for setting standards within independent further and higher education sector in the UK and overseas. As a BAC-accredited international centre, Howard Technology meets all of the international higher education criteria and standards set by BAC.

- 

The International Accreditors for Continuing Education and Training (IACET - USA)

Howard Technology is an Authorized Training Provider by the International Accreditors for Continuing Education and Training (IACET), 2201 Cooperative Way, Suite 600, Herndon, VA 20171, USA. In obtaining this authority, Howard Technology has demonstrated that it complies with the **ANSI/IACET 2018-1 Standard** which is widely recognized as the standard of good practice internationally. As a result of our Authorized Provider membership status, Howard Technology is authorized to offer IACET CEUs for its programs that qualify under the **ANSI/IACET 2018-1 Standard**.

Howard Technology's courses meet the professional certification and continuing education requirements for participants seeking **Continuing Education Units (CEUs)** in accordance with the rules & regulations of the International Accreditors for Continuing Education & Training (IACET). IACET is an international authority that evaluates programs according to strict, research-based criteria and guidelines. The CEU is an internationally accepted uniform unit of measurement in qualified courses of continuing education.

Howard Technology Middle East will award **3.0 CEUs** (Continuing Education Units) or **30 PDHs** (Professional Development Hours) for participants who completed the total tuition hours of this program. One CEU is equivalent to ten Professional Development Hours (PDHs) or ten contact hours of the participation in and completion of Howard Technology programs. A permanent record of a participant's involvement and awarding of CEU will be maintained by Howard Technology. Howard Technology will provide a copy of the participant's CEU and PDH Transcript of Records upon request.

Course Instructor(s)

This course will be conducted by the following instructor(s). However, we have the right to change the course instructor(s) prior to the course date and inform participants accordingly:



Mr. Sydney Thoresson, PE, BSc, is a **Senior Electrical & Instrumentation Engineer** with over **30 years** of extensive experience within the **Petrochemical, Utilities, Oil, Gas** and **Power** industries. His specialization highly evolves in **Process Control Instrumentation, Process Instrumentation & Control, Process Control, Instrumentation, Troubleshooting & Problem Solving, Instrumentation Engineering, Process Control (PCI) & Safeguarding, Instrument Calibration & Maintenance, Instrumented Safety Systems, High Integrity Protection Systems (HIPS), Process Controller, Control Loop & Valve Tuning, Compressor Control & Protection, Control Systems, Programmable Logic Controllers (PLC), SCADA System, PLC & SCADA - Automation & Process Control, PLC & SCADA Systems Application, Technical DCS/SCADA, PLC-SIMATIC S7 300/400: Configuration, Programming and Troubleshooting, PLC, Telemetry and SCADA Technologies, Cyber Security of Industrial Control System (PLC, DCS, SCADA & IED), Basics of Instrumentation Control System, DCS, Distributed Control System - Operations & Techniques, Distributed Control System (DCS) Principles, Applications, Selection & Troubleshooting, Distributed Control Systems (DCS) especially in Honeywell DCS, H&B DCS, Modicon, Siemens, Telemecanique, Wonderware and Adroit, Safety Instrumented Systems (SIS), Safety Integrity Level (SIL), Emergency Shutdown (ESD), Emergency Shutdown System, Variable Frequency Drive (VFD), Process Control & Safeguarding, Field Instrumentation, Instrumented Protective Devices Maintenance & Testing, Instrumented Protective Function (IPF), Refining & Rotating Equipment, Equipment Operations, Short Circuit Calculation, Voltage Drop Calculation, Lighting Calculation, Hazardous Area Classification, Intrinsic Safety, Liquid & Gas Flowmetering, Custody Measurement, Ultrasonic Flowmetering, Loss Control, Gas Measurement, Flowmetering & Custody Measurement, Multiphase Flowmetering, Measurement and Control, Mass Measuring System Batching (Philips), Arc Furnace Automation-Ferro Alloys, Walking Beam Furnace, Blast Furnace, Billet Casting Station, Cement Kiln Automation, Factory Automation and Quality Assurance Accreditation (ISO 9000 and Standard BS 5750). Further, he is also well-versed in **Electrical Safety, Electrical Hazards Assessment, Electrical Equipment, Personal Protective Equipment, Log-Out & Tag-Out (LOTO), ALARP & LOPA Methods, Confined Workspaces, Power Quality, Power Network, Power Distribution, Distribution Systems, Power Systems Control, Power Systems Security, Power Electronics, Electrical Substations, UPS & Battery System, Earthing & Grounding, Power Generation, Protective Systems, Electrical Generators, Power & Distribution Transformers, Electrical Motors, Switchgears, Transformers, AC & DC Drives, Variable Speed Drives & Generators and Generator Protection**. He is currently the **Projects Manager** wherein he manages projects in the field of electrical and automation engineering and in-charge of various process hazard analysis, fault task analysis, FMEA and HAZOP study.**

During Mr. Thoresson's career life, he has gained his thorough and practical experience through various challenging positions and dedication as the **Contracts & Projects Manager, Managing Director, Technical Director, Divisional Manager, Plant Automation Engineer, Senior Consulting Engineer, Senior Systems Engineer, Consulting Engineer, Service Engineer and Section Leader** from several international companies such as **Philips, FEDMIS, AEG, DAVY International, BOSCH, Billiton and Endress/Hauser**.

Mr. Thoresson is a **Registered Professional Engineering Technologist** and has a **Bachelor's degree in Electrical & Electronics Engineering** and a **National Diploma in Radio Engineering**. Further, he is a **Certified Instructor/Trainer, a Certified Internal Verifier/Assessor/Trainer** by the **Institute of Leadership & Management (ILM)** and an active member of the **International Society of Automation (ISA)** and the **Society for Automation, Instrumentation, Measurement and Control (SAIMC)**. He has further delivered numerous trainings, courses, seminars, conferences and workshops worldwide.

Training Methodology

All our Courses are including **Hands-on Practical Sessions** using equipment, State-of-the-Art Simulators, Drawings, Case Studies, Videos and Exercises. The courses include the following training methodologies as a percentage of the total tuition hours:-

- 30% Lectures
- 20% Practical Workshops & Work Presentations
- 30% Hands-on Practical Exercises & Case Studies
- 20% Simulators (Hardware & Software) & Videos

In an unlikely event, the course instructor may modify the above training methodology before or during the course for technical reasons.

Learning Design & Customization

This course can be customized to the exact requirements of clients. Haward Technology is so proud of our huge capabilities in tailoring our courses to the training needs of our valued clients.

Course Fee

US\$ 5,500 per Delegate + **VAT**. This rate includes H-STK® (Haward Smart Training Kit), buffet lunch, coffee/tea on arrival, morning & afternoon of each day.

Accommodation

Accommodation is not included in the course fees. However, any accommodation required can be arranged at the time of booking.

Course Program

The following program is planned for this course. However, the course instructor(s) may modify this program before or during the course for technical reasons with no prior notice to participants. Nevertheless, the course objectives will always be met:

Day 1

0730 - 0800	<i>Registration & Coffee</i>
0800 - 0815	<i>Welcome & Introduction</i>
0815 - 0830	PRE-TEST
0830 - 0930	Flowmetering Overview <i>Introduction to Pipeline Flowmetering with Highlighted Problem Areas</i>
0930 - 0945	<i>Break</i>
0945 - 1100	Introduction to Process Measurement <i>Accuracy, Hysteresis, Linearity, Repeatability, Response, Traceability, Confidence, Resolution, Calibration, Process Symbols</i>
1100 - 1230	Measurement of Pressure <i>Static, Dynamic, Total Pressures, Commercial Pressure Gauges</i>
1230 - 1245	<i>Break</i>
1245 - 1330	Measurement of Temperature and Density <i>Commercial Gauges</i>
1330 - 1420	Flow Measurement <i>Laminar Flows & Turbulent Flows, Velocity Distributions, Reynolds Number Worked Examples, Volume, Mass, Total Flows, Viscosity, Cavitation</i>
1420 - 1430	Recap
1430	<i>Lunch & End of Day One</i>

Day 2

0730 - 0930	Fluid Mechanics of Pipe Flows Fitting Losses • Newtonian & Non-Newtonian Flows • Flowmeter Classification • Worked Examples
0930 - 0945	Break
0945 - 1100	Flowmeter - Differential Pressure Type Elementary Theory Based on Bernoulli's Equation & Continuity • Orifice Meters • Critical Flow Element • Laminar Flow Element
1100 - 1230	Flowmeter - Differential Pressure Type (cont'd) Venturi Meters • Flow Nozzles • Low Loss Devices • Variable Orifice Meters • Variable Area Meters • Pitot Tubes & Pitot Static Tubes • Target Flowmeters • Drain Holes and Vents
1230 - 1245	Break
1245 - 1420	Flowmeter - Variable Area Operating Constraints & Performances, Advantages and Disadvantages
1420 - 1430	Recap Using this Course Overview, the Instructor(s) will Brief Participants about the Topics that were Discussed Today and Advise Them of the Topics to be Discussed Tomorrow
1430	Lunch & End of Day Two

Day 3

0730 - 0830	Flowmeter - Fluid Oscillatory Flowmeters Fluidic Meters • Vortex Shedding Meters • Operating Constraints & Performances • Advantages & Disadvantages
0830 - 0930	Flowmeter - Rotary Inferential Meters Turbine Flowmeters • Miscellaneous Designs • Advantages & Disadvantages
0930 - 0945	Break
0945 - 1100	Flowmeter - Electromagnetic Flowmeters Principle of Operation • AC & Pulsed DC Types • Applications & Operating Constraints and Performances • Advantages & Disadvantages
1100 - 1230	Flowmeter - Positive Displacement Flowmeters Helical Gear Meter, Nutating Disc Meter, Piston Meter, Rotary Meter, Advantages & Disadvantages, Applications, Worked Examples
1230 - 1245	Break
1245 - 1330	Flowmeter - Ultrasonic Flowmeters Doppler Type • Time-of-Flight Type • Clamp-on Type • Applications • Advantages & Disadvantages
1330 - 1420	Flowmeter - Mass Flow Measurement Coriolis Flowmeters • Hot Wire Anemometer & Thermal Profile Meter • Applications • Advantages & Disadvantages
1420 - 1430	Recap Using this Course Overview, the Instructor(s) will Brief Participants about the Topics that were Discussed Today and Advise Them of the Topics to be Discussed Tomorrow
1430	Lunch & End of Day Three

Day 4

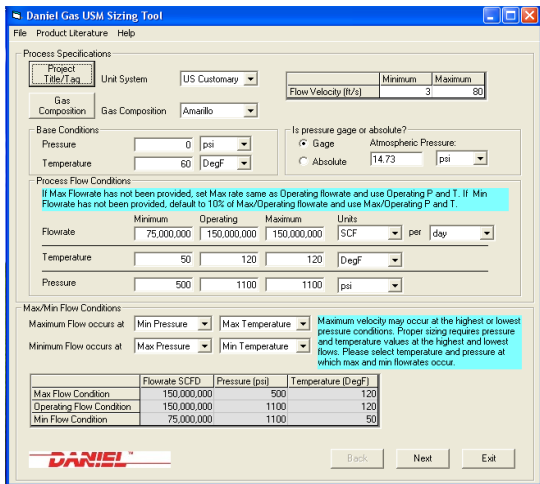
0730 – 0800	Flowmeter – Miscellaneous Devices Cross Correlation Methods, Tracer Methods, Weighing Methods Velocity Profile Integration Techniques, Laser Doppler Systems
0800 – 0930	Flowmeter Calibration Gravimetric Methods for Liquid Flowmeters • Volumetric Methods for Liquid Flowmeters • Use of Pipe Provers • Methods for Gas Flowmeters • Critical Flow Nozzle • Velocity Traversing Technique • Clamp-on Ultrasonic Flowmeter
0930 – 0945	Break
0945 – 1100	Flowmeter Installation Guidance Introduction • Pipe-Flow Disturbances & Other Sources of Error Effects of Installation on Specific Flowmeters • Remedial Actions & Use of Flow Conditioners
1100 – 1145	Flowmeter Costs & Flowmeter Selection Initial Considerations • Flowmeter Selection Procedure • Additional Factors
1145 – 1230	Quality Assurance & Standards Traceability & Hard Standards • Flow Standards • UK National Measurement Systems • Accreditation Process
1230 – 1245	Break
1245 – 1420	Introduction to Multiphase Flow Measurement Description of Multiphase Flows, Definitions of Various Associated Terms, Flow Pattern Classification, Flow Regimes, Multiphase Measurement Problems, Multiphase Meter Classification
1420 – 1430	Recap Using this Course Overview, the Instructor(s) will Brief Participants about the Topics that were Discussed Today and Advise Them of the Topics to be Discussed Tomorrow
1430	Lunch & End of Day Four

Day 5

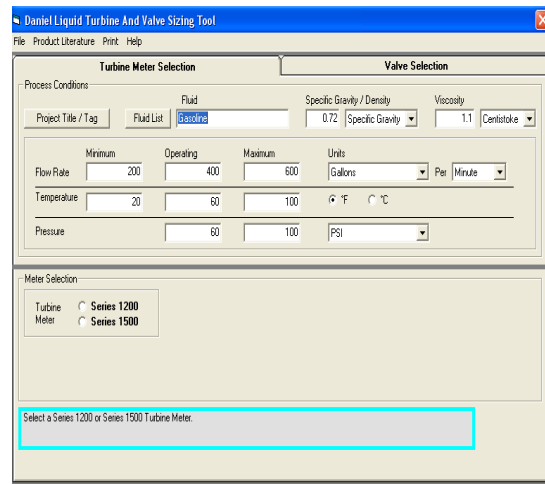
0730 – 0930	Basic Concepts of Multiphase Flows & Multiphase Flowmeters Response of Single-Phase Flowmeters in Multiphase Flows, Wet Gas Flow Measurement, Application of Two Flowmeters for Multiphase Flows
0930 – 0945	Break
0945 – 1100	Current Main Supplier of Multiphase Flowmeters Overview of Different Devices & their Limitations/Advantages
1100 – 1230	Selection of Flowmeters Classification of Flowmeter Types • Selection Considerations • Installation Planning & Installation • Faults & Failures • Application Tables
1230 – 1245	Break
1245 – 1345	Future Developments in Flow Measurement Flowmeter Developments • Secondary Instrumentation • Signal Acquisition & Processing from Single-Phase Flowmeters • Utilization of Unconditioned Signals from Single Phase Flowmeters in Multiphase Flows
1345 – 1400	Course Conclusion Using this Course Overview, the Instructor(s) will Brief Participants about the Course Topics that were Covered During the Course
1400 – 1415	POST-TEST
1415 – 1430	Presentation of Course Certificates
1430	Lunch & End of Course

Simulators (Hands-on Practical Sessions)

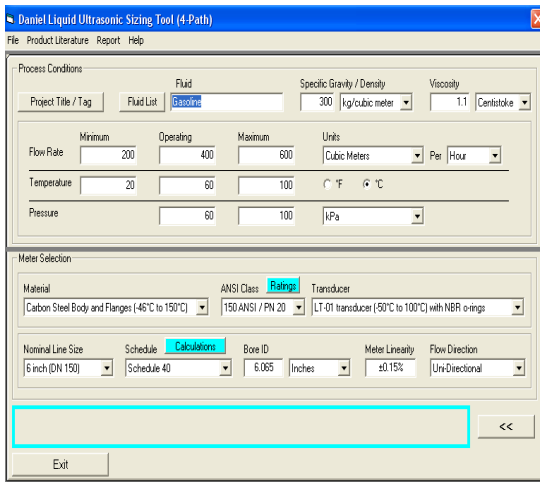
Practical sessions will be organized during the course for delegates to practice the theory learnt. Delegates will be provided with an opportunity to carryout various exercises using our “Gas Ultrasonic Meter Sizing Tool”, “Liquid Turbine Meter and Control Valve Sizing Tool”, “Liquid Ultrasonic Meter Sizing Tool” and “Orifice Flow Calculator” simulators.



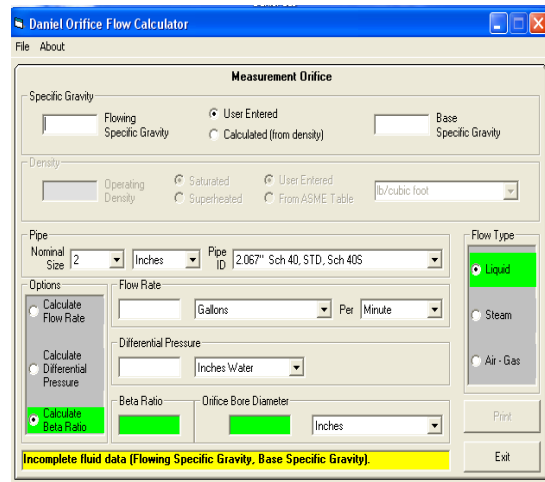
Gas Ultrasonic Meter (USM) Sizing Tool Simulator



Liquid Turbine Meter and Control Valve Sizing Tool Simulator



Liquid Ultrasonic Meter Sizing Tool Simulator



Orifice Flow Calculator Simulator

Course Coordinator

Mari Nakintu, Tel: +971 2 30 91 714, Email: mari1@haward.org