

COURSE OVERVIEW ME0240
Advanced Valve Technology

Design, Selection, Installation, Applications, Sizing, Inspection, Maintenance & Troubleshooting

Course Title

Advanced Valve Technology Design, Selection, Installation, Applications, Sizing, Inspection, Maintenance & Troubleshooting

Course Reference


ME0240

Course Duration/Credits

Five days/3.0 CEUs/30 PDHs

Course Date/Venue

Session(s)	Date	Venue
1	June 22-26, 2025	Meeting Plus 9, City Centre Rotana, Doha Qatar
2	August 10-14, 2025	Safir Meeting Room, Divan Istanbul, Turkey
3	November 02-06, 2025	Boardroom 1, Elite Byblos Hotel Al Barsha, Sheikh Zayed Road, Dubai, UAE
4	January 18-22, 2026	Olivine Meeting Room, Fairmont Nile City, Cairo, Egypt



Course Description



This practical and highly-interactive course includes various practical sessions and exercises. Theory learnt will be applied using our state-of-the-art simulators.



The Valve industry has become increasing digital during the last ten years. Even a casual examination of available smart or intelligent positioners reveals significant differences in design philosophies, on-board intelligence, and application options being employed by manufacturers. This course will focus on the new process plant applications for smart valve technology found since 1998. Further, this course offers complete coverage of the operation, application, and pros and cons of today's newest smart valves with digital positioners and actuators. Also includes updates on HART and FieldBus valve technology.



The course will cover the latest spectrum of available valves from gate, plug, butterfly, check, pressure-relief, globe valves to control valves equipped with microprocessors, which provide single-loop control of the process. Further, the course will cover valve materials: steel, iron, plastic, brass, bronze, and a number of special alloys.



Today the global valve industry involves hundreds of global manufacturers who produce thousands of designs of manual, check, pressure-relief and control valves. In addition to the traditional manufacturers in North America and Europe, the course will discuss the emerging Asian market, Japan, Korea, Taiwan, and China.

This course is offering everything the professional and the novice need to know about designing, selecting, installation, application, sizing, maintaining, and troubleshooting of nowadays valves. In addition to serving as an invaluable update for the experienced engineer, this course provides the beginner with a solid understanding of modern valve technology.

Course Objectives

This AVT (Advanced Valve Technology) course encourages attendees to advance from basic installation and maintenance to selection, upgrading and troubleshooting of valve failures. It includes modern technology of new materials that have been made available recently. Upon the successful completion of this AVT course, each participant will be able to:-

- Apply advanced techniques in design, selection, installation, sizing, inspection, maintenance and troubleshooting of valves
- Apply knowledge on control valve theory including cavitation, flashing, choked flow and sizing and identify the various types, features and functions of control valves
- Determine the characteristics of valves and recognize the concept of trims including low noise trim, diffusers & trim selection
- Classify manual valves and identify its components and functions
- Recognize the process considerations for valve technology including pressure classes, materials selection, leakage rates and international standards
- Implement the process of actuator selection by considering the various types and accessories used in valve technology and apply the principle of field communication as applied in valve technology
- Develop knowledge on Smart valves and positioners as well as the Smart partial valve stroke test devices used in valves
- Manage asset of field mounted devices and recognize its importance in advanced valve technology
- Develop in-depth knowledge on check valves, pressure relief valves and fire safe valves by identify their types, features and application in the industry
- List the common valve problems that are encountered including water hammer effects, high noise levels & fugitive emissions and determine how to prevent valve failures
- Apply proven methodology of assessing the valve failures in the oil & gas sector and explain how it affects the maintenance and troubleshooting processes of valves
- Acquire an overview of plant valve management and regulators that are used in valve technology and an overview of extended valve components, hardide & coatings and composite valves including their design, installation, application and sizing
- Apply the proper procedure for corrosion, galling and water testing and carryout proper methodology of valve sizing & selection using the various programs and applications

Exclusive Smart Training Kit - H-STK®



Participants of this course will receive the exclusive “Haward Smart Training Kit” (H-STK®). The H-STK® consists of a comprehensive set of technical content which includes **electronic version** of the course materials conveniently saved in a **Tablet PC**.

Who Should Attend

This course provides an overview of all significant aspects and considerations of valve for those who are involved in the design, selection, installation, applications, sizing, inspection, maintenance and troubleshooting of such equipment. This includes maintenance, application, inspection, electrical, mechanical, control, instrumentation, production, wellhead and drilling engineers, designers and other technical staff. Likewise, it is beneficial for users, distributors, purchasers or buyers of this equipment for them to understand the design and manufacturing principles that dictates faster delivery of safer quality product.

Training Methodology

All our Courses are including **Hands-on Practical Sessions** using equipment, State-of-the-Art Simulators, Drawings, Case Studies, Videos and Exercises. The courses include the following training methodologies as a percentage of the total tuition hours:-

- 30% Lectures
- 20% Practical Workshops & Work Presentations
- 30% Hands-on Practical Exercises & Case Studies
- 20% Simulators (Hardware & Software) & Videos

In an unlikely event, the course instructor may modify the above training methodology before or during the course for technical reasons.

Course Fee


Doha	US\$ 6,000 per Delegate. This rate includes H-STK® (Haward Smart Training Kit), buffet lunch, coffee/tea on arrival, morning & afternoon of each day.
Istanbul	US\$ 6,000 per Delegate + VAT . This rate includes Participants Pack (Folder, Manual, Hand-outs, etc.), buffet lunch, coffee/tea on arrival, morning & afternoon of each day.
Dubai	US\$ 5,500 per Delegate + VAT . This rate includes H-STK® (Haward Smart Training Kit), buffet lunch, coffee/tea on arrival, morning & afternoon of each day.
Cairo	US\$ 5,500 per Delegate + VAT . This rate includes H-STK® (Haward Smart Training Kit), buffet lunch, coffee/tea on arrival, morning & afternoon of each day.

Course Certificate(s)

Internationally recognized certificates will be issued to all participants of the course who completed a minimum of 80% of the total tuition hours.

Certificate Accreditations

Certificates are accredited by the following international accreditation organizations:-


- 

The International Accreditors for Continuing Education and Training (IACET - USA)

Haward Technology is an Authorized Training Provider by the International Accreditors for Continuing Education and Training (IACET), 2201 Cooperative Way, Suite 600, Herndon, VA 20171, USA. In obtaining this authority, Haward Technology has demonstrated that it complies with the **ANSI/IACET 2018-1 Standard** which is widely recognized as the standard of good practice internationally. As a result of our Authorized Provider membership status, Haward Technology is authorized to offer IACET CEUs for its programs that qualify under the **ANSI/IACET 2018-1 Standard**.

Haward Technology’s courses meet the professional certification and continuing education requirements for participants seeking **Continuing Education Units (CEUs)** in accordance with the rules & regulations of the International Accreditors for Continuing Education & Training (IACET). IACET is an international authority that evaluates programs according to strict, research-based criteria and guidelines. The CEU is an internationally accepted uniform unit of measurement in qualified courses of continuing education.

Haward Technology Middle East will award **3.0 CEUs** (Continuing Education Units) or **30 PDHs** (Professional Development Hours) for participants who completed the total tuition hours of this program. One CEU is equivalent to ten Professional Development Hours (PDHs) or ten contact hours of the participation in and completion of Haward Technology programs. A permanent record of a participant’s involvement and awarding of CEU will be maintained by Haward Technology. Haward Technology will provide a copy of the participant’s CEU and PDH Transcript of Records upon request.

- 

British Accreditation Council (BAC)

Haward Technology is accredited by the **British Accreditation Council** for **Independent Further and Higher Education** as an **International Centre**. BAC is the British accrediting body responsible for setting standards within independent further and higher education sector in the UK and overseas. As a BAC-accredited international centre, Haward Technology meets all of the international higher education criteria and standards set by BAC.

Accommodation

Accommodation is not included in the course fees. However, any accommodation required can be arranged at the time of booking.

Course Instructor(s)

This course will be conducted by the following instructor(s). However, we have the right to change the course instructor(s) prior to the course date and inform participants accordingly:



Mr. Manuel Dalas MSc, BSc, is a **Senior Mechanical & Maintenance Engineer** with over **25 years** of industrial experience in **Oil, Gas, Refinery, Petrochemical, Power and Nuclear** industries. His wide expertise includes **Gas Turbines & Compressors** Troubleshooting, **Gas Turbines** Performance, Maintenance & Testing, **Gas Turbine Performance** and Optimization, **Gas Turbine Control** Systems, **Advanced Gas Turbine, Gas Turbine Design and Analysis, Air Compressor & Gas Turbines** Selection and Design, **Material Cataloguing, Maintenance Planning & Scheduling,**

Reliability Centered Maintenance (RCM), Reliability Maintenance, Condition Based Maintenance & Condition Monitoring, Asset & Risk Management, Vibration Condition Monitoring & Diagnostics of Machines, **Vibration & Predictive Maintenance,** Reliability Improvement & Vibration Analysis for Rotating Machinery, Effective Maintenance **Shutdown & Turnaround** Management, **Engineering Codes & Standards, Rotating Equipment** Maintenance, **Mechanical** Troubleshooting, **Static Mechanical Equipment** Maintenance, **Machinery** Failure Analysis, **Machinery Diagnostics & Root Cause Failure** Analysis, **Plant Reliability & Maintenance** Strategies, **Boiler** Operation & Water Treatment, **Pumps** Maintenance & Troubleshooting, **Fans, Blowers & Compressors, Process Control Valves,** Piping Systems & Process Equipment, **Advanced Valve** Technology, **Pressure Vessel** Design & Analysis, **Steam & Gas Turbine, High Pressure Boiler** Operation, **FRP Pipe** Maintenance & Repair, **Centrifugal & Positive Displacement Pump** Technology Troubleshooting & Maintenance, **Rotating Machinery** Best Practices, **PD Compressor & Gas Engine** Operation & Troubleshooting, **Hydraulic Tools & Fitting, Mass & Material Balance, Water Distribution & Pump Station, Tank Farm & Tank Terminal** Safety & Integrity Management, **Process Piping** Design, Construction & **Mechanical Integrity, Stack & Noise** Monitoring, **HVAC & Refrigeration** Systems, BPV Code, Section VIII, Division 2, **Facility Planning & Energy** Management, Hoist - Remote & Basic **Rigging & Slinging, Mobile Equipment** Operation & Inspection, **Heat Exchanger, Safety Relief Valve, PRV & POPRV/PORV, Bearing & Lubrication, Voith Coupling** Overhaul, **Pump & Valve** Technology, **Lubrication** Inspection, **Process Plant** Optimization, Rehabilitation, Revamping & Debottlenecking, Engineering Problem Solving and **Process Plant** Performance & Efficiency. Currently, he is the **Technical Consultant** of the **Association of Local Authorities of Greater Thessaloniki** where he is in charge of the mechanical engineering services for piping, pressure vessels fabrications and ironwork.

During his career life, Mr. Dalas has gained his practical and field experience through his various significant positions and dedication as the **Technical Manager, Project Engineer, Safety Engineer, Deputy Officer, Instructor, Construction Manager, Construction Engineer, Consultant Engineer** and **Mechanical Engineer** for numerous multi-billion companies including the **Biological Recycling Unit** and the **Department of Supplies of Greece, Alpha Bank Group, EMKE S.A, ASTE LLC** and **Polytechnic College of Evosmos.**

Mr. Dalas has a **Master's degree in Energy System** from the **International Hellenic University, School of Science & Technology** and a **Bachelor's degree in Mechanical Engineering** from the **Mechanical Engineering Technical University of Greece** along with a **Diploma in Management & Production Engineering** from the **Technical University of Crete.** Further, he is a **Certified Internal Verifier/Assessor/Trainer** by the **Institute of Leadership and Management (ILM)**, a **Certified Project Manager Professional (PMI-PMP)**, a **Certified Instructor/Trainer,** a **Certified Energy Auditor for Buildings, Heating & Climate Systems,** a **Member** of the **Hellenic Valuation Institute** and the **Association of Greek Valuers** and a **Licensed Expert Valuer Consultant** of the **Ministry of Development and Competitiveness.** He has further delivered numerous trainings, courses, seminars, conferences and workshops internationally.

Course Program

The following program is planned for this course. However, the course instructor(s) may modify this program before or during the course for technical reasons with no prior notice to participants. Nevertheless, the course objectives will always be met:

Day 1

0730 – 0800	<i>Registration & Coffee</i>
0800 – 0815	<i>Welcome & Introduction</i>
0815 – 0830	PRE-TEST
0830 – 0915	Control Valve Theory <i>Introduction • Definition of a Control Valve • Types of Energy • What is Happening Inside a Control Valve • Cavitation • Flashing • Choked Flow • Control Valve Sizing • Turndown vs. Range ability</i>
0915 – 0930	Video Presentation <i>Cavitation</i>
0930 – 0945	<i>Break</i>
0945 – 1030	Control Valve Types <i>Rotary Valves • Linear Valves • Valve Selection • How to Choose the Right Valve • Selection Guidelines • Application Comparisons</i>
1030 – 1100	Video Presentation <i>Control Valve Body Assembly</i>
1100 – 1215	Characteristics & Trims <i>Valve Characteristics • Application Examples • Cavitation Control • Anti-Cavitation Trim • High Pressure Drop-Applications • Low Noise Trim • Diffusers • Trim Selection</i>
1215 – 1230	<i>Break</i>
1230 – 1330	Manual Valves <i>Classification of Manual Valves • Rotating Manual Valves • Stopper Valves • Sliding Valves • Flexible Valves</i>
1330 – 1420	Process Considerations <i>End Connections • Pressure Classes • Face to Face Criteria • Materials Selection • Modes of Failure • Leakage Rates • International Standards</i>
1420 – 1430	Recap <i>Using this Course Overview, the Instructor(s) will Brief Participants about the Topics that were Discussed Today and Advise Them of the Topics to be Discussed Tomorrow</i>
1430	<i>Lunch & End of Day One</i>

Day 2

0730 – 0900	Actuator Selection <i>Types of Actuators • Linear Actuators • Rotary Actuators • Actuator Forces • Positioners • Fail Safe Systems • Auxiliary Hand wheels • Valve Accessories</i>
0900 – 0930	Video Presentation <i>Actuator Assembly</i>
0930 – 0945	<i>Break</i>
0945 – 1030	Field Communications <i>Analogue Signals • Digital Communications • Fieldbus Technologies</i>
1030 – 1100	Video Presentation <i>HART Protocol</i>



1100 – 1215	Smart Valves & Positioners Introduction • Development • Digital Valve Controllers • Future Development
1215 – 1230	Break
1230 – 1330	Smart Partial Valve Stroke Test Devices Overview
1330 – 1420	Asset Management of Field Mounted Devices Maximizing Asset Uptime
1420 – 1430	Recap Using this Course Overview, the Instructor(s) will Brief Participants about the Topics that were Discussed Today and Advise Them of the Topics to be Discussed Tomorrow
1430	Lunch & End of Day Two

Day 3

0730 – 0930	Check Valves Introduction to Check Valves • Lift Check Valves • Swing Check Valves • Tilting Disc Check Valves • Double Disc Check Valves
0930 – 0945	Break
0945 – 1100	Pressure Relief Valves Introduction • Principles of Operation • Standards (ASME, National Board, etc.) • Applications • Installation
1100 – 1215	Pressure Relief Valves (cont'd) Testing • Assembly • Repair • Troubleshooting • VR Accreditation
1215 – 1230	Break
1230 – 1420	Fire Safe Valves Overview
1420 – 1430	Recap Using this Course Overview, the Instructor(s) will Brief Participants about the Topics that were Discussed Today and Advise Them of the Topics to be Discussed Tomorrow
1430	Lunch & End of Day Three

Day 4

0730 – 0930	Common Valve Problems Water hammer Effects • High Noise Levels • Noise Attenuation • Fugitive Emissions • How to Prevent Valve Failures • Installation Issues • Practical Problems • Maintenance Considerations
0930 – 0945	Break
0945 – 1100	Assessment of Valve Failure in the Oil & Gas Sector Overview
1100 – 1215	Plant Valve Management Overview
1215 – 1230	Break
1230 – 1420	Regulators Overview
1420 – 1430	Recap Using this Course Overview, the Instructor(s) will Brief Participants about the Topics that were Discussed Today and Advise Them of the Topics to be Discussed Tomorrow
1430	Lunch & End of Day Four

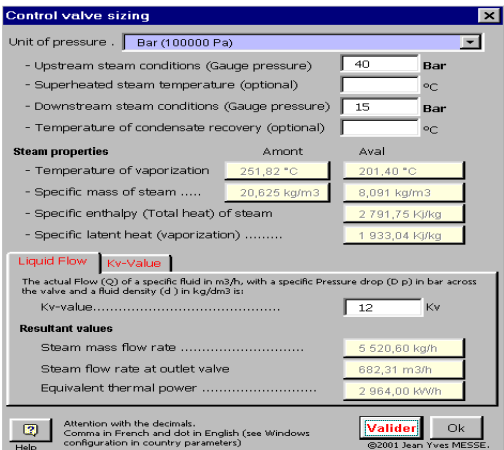


Day 5

0730 – 0930	Extended Valve Components, Hardide & Coatings Overview
0930 – 0945	Break
0945 – 1100	Composite Valves Overview
1100 – 1215	Corrosion, Galling & Water Testing Overview
1215 – 1230	Break
1230 – 1345	Valve Sizing & Selection Computer Program • Liquid & Gas Applications • Linear & Rotary Valves • Actuator Sizing
1345 – 1400	Course Conclusion Using this Course Overview, the Instructor(s) will Brief Participants about the Course Topics that were Covered During the Course
1400 – 1415	POST-TEST
1415 – 1430	Presentation of Course Certificates
1430	Lunch & End of Course

Simulator (Hands-on Practical Sessions)

Practical sessions will be organized during the course for delegates to practice the theory learnt. Delegates will be provided with an opportunity to carryout various exercises using our state-of-the-art simulators “Valve Sizing Simulator”, “Valve Simulator 3.0”, “Valvestar 7.2 Simulator” and “PRV2SIZE Simulator”.



Control valve sizing

Unit of pressure: Bar (100000 Pa)

Upstream steam conditions (Gauge pressure): 40 Bar

Superheated steam temperature (optional): °C

Downstream steam conditions (Gauge pressure): 15 Bar

Temperature of condensate recovery (optional): °C

Steam properties

Property	Amount	Aval
Temperature of vaporization	251,82 °C	201,40 °C
Specific mass of steam	20,825 kg/m ³	8,091 kg/m ³
Specific enthalpy (Total heat) of steam	2 791,75 kJ/kg	
Specific latent heat (vaporization)	1 933,04 kJ/kg	

Liquid Flow | Kv-Value

The actual Flow (Q) of a specific fluid in m³/h, with a specific Pressure drop (D p) in bar across the valve and a fluid density (d) in kg/dm³ is:

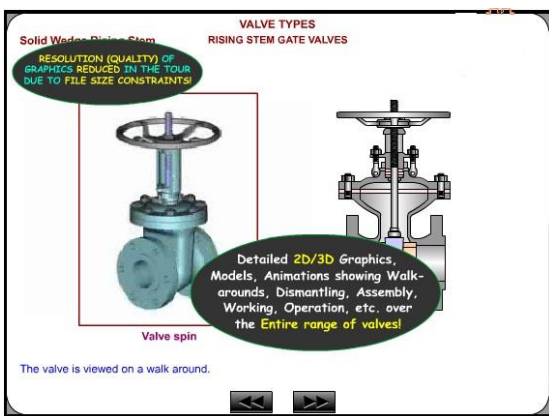
Kv-value: 12 Kv

Resultant values

Steam mass flow rate	5 520,60 kg/h
Steam flow rate at outlet valve	682,31 m ³ /h
Equivalent thermal power	2 964,00 kW/h

Attention with the decimals. Comma in French and dot in English (see Windows configuration in country parameters)

Buttons: Help, Valider, Ok



VALVE TYPES
RISING STEM GATE VALVES

Solid Woven Disc Stem

RESOLUTION (QUALITY) OF GRAPHICS REDUCED IN THE TOUR DUE TO FILE SIZE CONSTRAINTS!

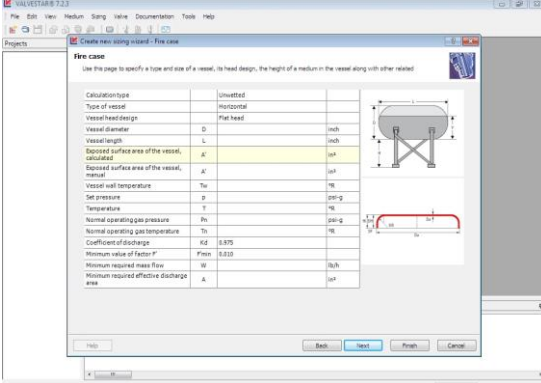
Detailed 2D/3D Graphics, Models, Animations showing Walk-arounds, Dismantling, Assembly, Working, Operation, etc. over the Entire range of valves!

Valve spin

The valve is viewed on a walk around.

Valve Sizing Simulator

Valve Simulator 3.0

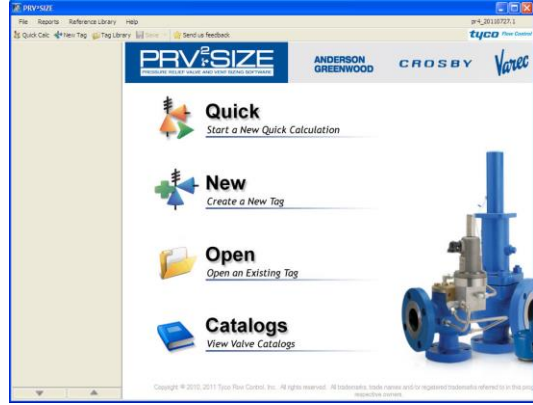


Valvestar 7.2 Simulator

Fire case

Use this page to specify a type and size of a vessel, its head design, the height of a medium in the vessel along with other related

Calculation type	Unsettled	
Type of vessel	horizontal	
Vessel head design	Flat head	
Vessel diameter	D	inch
Vessel length	L	inch
Exposed surface area of the vessel, cylindrical	A _c	sq ft
Exposed surface area of the vessel, conical	A _c	sq ft
Vessel wall temperature	T _w	°F
Set pressure	P	psig
Temperature	T	°F
Normal operating gas pressure	P _n	psig
Normal operating gas temperature	T _n	°F
Coefficient of discharge	K _d	0.875
Minimum value of Factor F	F _{min}	0.833
Minimum required mass flow	W	lb/h
Minimum required effective discharge area	A	sq ft



PRV²SIZE Simulator

PRV²SIZE

ANDERSON GREENWOOD | CROSBY | Valtec

Quick
Start a New Quick Calculation

New
Create a New Tag

Open
Open an Existing Tag

Catalogs
View Valve Catalogs

Valvestar 7.2 Simulator

PRV²SIZE Simulator

Course Coordinator

Mari Nakintu, Tel: +971 2 30 91 714, Email: mari1@haward.org