

## COURSE OVERVIEW HE0002 Professional PHA-HAZOP Leader (CPHL)

### Course Title

Professional PHA-HAZOP Leader (CPHL)

### Course Date/Venue

Please refer to page 3

### Course Reference

HE0002

### Course Duration/Credits

Five days/3.0 CEUs/30 PDHs

### Course Description



***This practical and highly-interactive course includes various practical sessions and exercises. Theory learnt will be applied using our state-of-the-art simulators.***

Old approaches to safe design in the process industry relied on the application of codes of practice and the design was usually based upon experience from specialists and operators in the industry. Such methods were able only to take into account problems and accidents that had already happened. With introduction of new technologies, unconventional design, complex plants and short operating experience, a proper PHA study is now a mandatory tool to identify potential hazards and operability problems.

PHA is a systematic multidisciplinary team study intended to identify and analyze the significance of potential process hazards and make initial recommendations for eliminating hazards, for reducing the consequences of potential accidents and for improving general facility safety.

PHA methods are used for new plants as well as for modifications to existing design. The methods have been developed primarily for the process industry and have been applied in great scale in the Oil and Gas sector. However, the PHA techniques are now applied with success for other industries such as offshore construction, power and water projects, space and military industries, and environment studies.



This course is designed to provide the participants with the knowledge and group leadership skills to lead teams in effective Process Hazards Analysis (PHA) studies. The course is based on OSHA 29CFR Part 1910 Process Safety Management (PSM) regulations and was developed using instruction techniques and audio-visual materials specifically designed for engineers and supervisors. There is a focus on developing a practical understanding of what it takes to plan and lead a successful study and on practicing new skills. Participants will be provided with comprehensive training and resource materials.

### Course Objectives

Upon successful completion of this course, each participant will be:-

- Get certified as a “*Certified HAZOP Leader*”
- Apply the methodology of the PHA review techniques in general and the HAZOP technique in particular based on the International Standard IEC 61882 and identify the role of the independent chairman and the HAZOP team
- Determine the minimum Engineering Documents and drawings required to complete a satisfactory HAZOP report and illustrate the structure and content of such Report
- Apply the HAZOP tool to process design of existing or new facilities including interface, start up and commissioning of a plant
- Assess the risk level/criticality associated with control loop/equipment failure and practice the major techniques for hazard identification
- List the responsibilities involved in the PHA leadership and the skills necessary for leading PHA studies
- Practice the various PHA techniques including What-If, HAZOP and FMEA using real life cases and use commercial software as useful tools in the facilitation of Process Hazards Analysis

### Exclusive Smart Training Kit - H-STK®



Participants of this course will receive the exclusive “Haward Smart Training Kit” (H-STK®). The H-STK® consists of a comprehensive set of technical content which includes **electronic version** of the course materials conveniently saved in a **Tablet PC**.

### Who Should Attend

This course provides an overview of all significant aspects and considerations of PHA for those who are involved in the management, engineering (design, process, chemical, facilities, instrumentation and control), operations and safety of process operations. Engineers, safety/environment personnel, plant operators, area managers, projects and maintenance personnel will benefit from the practical approach presented in this course.



**Course Date/Venue**

Session(s)	Date	Venue
1	May 11-15, 2025	Safir Meeting Room, Divan Istanbul, Turkey
2	July 20-24, 2025	Boardroom 1, Elite Byblos Hotel Al Barsha, Sheikh Zayed Road, Dubai, UAE
3	October 12-16, 2025	Olivine Meeting Room, Fairmont Nile City, Cairo, Egypt
4	December 14-18, 2025	Meeting Plus 9, City Centre Rotana, Doha Qatar
5	April 19-23, 2026	Safir Meeting Room, Divan Istanbul, Turkey
6	July 26-30, 2026	Meeting Plus 9, City Centre Rotana, Doha Qatar
7	October 04-08, 2026	Olivine Meeting Room, Fairmont Nile City, Cairo, Egypt
8	December 20-24, 2026	Boardroom 1, Elite Byblos Hotel Al Barsha, Sheikh Zayed Road, Dubai, UAE

**Training Methodology**

All our Courses are including **Hands-on Practical Sessions** using equipment, State-of-the-Art Simulators, Drawings, Case Studies, Videos and Exercises. The courses include the following training methodologies as a percentage of the total tuition hours: -

- 30% Lectures
- 20% Practical Workshops & Work Presentations
- 30% Hands-on Practical Exercises & Case Studies
- 20% Simulators (Hardware & Software) & Videos

In an unlikely event, the course instructor may modify the above training methodology before or during the course for technical reasons.

**Course Fee**

Dubai & Cairo	<b>US\$ 5,500</b> per Delegate + <b>VAT</b> . This rate includes H-STK® (Haward Smart Training Kit), buffet lunch, coffee/tea on arrival, morning & afternoon of each day.
Doha	<b>US\$ 6,000</b> per Delegate. This rate includes H-STK® (Haward Smart Training Kit), buffet lunch, coffee/tea on arrival, morning & afternoon of each day.
Istanbul	<b>US\$ 6,000</b> per Delegate + <b>VAT</b> . This rate includes H-STK® (Haward Smart Training Kit), buffet lunch, coffee/tea on arrival, morning & afternoon of each day.

**Accommodation**

Accommodation is not included in the course fees. However, any accommodation required can be arranged at the time of booking





**Course Certificate(s)**

(1) Internationally recognized Competency Certificates and Plastic Wallet Cards will be issued to participants who completed a minimum of 80% of the total tuition hours and successfully passed the exam at the end of the course. Successful candidate will get certified as a “Certified HAZOP Leader”. Certificates are valid for 5 years.

**Recertification is FOC for a Lifetime.**

**Sample of Certificates**

The following are samples of the certificates that will be awarded to course participants:-





- (2) Official Transcript of Records will be provided to the successful delegates with the equivalent number of ANSI/IACET accredited Continuing Education Units (CEUs) earned during the course

Page 7 of 7

**CEUs**

**Haward Technology Middle East**  
Continuing Professional Development (HTME-CPD)

**CEU Official Transcript of Records**

TOR Issuance Date: 09-Mar-17  
HTME No: PAR21932  
Participant Name: Abdulrahman Al Hamud

Program Ref.	Program Title	Program Date	No. of Contact Hours	CEUs
HE00285	Certified HAZOP Leader, Advanced Process Hazard Analysis (PHA) Methods & Leadership (HAZOP What-if, FMEA)	March 05-09, 2017	30	3.0

Total No. of CEUs Earned as of TOR Issuance Date: **3.0**

TRUE COPY  
*Mansour De Guzman*  
Academic Director

Haward Technology has been approved as an Accredited Provider by the International Association for Continuing Education and Training (IACET), 1962 2nd Avenue East, Suite 500, Midvale, UT 84049, USA, in addition to approval by the Ministry of Education, Higher Education Commission (MHEC), 11050, Islamabad, Pakistan. This approval is subject to the conditions of the IACET Accredited Provider Agreement. The CEU is an ANSI/IACET-recognized continuing education activity. For more information, visit [www.iacet.org](http://www.iacet.org).

Haward Technology is accredited by:

- ANSI
- BAC
- ilm
- IACET
- City & Guilds
- APTI

#3, Box 20070, Abu Dhabi, United Arab Emirates | Tel: +91 2 3961 714 | Fax: +91 2 3961 716 | Email: [info@haward.org](mailto:info@haward.org) | Website: [www.haward.org](http://www.haward.org)

- (3) Institute of Leadership & Management (ILM) Certificates will be issued to participants who have successfully completed the course and passed the exam at the end of the course.

**ilm**

Professional PHA-HAZOP Leader (CPHL)

is awarded to  
**Abdulrahman Al Otaibi**  
through  
**Haward Technology Middle East**

Issued 14 November 2021

1431257100066283027408762701662000271985  
330284952710

*D. Pully*  
David Pully  
Managing Director  
ILM

*Kristen Donnelly WBE*  
Kristen Donnelly WBE  
Director General and Chief Executive Officer  
The City and Guilds of London Institute

The City and Guilds of London Institute is the awarding body / awarding organization for this qualification. The Institute was founded in 1879 and granted Royal Charter in 1903. ILM is a City & Guilds Group Institute.


**ilm** ACCREDITED






**Certificate Accreditations**


Haward Technology is accredited by the following international accreditation organizations:-

- 
ILM (City & Guilds Group)

Haward Technology is a **Recognized Provider** by ILM under the **City & Guilds Group Business**. The ILM stands for excellence in leadership and management qualifications design, development and delivery under the City & Guilds of London Institute as the award-giving body for these qualifications. ILM recognizes and approves training providers and academic institutions that deliver quality-assured training and accredited qualifications. As a Recognized Provider of ILM, Haward Technology meets the quality assurance criteria of the ILM to deliver application-based leadership and management programs that meet international standards and professional benchmarks.

- 
British Accreditation Council (BAC)

Haward Technology is accredited by the **British Accreditation Council** for **Independent Further and Higher Education** as an **International Centre**. BAC is the British accrediting body responsible for setting standards within independent further and higher education sector in the UK and overseas. As a BAC-accredited international centre, Haward Technology meets all of the international higher education criteria and standards set by BAC.

- 
The International Accreditors for Continuing Education and Training (IACET - USA)

Haward Technology is an Authorized Training Provider by the International Accreditors for Continuing Education and Training (IACET), 2201 Cooperative Way, Suite 600, Herndon, VA 20171, USA. In obtaining this authority, Haward Technology has demonstrated that it complies with the **ANSI/IACET 2018-1 Standard** which is widely recognized as the standard of good practice internationally. As a result of our Authorized Provider membership status, Haward Technology is authorized to offer IACET CEUs for its programs that qualify under the **ANSI/IACET 2018-1 Standard**.

Haward Technology’s courses meet the professional certification and continuing education requirements for participants seeking **Continuing Education Units (CEUs)** in accordance with the rules & regulations of the International Accreditors for Continuing Education & Training (IACET). IACET is an international authority that evaluates programs according to strict, research-based criteria and guidelines. The CEU is an internationally accepted uniform unit of measurement in qualified courses of continuing education.

Haward Technology Middle East will award **3.0 CEUs** (Continuing Education Units) or **30 PDHs** (Professional Development Hours) for participants who completed the total tuition hours of this program. One CEU is equivalent to ten Professional Development Hours (PDHs) or ten contact hours of the participation in and completion of Haward Technology programs. A permanent record of a participant’s involvement and awarding of CEU will be maintained by Haward Technology. Haward Technology will provide a copy of the participant’s CEU and PDH Transcript of Records upon request.





### Course Instructor(s)

This course will be conducted by the following instructor(s). However, we have the right to change the course instructor(s) prior to the course date and inform participants accordingly:



**Mr. Peter Christian** is an **International Expert** in **Safety, Health, Environmental and Quality** with over **30 years** of practical and industrial experience in **NEBOSH International General Certificate in Occupational Health & Safety, Lifting & Rigging Equipment HAZOP, HAZWOPER, HAZMAT, HAZCOM, PHA (Process Hazard Analysis), FMEA, HAZID, ISO 14001, OHSAS 18001, ISO 9001, Process Safety Management (PSM), Safety, Health, Environmental & Quality Management (SHEQ), Behavioral Safety Management, Industrial Hygiene, Human Factors**

**Engineering, Risk Assessment, Fire Fighting, Rope Rescue Operations, Emergency Response** within process industries. He is currently the **President of NKWE** and spearheads the companies major projects and business ventures, where he specializes in the areas of **SHEQ solutions, ISO, Quality Control and OSHA systems**. Previously, he has had much on-hand experience in the initiation and management of projects (technical as well organizational development) including involvement in **design of process plants; the commissioning & decommissioning** of process plants; the **operational and financial responsibility** for large process operations; **risk management; operational and maintenance management, crisis and emergency management, accident investigation, risk assessment, hazard identification and emergency preparedness & response** (oil spillage and gas explosions).

Much earlier in his career, Mr. Christian was a **HAZOP Team Leader** for numerous **HAZOP** studies and he has further managed the **Health, Safety & Environmental and Quality** requirements of a large process company. This included responsibilities as an auditor for compliance against **SHEQ standards, ISO standards** and the **Fatal Risk Control Protocols**. He then facilitated the development and implementation of the above standards as a group and at site level as part of the SHEQ council. Moreover, he established, trained and led a Rope rescue team and a high level emergency care clinic and ambulance service for many years. He still abseils recreationally and leads adventure groups during abseiling activities and serves as a rescue team member for mountain and water emergencies.

During his career life, Mr. Christian has gained his practical and field experience through his various significant positions as the **Plant Manager, Project Metallurgist, Metallurgist, HSE Team Leader, SHEC Superintendent, Mentor, Instructor/Trainer, Acting Technical Manager, Process Plant Superintendent, Acting Project Leader, Acting Plant Superintendent, Appointed Health & Safety & Environmental Superintendent, Production Technician, Acting Senior Shiftsman, Foreman and Learner – Official Extraction Metallurgy** from various companies such as the NKWE Consulting, SAMANCOR, Middleburg Mine Services (Pty) Ltd., Koomfontein Mines, Emelo Mine Services, Gencor Group and South African Defence Force.

Mr. Christian has a **Postgraduate Studies in Advanced Executive Programme** and a **National Higher Diploma (NHD) & a National Diploma in Extraction Metallurgy**. He is also a **Certified/Registered Tutor** in **NEBOSH International General Certificate, Certified Auditor** in **OHSAS 18001, ISO 14001 & ISO 9001**, a **Certified Instructor/Trainer**, a **Certified Internal Verifier/Assessor/Trainer** by the **Institute of Leadership & Management (ILM)**, a **Six Sigma Black Belt Coach** and holds a Certificate in Facilitate Learning Using a Variety of Given Methodologies **NQF Level 5 (EDTP-SETA)** as a **Certified Facilitator**. He has further delivered innumerable courses, trainings, workshops and conferences globally.



**Course Program**

The following program is planned for this course. However, the course instructor(s) may modify this program before or during the course for technical reasons with no prior notice to participants. Nevertheless, the course objectives will always be met:

**Day 1**

0730 – 0800	Registration & Coffee
0800 – 0815	Welcome & Introduction
0815 – 0830	<b>PRE-TEST</b>
0830 – 0930	<b>PHA-HAZOP Leadership &amp; Management Facilitation &amp; Competency</b>
0930 – 0945	Break
0945 – 1100	<b>Secrets of Successful HAZOP Facilitating &amp; Scribing</b> Be Prepared • Anticipate Issues • Manage Expectations • Consider Pre-Populating • Stay Focused • Look Ahead • Clarify and Confirm • Adapt to Different Styles • Conclusion
1100 – 1230	<b>Building Competency in Internal PHA/HAZOP Leaders</b> Developing and Maintaining Organization • Developing, Measuring and Maintaining Individual Competency • Content and Goal of Each Training Module and Follow-on Coaching
1230 – 1245	Break
1245 – 1420	<b>Building Competency in Internal PHA/HAZOP Leaders (cont'd)</b> Case Studies – Examples of Results Achieved on Building PHA/HAZOP Competency • Acronyms Used • Minimum PHA Leadership Competency Requirements within PII
1420 – 1430	<b>Recap</b>
1430	Lunch & End of Day One

**Day 2**

0730 – 0930	<b>PHA-HAZOP Leadership &amp; Management, Leadership Principles &amp; Management</b> HAZOP Leadership Principles
0930 – 0945	Break
0945 – 1100	<b>PHA-HAZOP Leadership &amp; Management, Leadership Principles &amp; Management (cont'd)</b> HAZOP Management
1100 – 1230	<b>PHA-HAZOP Study Preparations</b> What is Hazard • What is Risk? • Likelihood of Occurrence (Qualitative & Quantitative) • Severity Definitions (Qualitative) • Process Hazard Analysis • Hazard Reduction Techniques • Risk Assessment Options
1230 – 1245	Break
1245 – 1315	<b>PHA-HAZOP Study Preparations (cont'd)</b> 8 Steps for Risk Management • Layers of Protection • Triggers for Early Management Risk Review • Information Required for Early Reviews • Prepare for the Review • More Detailed List of Desired Information • Detailed List
1315 – 1420	<b>Fundamentals of Risk Assessment</b> Hazard Classification & Control • PSM Summary • Risk Management • What Do we mean by "Risk"? • As Low as Reasonably Practicable (ALARP) • Risk Concepts • Risk Significance • 100% Safe?
1420 – 1430	<b>Recap</b>
1430	Lunch & End of Day Two







**Day 3**

0730 – 0930	<b>Risk Assessment Process</b> Risk Assessment • When/Why do Risk Assessment? • The Basic Steps of a PRA • The Basic Steps of a QRA • Frequency Analysis • The Fault Tree, The Event, and the Event Tree • Fault Tree Analysis • Sample Event Tree • Sources of Data
0930 – 0945	Break
0945 – 1045	<b>Risk Significance (Measure)</b> Relative vs. Absolute • The Basic Steps of A QRA • Risk Measure • Fatal Accident Rate • Common FAR Figures (UK) • Safety Layer of Protection Analysis • Risk Acceptability Template • Safety Integrity Level • Risk Analysis • Risk Assessment • Fault and Event Trees • Examples of Risk Measures • A Multimedia, Multiple Pathway Exposure Model • HIRA Procedure • Risk Management Without or With Numbers • Risk Management Without Numbers • As Low as Reasonably Practicable • Meaning of ALARP • Definition of ALARP • Levels of Risk and ALARP • Risk Matrix • Risk Significance • Risk Calculator-Easy Program • Risk Acceptance Graph • Hazard Effects Management Process (HEMP) • Bow Tie • The Swiss Cheese Model of Accident Causation (Reason) • Safety Management Based on the Reason Model • Safety Management Cycle • The Basic Steps of a QRA • Acceptability of Risk • Risk Mitigation
1045 – 1115	<b>HAZID (Hazard Identification)</b> Introduction-HAZID (Hazard Identification) • The Basic Steps of a PHA • The Basic Steps of a QRA
1115 - 1230	<b>Consequence Analysis</b> The Basic Steps of QRA • Consequence Analysis Process • Consequence Analysis Involves Estimating • Computer Models • The Basic Steps of a PHA • HAZID Requirements • HAZID Approach • Consultation
1230 – 1245	Break
1245 – 1420	<b>Conducting the HAZID</b> HAZID Team Selection • HAZID Study Team • HAZID Team Planning • Conducting the HAZID – Consider the Past, Present and Future • Conducting the HAZID – HAZID Process • HAZID Techniques • Checklists
1420 – 1430	<b>Recap</b>
1430	Lunch & End of Day Three

**Day 4**

0730 – 0800	<b>Conducting the HAZID (cont'd)</b> Brainstorm • What if • HAZOP • Task Analysis • Fault Tree Analysis • Review and Revision • Sources of Additional Information
0800 – 0945	<b>The PHA-HAZOP Study Team</b> The PHA Team • Selection of the Team • Guidance for PHA Leaders
0945 – 1000	Break
1000 – 1100	<b>The HAZOP Study</b> Origins and Guidance of HAZOP • Purpose of HAZOP • HAZOP Methodology • Most Important Source for study: P & ID Diagram • Example of Line by Line Study • Objectives of HAZOP Studies • Four Basic Steps for HAZOP Studies • A HAZOP Study has 5 Steps • HAZOP Study Procedures • Principle of the HAZOP Examination Phase • Basic Guidewords • Derived Guide Word for Deviations • Examination Phase of HAZOP Study • Choosing the Parts/Nodes for Study • Choosing the “Parts” for Study





1100 – 1230	<b>The HAZOP Study (cont'd)</b> Concept of Change Paths • Change Path Concepts • Choosing the Parts/Nodes: Guidelines • Deviations Applied to the Change Path • Change Path Example for Assembly Task • Parts and Elements • Examples of Elements in a Part • Getting Started: Choosing the Parts and the Elements • Creating Deviations • Line by Line Study • Creating Deviations: Guideword/Element Matrix Example • Elements First Examination Procedure • Guideword First Examination Procedure • HAZOP Procedure
1230 – 1245	Break
1245 – 1300	<b>Video: HAZOP</b>
1300 – 1330	<b>Developing of Specific Guidewords &amp; Deviations</b> Process Description • Logical Steps in the Processing of Each Deviations
1330 – 1420	<b>Identify Causes, Consequences &amp; Actions for Deviations</b> Process Description • Examples of Deviation Test • Complete the Following HAZOP Worksheet • Examples of Element First Examination Method • Worksheet Formats • Causes of Deviations • Evaluating EUC Risks • Example of a Safeguard in Place: Boiler Drum Level • Example of a Safeguard in Place: Definitions • Worksheet Example for Drum Level Hazard • Recommendation/Actions • Documenting the HAZOP • Conclusions • Points to Note for the Examination Work • What is HAZOP? • When to Perform a HAZOP? • HAZOP Background • Standards and Guidelines • Types of HAZOP
1420 – 1430	<b>Recap</b>
1430	Lunch & End of Day Four

**Day 5**

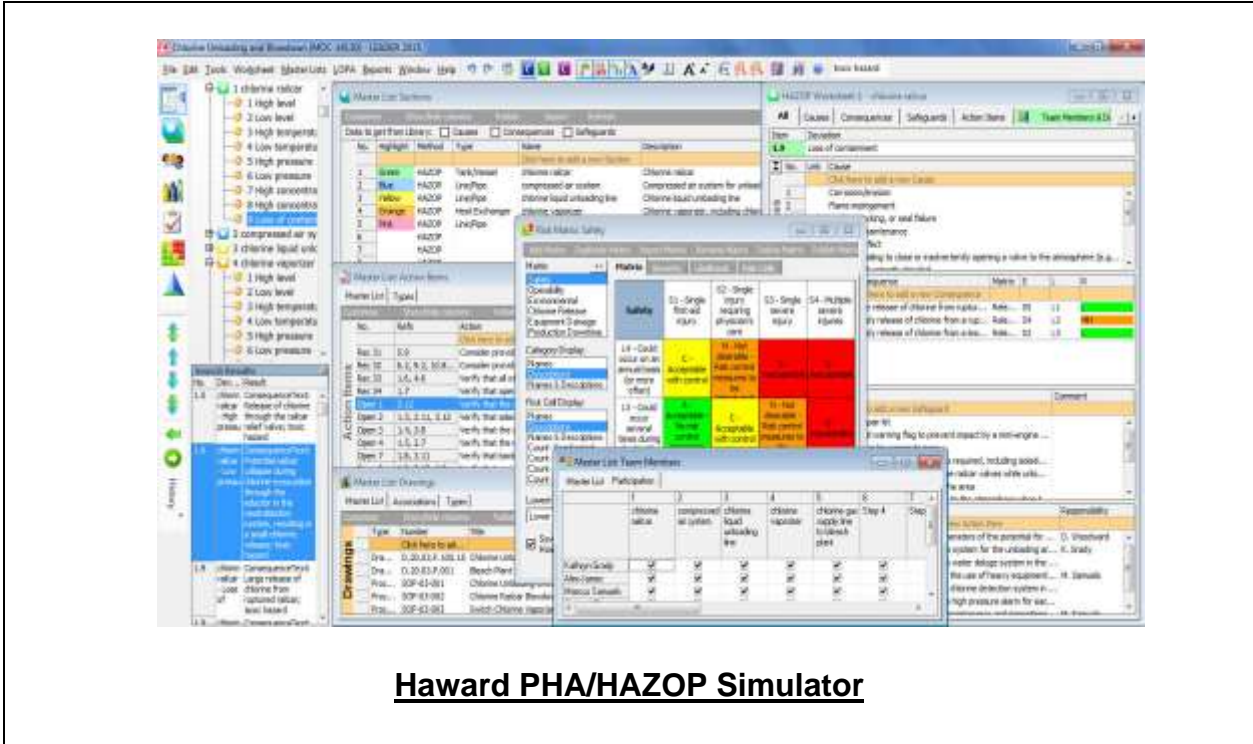
0730 – 0800	<b>HAZOP Team &amp; Meetings</b> Team Members and Responsibilities • Team Members • How to Be a Good HAZOP Participant • HAZOP Meeting • HAZOP Recording
0800 – 0930	<b>Process HAZOP</b> Prerequisites • HAZOP Procedure • Modes of Operation • Process HAZOP Worksheet • Worksheet Entries
0930 – 0945	Break
0945 – 1100	<b>Process Parameters</b> Examples of Process Parameters • Guidewords • Additional Guidewords • Guideword + Parameter
1100 – 1200	<b>Procedure HAZOP</b> What is a Procedure HAZOP? • Procedure • Guidewords • Alternative Guidewords
1200 – 1230	<b>Reporting &amp; Review</b> Report Contents • Review Meetings
1230 – 1245	Break
1245 – 1300	<b>Conclusions</b> HAZOP Results • Advantages • Success Factors • Pitfalls and Objections
1300 – 1315	<b>Course Conclusion</b>
1315 – 1415	<b>COMPETENCY EXAM</b>
1415 – 1430	Presentation of Course Certificates
1430	Lunch & End of Course





**Simulator (Hands-on Practical Sessions)**

Practical sessions will be organized during the course for delegates to practice the theory learnt. Delegates will be provided with an opportunity to carryout various exercises using our state-of-the-art Haward “PHA/HAZOP” Simulator.



**Haward PHA/HAZOP Simulator**

**Course Coordinator**

Mari Nakintu, Tel: +971 2 30 91 714, Email: [mari1@haward.org](mailto:mari1@haward.org)

