

COURSE OVERVIEW IE0350

Safety Integrity Level (SIL) Determination & Verification

Course Title

Safety Integrity Level (SIL) Determination and Verification

Course Date/Venue

September 28-October 02, 2025/TBA Meeting Room,
Hilton Kuwait Resort, Mangaf, Kuwait City, Kuwait

Course Reference

IE0350

Course Duration/Credits

Five days/3.0 CEUs/30 PDHs



Course Description



This practical and highly-interactive course includes various practical sessions and exercises. Theory learnt will be applied using our state-of-the-art simulators.



The ANSI SP 84 (formerly ISA 84.01) “Application of Safety Instrumented Systems for the Process Industries” standard requires that companies assign a target safety integrity level (SIL) for all safety instrumented systems (SIS) applications. The assignment of the target SIL is a decision requiring the extension of the process hazards analysis (PHA). The assignment is based on the amount of risk reduction that is necessary to mitigate the risk associated with the process to an acceptable level. All of the SIS design, operation, and maintenance choices must then be verified against the target SIL.



This course covers the systematic method for selecting safety integrity levels (SILs) for safety instrumented systems (SIS). Although numerous methods have been proposed and adopted by industry, layer of protection analysis (LOPA) is rapidly becoming the most frequently used method. Its popularity stems from its ease of use and the accuracy of the results it provides. LOPA accounts for most existing layers of protection, more than any other method. With this proper accounting, the SIS is neither overdesigned nor overpriced. The LOPA method ensures that users achieve the maximum return on their risk reduction investments.

The result of using poor methods to select SILs is typically either an overdesigned or an under designed safety instrumented system. The risk analysis that forms the basis for SIL selection, however, can be greatly improved. This will provide the user with more accurate results so formerly inflated requirements can be relaxed, which will in turn lower not only the initial installation costs, but the cost of ongoing maintenance.

Much of the material in this course is based on the application of the safety life cycle as it is described in the international standards ANSI SP 84 (formerly ISA 84.01) “Application of Safety Instrumented Systems for the Process Industries” and EN/IEC 61508/61511. This course expands upon the framework developed in these standards. In addition to describing the tasks that users should perform during the safety life cycle, this course also provides detailed procedures for accomplishing these tasks. These procedures are based on risk analysis and reliability engineering principles from a variety of disciplines.

Course Objectives

Upon the successful completion of this course, each participant will be able to:-

- Apply and gain a good working knowledge on the standards related to safety integrity level (SIL) which includes IEC 61508, IEC 61511 and ISA S84
- Discuss the safety life cycle including its phases and the safety requirement specification for safety integrity level (SIL)
- Integrate risk reduction and risk management and identify the proper hazard analysis for HAZOP study, fault tree analysis, event tree analysis and failure mode and effects analysis (FMEA)
- Select sensors and final elements, determine the probable causes of failure and list the general requirements for fail safe operations
- Illustrate a detailed explanation on safety instrumented systems including its safety architecture and major systems and explain how SIF fits with SIS and SIL
- Employ the SIL application for safety instrumented level, compare low demand mode and continuous mode and determine the probability of failure on demand
- Develop a proper SIL determination by using the ALARP, semi quantitative, safety layer matrix, risk graph and LOPA methods
- Carryout a detailed SIL verification and validation, provide a SIS documentation schedule and risk reduction diagrams and demonstrate proof testing
- Explain the certified software models for safety software, development life cycle and asset management software
- Illustrate the operation, planning and maintenance of SIS and recognize the need for smart Safety Instrumented Systems, intelligent field devices, digital communications and smart logic solvers
- Cite practical examples of risk graph, risk matrix and multiple layers of protection

Exclusive Smart Training Kit - H-STK®



*Participants of this course will receive the exclusive “Haward Smart Training Kit” (H-STK®). The H-STK® consists of a comprehensive set of technical content which includes **electronic version** of the course materials conveniently saved in a **Tablet PC**.*

Who Should Attend


This course provides an overview of all significant aspects and considerations of safety integrity level (SIL) determination and verification for senior process control engineers, senior control systems engineers, process control engineers, process engineers, control systems engineers, reliability and integrity engineers as well as safety engineers, professionals and regulators.

Course Certificate(s)

Internationally recognized certificates will be issued to all participants of the course who completed a minimum of 80% of the total tuition hours.

Certificate Accreditations


Certificates are accredited by the following international accreditation organizations: -

- 
The International Accreditors for Continuing Education and Training (IACET - USA)

Haward Technology is an Authorized Training Provider by the International Accreditors for Continuing Education and Training (IACET), 2201 Cooperative Way, Suite 600, Herndon, VA 20171, USA. In obtaining this authority, Haward Technology has demonstrated that it complies with the **ANSI/IACET 2018-1 Standard** which is widely recognized as the standard of good practice internationally. As a result of our Authorized Provider membership status, Haward Technology is authorized to offer IACET CEUs for its programs that qualify under the **ANSI/IACET 2018-1 Standard**.

Haward Technology's courses meet the professional certification and continuing education requirements for participants seeking **Continuing Education Units (CEUs)** in accordance with the rules & regulations of the International Accreditors for Continuing Education & Training (IACET). IACET is an international authority that evaluates programs according to strict, research-based criteria and guidelines. The CEU is an internationally accepted uniform unit of measurement in qualified courses of continuing education.

Haward Technology Middle East will award **3.0 CEUs** (Continuing Education Units) or **30 PDHs** (Professional Development Hours) for participants who completed the total tuition hours of this program. One CEU is equivalent to ten Professional Development Hours (PDHs) or ten contact hours of the participation in and completion of Haward Technology programs. A permanent record of a participant's involvement and awarding of CEU will be maintained by Haward Technology. Haward Technology will provide a copy of the participant's CEU and PDH Transcript of Records upon request.

- 
British Accreditation Council (BAC)

Haward Technology is accredited by the **British Accreditation Council for Independent Further and Higher Education** as an **International Centre**. BAC is the British accrediting body responsible for setting standards within independent further and higher education sector in the UK and overseas. As a BAC-accredited international centre, Haward Technology meets all of the international higher education criteria and standards set by BAC.

Course Instructor(s)

This course will be conducted by the following instructor(s). However, we have the right to change the course instructor(s) prior to the course date and inform participants accordingly:



Mr. Sydney Thoresson, PE, BSc, is a Senior Electrical & Instrumentation Engineer with over 40 years of extensive experience within the Petrochemical, Utilities, Oil, Gas and Power industries. His specialization highly evolves in Process Control Instrumentation, Process Instrumentation & Control, Process Control, Instrumentation, Troubleshooting & Problem Solving, Instrumentation Engineering, Process Control (PCI) & Safeguarding, Instrument Calibration & Maintenance, Instrumented Safety Systems, High Integrity

Protection Systems (HIPS), Process Controller, Control Loop & Valve Tuning, Compressor Control & Protection, Control Systems, Programmable Logic Controllers (PLC), SCADA System, PLC & SCADA - Automation & Process Control, PLC & SCADA Systems Application, Technical DCS/SCADA, PLC-SIMATIC S7 300/400: Configuration, Programming and Troubleshooting, PLC, Telemetry and SCADA Technologies, Cyber Security of Industrial Control System (PLC, DCS, SCADA & IED), Basics of Instrumentation Control System, DCS, Distributed Control System - Operations & Techniques, Distributed Control System (DCS) Principles, Applications, Selection & Troubleshooting, Distributed Control Systems (DCS) especially in Honeywell DCS, H&B DCS, Modicon, Siemens, Telemecanique, Wonderware and Adroit, Safety Instrumented Systems (SIS), Safety Integrity Level (SIL), Emergency Shutdown (ESD), Emergency Shutdown System, Variable Frequency Drive (VFD), Process Control & Safeguarding, Field Instrumentation, Instrumented Protective Devices Maintenance & Testing, Instrumented Protective Function (IPF), Refining & Rotating Equipment, Equipment Operations, Short Circuit Calculation, Voltage Drop Calculation, Lighting Calculation, Hazardous Area Classification, Intrinsic Safety, Liquid & Gas Flowmetering, Custody Measurement, Ultrasonic Flowmetering, Loss Control, Gas Measurement, Flowmetering & Custody Measurement, Multiphase Flowmetering, Measurement and Control, Mass Measuring System Batching (Philips), Arc Furnace Automation-Ferro Alloys, Walking Beam Furnace, Blast Furnace, Billet Casting Station, Cement Kiln Automation, Factory Automation and Quality Assurance Accreditation (ISO 9000 and Standard BS 5750). Further, he is also well-versed in Electrical Safety, Electrical Hazards Assessment, Electrical Equipment, Personal Protective Equipment, Log-Out & Tag-Out (LOTO), ALARP & LOPA Methods, Confined Workspaces, Power Quality, Power Network, Power Distribution, Distribution Systems, Power Systems Control, Power Systems Security, Power Electronics, Electrical Substations, UPS & Battery System, Earthing & Grounding, Power Generation, Protective Systems, Electrical Generators, Power & Distribution Transformers, Electrical Motors, Switchgears, Transformers, AC & DC Drives, Variable Speed Drives & Generators and Generator Protection. He is currently the Projects Manager wherein he manages projects in the field of electrical and automation engineering and in-charge of various process hazard analysis, fault task analysis, FMEA and HAZOP study.

During Mr. Thoresson's career life, he has gained his thorough and practical experience through various challenging positions and dedication as the **Contracts & Projects Manager, Managing Director, Technical Director, Divisional Manager, Plant Automation Engineer, Senior Consulting Engineer, Senior Systems Engineer, Consulting Engineer, Service Engineer and Section Leader** from several international companies such as **Philips, FEDMIS, AEG, DAVY International, BOSCH, Billiton and Endress/Hauser.**

Mr. Thoresson is a **Registered Professional Engineering Technologist** and has a **Bachelor's degree in Electrical & Electronics Engineering** and a **National Diploma in Radio Engineering**. Further, he is a **Certified Instructor/Trainer, a Certified Internal Verifier/Assessor/Trainer** by the **Institute of Leadership & Management (ILM)** and an active member of the **International Society of Automation (ISA)** and the **Society for Automation, Instrumentation, Measurement and Control (SAIMC)**. He has further delivered numerous trainings, courses, seminars, conferences and workshops worldwide.

Course Fee

US\$ 5,500 per Delegate. This rate includes H-STK® (Haward Smart Training Kit), buffet lunch, coffee/tea on arrival, morning & afternoon of each day.

Training Methodology

All our Courses are including **Hands-on Practical Sessions** using equipment, State-of-the-Art Simulators, Drawings, Case Studies, Videos and Exercises. The courses include the following training methodologies as a percentage of the total tuition hours:-

- 30% Lectures
- 20% Practical Workshops & Work Presentations
- 30% Hands-on Practical Exercises & Case Studies
- 20% Simulators (Hardware & Software) & Videos

In an unlikely event, the course instructor may modify the above training methodology before or during the course for technical reasons.

Accommodation

Accommodation is not included in the course fees. However, any accommodation required can be arranged at the time of booking.

Course Program

The following program is planned for this course. However, the course instructor(s) may modify this program before or during the course for technical reasons with no prior notice to participants. Nevertheless, the course objectives will always be met:

Day 1: Sunday, 28th of September 2025

0730 – 0800	<i>Registration & Coffee</i>
0800 – 0815	<i>Welcome & Introduction</i>
0815 – 0830	PRE-TEST
0830 – 0845	Review of Course <i>Objectives of Course • Timetables</i>
0845 – 0930	Preface <i>Case Studies • Bhopal Gas Tragedy • Piper Alpha Disaster • Chernobyl Catastrophe • Flixborough Gas Explosion</i>
0930 – 0945	<i>Break</i>
0945 – 1100	Introduction to Safety Systems <i>Introduction • Overview • Ensuring Safety • Layers of Safety • Factors Affecting Safety • Anatomy of a Disaster • Disaster Prevention</i>
1100 – 1245	Standards <i>Introduction • IEC 61508 • IEC 61511 • ISA S84 • Summary</i>
1245 – 1300	<i>Break</i>
1300 – 1420	Safety Life Cycle <i>Introduction • Overview • Phases of the Safety Life Cycle • Safety Requirement Specification</i>
1420 – 1430	Recap
1430	<i>Lunch & End of Day One</i>

Day 2: Monday, 29th of September 2025

0730 – 0930	Risk Reduction Introduction • Risk Management • Assessing Risk • Tolerable Risk
0930 – 0945	Break
0945 – 1100	Process Hazard Analysis Introduction • HAZOP Study • Fault Tree Analysis • Event Tree Analysis Failure Mode and Effects Analysis (FMEA)
1100 – 1230	Video Presentation HAZOP
1230 – 1245	Break
1245 – 1330	Selecting Sensors & Final Elements Introduction • Non-Essential Components • Certified or Proven • Probable Causes of Failure • Smart Field Instruments • Digital Valve Controller • General Requirements for Fail Safe Operations
1330 – 1420	Case Study TOSCO AVON REFINERY INCIDENT Official Slide Presentation • U.S. Chemical Safety Board Investigation
1420 – 1430	Recap
1430	Lunch & End of Day Two

Day 3: Tuesday, 30th of September 2025

0730 – 0930	Safety Instrumented Systems Introduction • Safety PLC • System Architecture • Major Systems
0930 – 0945	Break
0945 – 1100	Safety Instrumented Functions Definition • Example of a Safety Function • What a SIF is • What a SIF is Not • How SIF Fits with SIS and SIL • Summary
1100 – 1230	Safety Instrumented Level Introduction • General • SIL Application • Low Demand Mode vs Continuous Mode • Probability of Failure on Demand
1230 – 1245	Break
1245 – 1420	SIL Determination Summary • Introduction • Safety Integrity Level Concepts • ALARP Method • Semi Quantitative Methods • Safety Layer Matrix Method • Risk Graph Method • LOPA Method
1420 – 1430	Recap
1430	Lunch & End of Day Three

Day 4: Wednesday, 01st of October 2025

0730 – 0930	SIL Verification & Validation Introduction • Verification • Validation • A Structured Approach • System Decomposition
0930 – 0945	Break
0945 – 1100	SIS Documentation Introduction • Documentation Schedule • Documentation Format Examples • Risk Reduction Diagrams • Safety Requirements Specification • Software Safety Requirements • Verification, Validation & Functional Safety Assessment
1100 – 1230	Proof Testing Introduction • Proof Testing • Diagnostics • Partial Valve Stroking

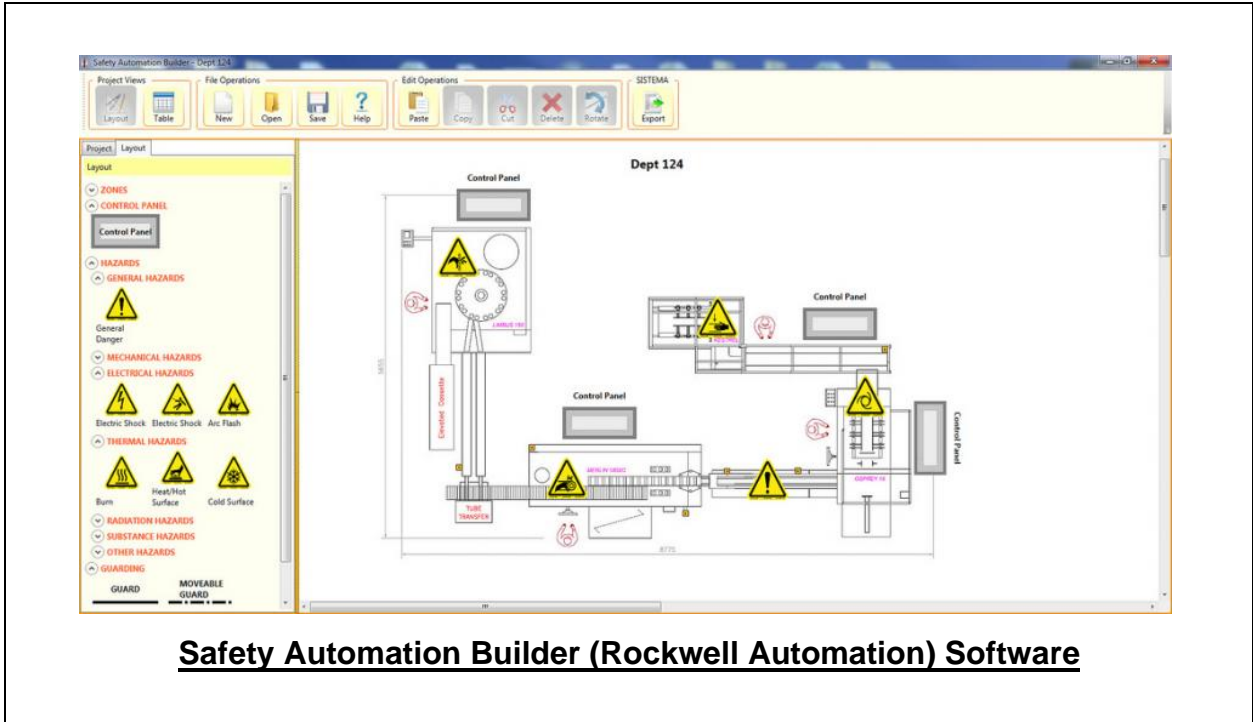
1230 – 1245	<i>Break</i>
1245 – 1315	Safety Software <i>Introduction • Development Life Cycle • Certified Software Models • Asset Management Software • Summary</i>
1315 – 1420	Operation & Maintenance <i>Overview • Planning • Procedures • Operations • Maintenance • Predictive Maintenance • Summary</i>
1420 – 1430	Recap
1430	<i>Lunch & End of Day Four</i>

Day 5: Thursday, 02nd of October 2025

0730 – 0900	Smart Safety Instrumented Systems <i>Overview • Why it Matters • What is a Smart SIS? • Intelligent Field Devices • Digital Communications • Smart Logic Solvers • Complete Loop Solution • Smart SIS Implementation</i>
0900 - 0930	Video Presentation <i>HART Digital Communications</i>
0930 – 0945	<i>Break</i>
0945 – 1145	Practical Examples <i>Determination of SIL by Risk Graph Method • Determination of SIL by Risk Matrix Method • Multiple Layers of Protection</i>
1130 – 1230	Addendums <i>Frequently Asked Questions • Other Subjects</i>
1230 – 1245	Break
1245 – 1345	Video Presentation <i>Explosion at BP Texas City Refinery</i>
1345 – 1400	Course Conclusion <i>Using this Course Overview, the Instructor(s) will Brief Participants about the Course Topics that were Covered During the Course</i>
1400 – 1415	POST-TEST
1415 - 1430	Presentation of Course Certificates
1430	<i>Lunch & End of Course</i>

Simulator (Hands-on Practical Sessions)

Practical sessions will be organized during the course for delegates to practice the theory learnt. Delegates will be provided with an opportunity to carryout various exercises using the “Safety Automation Builder Software (Rockwell Automation)” software.



Safety Automation Builder (Rockwell Automation) Software

Course Coordinator

Jaryl Castillo, Tel: +974 4423 1327, Email: jaryl@haward.org