



COURSE OVERVIEW FE0700
API 570: Piping Inspector
(API Exam Preparation Training)

Course Title

API 570: Piping Inspector (API Exam Preparation Training)

Course Date/Venue

June 15-19, 2025/Tamra Meeting Room, Al Bandar Rotana Creek, Dubai UAE

Exam Window & Venue:

October 10-31, 2025/Abu Dhabi, Dubai, Al-Khobar, Jeddah, Kuwa it, Amman, Beirut, Cairo, Manama and Muscat. Participant has the option to attend at any of the above cities

Exam Registration Closing Date:

August 01, 2025

Course Reference

FE0700



Course Duration/Credits

Five days (40 hours)/4.0 CEUs/40 PDHs



Course Description



This practical and highly-interactive course includes practical sessions and exercises where participants carryout welding inspection. Theory learnt in the class will be applied using our state-of-the-art simulators.



The piping system is one of the major assets of any process facility. Maintaining the integrity of the piping system is very critical for the safety and efficiency of the facility. Piping inspection is the first line of defense for maintaining the facility integrity and minimizing the maintenance cost.



API 570 Piping Inspection Code covers inspection, rating, repair, and alteration procedures for piping systems and their associated pressure relieving devices that have been placed in service. This inspection Code applies to all hydrocarbon and chemical process piping systems. The code specifies the in-service inspection and condition-monitoring program as well as repair guidance that is needed to determine and maintain the on-going integrity of piping systems.



This course is designed to provide delegates with a comprehensive overview of the latest API 570 certification program. It will prepare the inspectors to pass the API 570 examination in order for them to be certified as API 570 Inspectors. Course participants will receive in-depth instruction on the applicable codes and standards (API and ASME). They will discuss case studies, and solve homework & quizzes and gain the required knowledge for this high-level certification.

The next API 570 exam and have enough knowledge and skills to pass such exam in order to get the API 570 certification; the inspection, repair, alteration and rerating of in-service piping systems; the API 570 body of knowledge, scope, references, definitions, owner and user inspection organization; the inspection and testing practices, frequency and extent of inspection, inspection data evaluation, analysis and recording, repairs, alteration and rerating of piping systems as well as inspection of buried piping.

The scope, piping components, reasons for inspection, inspecting for deterioration in piping, frequency and time of inspection, and employ safety precautions and preparatory work as well as inspection tools, inspection procedures, determination of retirement thickness and records; the various design conditions and criteria, pressure design of piping components, fluid service requirements for piping components, fluid service requirements for piping joints, piping flexibility, materials, fabrication, assembly and erection, inspection, examination and testing as well as demonstrate nondestructive test methods; the welding discontinuities and discuss ASME section IX WPS and PQR.

Quizzes are given at the end of each section; homework is handed out at the end of each class day, which consists of 30 questions per day and is reviewed at the beginning of the following day, and a "practice" exam is administered at the end of the course.

Howard Technology is proud of its **90% pass rate** on all our API sponsored courses.

Course Objectives

Upon the successful completion of this course, each participant will be able to:-

- Prepare for the next API 570 exam and have enough knowledge and skills to pass such exam in order to get the API 570 certification
- Perform the inspection, repair, alteration and rerating of in-service piping systems
- Review API 570 body of knowledge, scope, references, definitions, owner and user inspection organization
- Discuss inspection and testing practices, frequency and extent of inspection, inspection data evaluation, analysis and recording, repairs, alteration and rerating of piping systems as well as inspection of buried piping
- Identify the scope, piping components, reasons for inspection, inspecting for deterioration in piping, frequency and time of inspection, and employ safety precautions and preparatory work as well as inspection tools, inspection procedures, determination of retirement thickness and records
- Enumerate the various design conditions and criteria, pressure design of piping components, fluid service requirements for piping components, fluid service requirements for piping joints, piping flexibility, materials, fabrication, assembly and erection, inspection, examination and testing as well as demonstrate nondestructive test methods
- Carryout welding discontinuities and discuss ASME section IX WPS and PQR



Exclusive Smart Training Kit - H-STK®



Participants of this course will receive the exclusive “Haward Smart Training Kit” (H-STK®). The H-STK® consists of a comprehensive set of technical content which includes **electronic version** of the course materials conveniently saved in a **Tablet PC**.

Who Should Attend

This course prepares participants for the API 570 exam. It is designed for those who are involved in the inspection, repair, alteration and re-rating of in-service piping systems. This mainly includes inspectors and inspection engineers who are seeking API-570 certification. Other engineers, managers, mechanical design draftsmen or technical staff who are dealing with piping systems will definitely benefit from this course.

Exam Eligibility & Structure

Exam Candidates shall have the following minimum pre-requisites:-

Education	Years of Experience	Experience Required
BS or higher in engineering or technology or 3+ years of military service in a technical role (Dishonorable discharge disqualifies credit)	1 year	Supervision or performance of inspection activities as described in API 570
2-year degree or certificate in engineering or technology or 2 years of military service in a technical role (Dishonorable discharge disqualifies credit)	2 years	Design, construction, repair, operation, or inspection of in-service piping systems, of which one year <u>must</u> be in supervision or performance of inspection activities as described in API 570
High school diploma or equivalent	3 years	Design, construction, repair, operation, or inspection of in-service piping systems, of which one year <u>must</u> be in supervision or performance of inspection activities as described in API 570
No formal education	5 or more years	Design, construction, repair, operation, or inspection of in-service piping systems, of which one year <u>must</u> be in supervision or performance of inspection activities as described in API 570

Accommodation

Accommodation is not included in the course fees. However, any accommodation required can be arranged at the time of booking.



Required Codes & Standards

Listed below are the effective editions of the publications required for this exam for the date(s) shown above. **Each participant must purchase these documents separately and have them available for use during the class as their cost is not included in the course fees:-**

- **API Standard 570**, *Piping Inspection Code: In-service Inspection, Rating, Repair and Alteration of Piping Systems*, **5th Edition, February 2024**
- **API Recommended Practice 571**, *Damage Mechanisms Affecting Fixed Equipment in the Refining Industry*, **3rd Edition, March 2020**

Section	2	Terms and Definitions
Par.	3.3	Amine Stress Corrosion Cracking
	3.8	Atmospheric Corrosion
	3.9	Boiler Water and Stream Condensate Corrosion
	3.14	Caustic Corrosion
	3.15	Caustic Stress Corrosion Cracking
	3.17	Chloride Stress Corrosion Cracking
	3.22	Corrosion Under Insulation
	3.27	Erosion/Erosion – Corrosion
	3.31	Galvanic Corrosion
	3.37	Hydrochloric Acid Corrosion
	3.43	Mechanical Fatigue (Including Vibration-induced Fatigue)
	3.45	Microbiologically Influenced Corrosion
	3.57	Soil Corrosion
	3.58	Sour Water Corrosion (Acidic)
	3.61	Sulfidation

- **API Recommended Practice 574**, *Inspection Practices for Piping System Components*, **5th Edition, February 2024**
- **API Recommended Practice 576**, *Inspection of Pressure-Relieving Devices*, **4th Edition, April 2017**
Sections 5, 6.1-6.3, 8 and 10.1-10.3
- **API Recommended Practice 577**, *Welding Processes, Inspection and Metallurgy*, **3rd Edition, October 2020**
- **API Recommended Practice 578**, *Material Verification Program (MVP) for New and Existing Assets*, **4th Edition, February 2023**
- **American Society of Mechanical Engineers (ASME)**, *Boiler and Pressure Vessel Code*, **2023 Edition**
 - **Section V**, *Nondestructive Examination*, Articles 1, 2, 6, 7, 9, 10, and 23 (Section SE-797 only)
 - **Section IX**, *Qualification Standard for Welding, Brazing and Fusing Procedures; Welders; Brazers; and Welding, Brazing and Fusing Operators*, (Welding only)
- **American Society of Mechanical Engineers (ASME)**
 - **B16.5**, *Pipe Flanges and Flanged Fittings: NPS ½ Through NPS 24 Metric/Inch Standard*, **2020 Edition (Issued January 2021)**
 - **B31.3**, *Process Piping*, **2022 Edition (Issued January 2023) with Errata 1 (February 2023) and Errata 2 (May 2023)**

PCC-2, Repair of Pressure Equipment and Piping, 2022

ATTENTION: The examination will cover each referenced Article and its Appendices



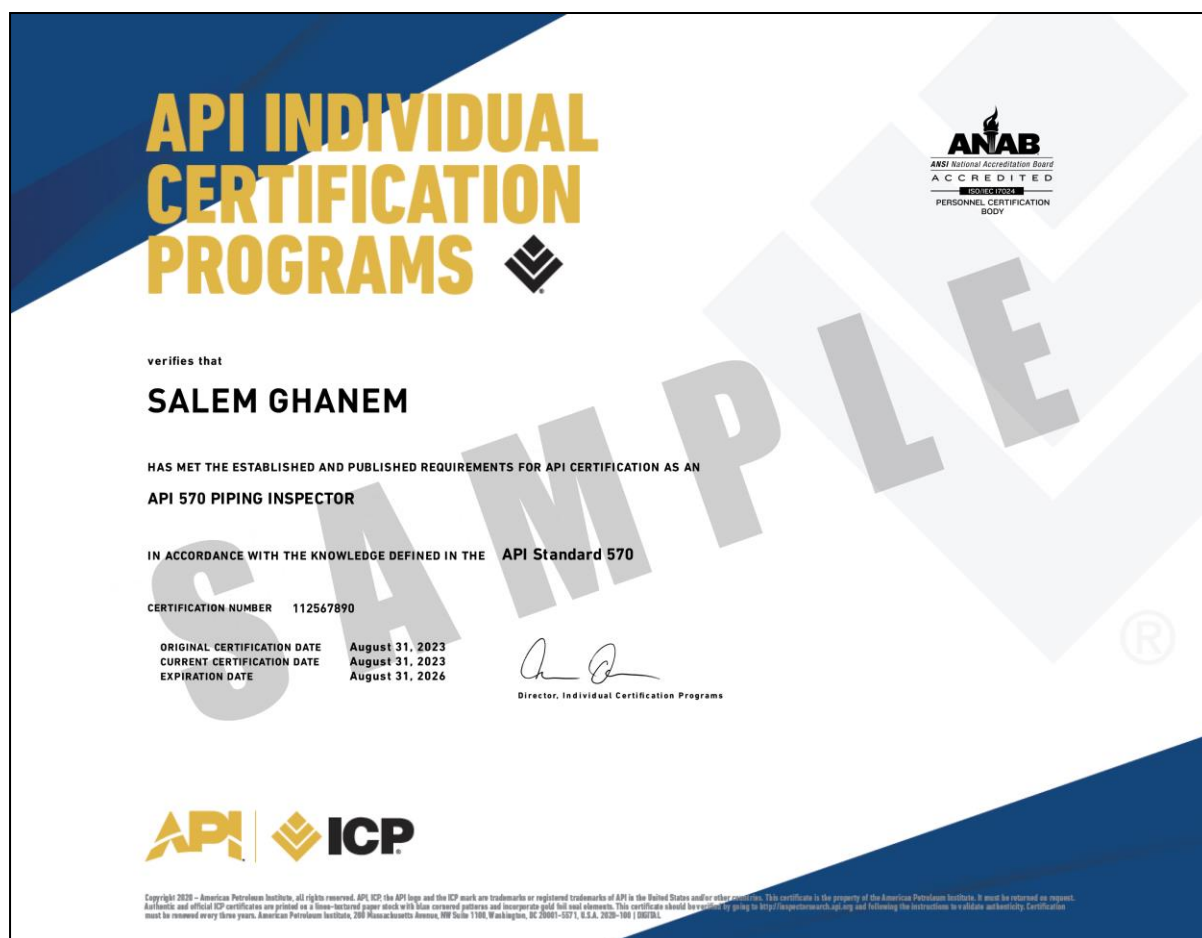


Article 101: Introduction
Article 201: Butt-Welded Insert Plates in Pressure Components
Article 206: Full Encirclement Steel Reinforcing Sleeves for Piping
Article 209: Alternatives to Postweld Heat Treatment
Article 210: In-Service Welding on to Carbon Steel Pressure Components or Pipelines
Article 211: Weld Buildup, Weld Overlay, and Clad Restoration
Article 212: Fillet Welded Patches
Article 304: Flaw Excavation and Weld Repair
Article 305: Flange Repair and Conversion
Article 306: Mechanical Clamp Repair
Article 501: Pressure and Tightness of Piping and Equipment
Article 502: Nondestructive Examination in Lieu of Pressure Testing for Repairs and Alternations

Note: API and ASME publications are copyrighted material. Photocopies of API and ASME publications are not permitted.

API Certificate(s)

- (1) API-570 certificate will be issued to participants who have successfully passed the API-570 examination.







- (2) Official Transcript of Records will be provided to the successful delegates with the equivalent number of ANSI/IACET accredited Continuing Education Units (CEUs) earned during the course.

* Haward Technology * CEUs * Haward Technology * CEUs * Haward Technology * CEUs * Haward Technology *				
		Haward Technology Middle East Continuing Professional Development (HTME-CPD)		
CEUs				
<u>CEU Official Transcript of Records</u>				
TOR Issuance Date:		14-Nov-23		
HTME No.		74852		
Participant Name:		Waleed Al Habeeb		
<hr/>				
Program Ref.	Program Title	Program Date	No. of Contact Hours	CEU's
FE0700	API 570: Piping Inspector (API Exam Preparation Training)	November 10-14, 2023	40	4.0
Total No. of CEU's Earned as of TOR Issuance Date				4.0
<hr/>				
TRUE COPY  Jaryl Castillo Academic Director				
<p>Haward Technology has been approved as an Accredited Provider by the International Association for Continuing Education and Training (IACET), 2201 Cooperative Way, Suite 600, Herndon, VA 20171, USA. In obtaining this approval, Haward Technology has demonstrated that it complies with the ANSI/IACET 1-2018 Standard which is widely recognized as the standard of good practice internationally. As a result of their Authorized Provider membership status, Haward Technology is authorized to offer IACET CEUs for programs that qualify under the ANSI/IACET 1-2018 Standard.</p> <p>Haward Technology's courses meet the professional certification and continuing education requirements for participants seeking Continuing Education Units (CEUs) in accordance with the rules & regulations of the International Association for Continuing Education & Training (IACET). IACET is an international authority that evaluates programs according to strict, research-based criteria and guidelines. The CEU is an internationally accepted uniform unit of measurement in qualified courses of continuing education.</p>				
<hr/>				
Haward Technology is accredited by				
				
P.O. Box 26070, Abu Dhabi, United Arab Emirates Tel.: +971 2 3091 714 E-mail: info@haward.org Website: www.haward.org				
* Haward Technology * CEUs * Haward Technology * CEUs * Haward Technology * CEUs * Haward Technology *				



Certificate Accreditations

Certificates are accredited by the following international accreditation organizations:-

-  British Accreditation Council (BAC)
Haward Technology is accredited by the **British Accreditation Council** for **Independent Further and Higher Education** as an **International Centre**. BAC is the British accrediting body responsible for setting standards within independent further and higher education sector in the UK and overseas. As a BAC-accredited international centre, Haward Technology meets all of the international higher education criteria and standards set by BAC.
-  The International Accreditors for Continuing Education and Training (IACET - USA)

Haward Technology is an Authorized Training Provider by the International Accreditors for Continuing Education and Training (IACET), 2201 Cooperative Way, Suite 600, Herndon, VA 20171, USA. In obtaining this authority, Haward Technology has demonstrated that it complies with the **ANSI/IACET 2018-1 Standard** which is widely recognized as the standard of good practice internationally. As a result of our Authorized Provider membership status, Haward Technology is authorized to offer IACET CEUs for its programs that qualify under the **ANSI/IACET 2018-1 Standard**.

Haward Technology's courses meet the professional certification and continuing education requirements for participants seeking **Continuing Education Units** (CEUs) in accordance with the rules & regulations of the International Accreditors for Continuing Education & Training (IACET). IACET is an international authority that evaluates programs according to strict, research-based criteria and guidelines. The CEU is an internationally accepted uniform unit of measurement in qualified courses of continuing education.

Haward Technology Middle East will award **4.0 CEUs** (Continuing Education Units) or **40 PDHs** (Professional Development Hours) for participants who completed the total tuition hours of this program. One CEU is equivalent to ten Professional Development Hours (PDHs) or ten contact hours of the participation in and completion of Haward Technology programs. A permanent record of a participant's involvement and awarding of CEU will be maintained by Haward Technology. Haward Technology will provide a copy of the participant's CEU and PDH Transcript of Records upon request.

Course Fee

US\$ 5,500 per Delegate + **VAT**. This rate includes H-STK® (Haward Smart Training Kit), buffet lunch, coffee/tea on arrival, morning & afternoon of each day.

Exam Fees

US\$ 1,430 per Delegate.



Course Instructor(s)

This course will be conducted by the following instructor(s). However, we have the right to change the course instructor(s) prior to the course date and inform participants accordingly:



Mr. Gert Viljoen is a **Senior Inspection Engineer** with over **35 years** of experience within the **Oil & Gas, Refineries, Petrochemical** and **Power** industries. His expertise lies extensively in the areas of **Non-destructive Testing Methods, Welding Technology, Welding Procedure Specification, Welder Performance Qualification, Piping Inspection & Testing, Piping Inspection Procedures, Piping Components Pressure Design, Fabrication & Assembly, In-Service Piping Systems Inspection & Repair, Inspection Data Evaluation & Analysis, Piping System Repairs & Alterations, Pressure Equipment Inspection, Steam Generators, Reactors, Towers, Columns, Gasifiers, Heat Exchangers, Storage Tanks, Repair Procedures Verification, Maintenance Strategies, Static & Rotating Equipment, Pipe Work, Equipment Life Assessment Review, Risk-based Inspection Verification, Ultrasonic Testing & Evaluation, Liquid Penetrant Testing, Magnetic Particle Testing, Electromagnetic Testing, Radiographic Testing, Visual Testing and Damage Assessment**. He is also well-versed in Quality Management System, ISO 9000/9001, ISO 17020, SANS 10227 Systems and Root Cause Analysis & Investigation. Currently, he is the **Inspection Specialist** of RBI Technical Solutions International.

During his career life, Mr. Viljoen has gained his practical and field experience through his various significant positions and dedication as the **Chief Inspector, Inspection Manager, QC Manager, NDT Inspection Department Head, Flight Engineer, Fabricator, In-service/Welding Inspector, Field Supervisor** and **Contractor Coordinator** for numerous international companies like the **Saudi Aramco, SGS Pty Ltd., SASOL Synthetic Fuels** and **South African Airforce**, just to name a few.

Mr. Viljoen is a **Certified Instructor/Trainer, a Registered Technical Assessor, a Technical Instructor, a Certified ASNT NDT Level III Inspector** in Liquid Penetrant Testing (PT), Magnetic Particle Testing (MT) and Ultrasonic Testing (UT); a **Certified ASNT NDT Level II Inspector** in Radiographic Testing (RT), Infrared Thermography (IR) and Eddy Current Testing (ET); a **Certified Piping Inspector (API 570), Certified Pressure Vessel Inspector (API 510), Certified Aboveground Storage Tank Inspector (API 653); a Certified Paint Inspector Level I, a Competent Person Pressure Vessels, a Competent Person Steam Generators** and a **Certified Pressure Equipment Inspector**. He has further delivered numerous courses, workshops, trainings, seminars and conferences worldwide.



Training Methodology

All our Courses are including **Hands-on Practical Sessions** using equipment, State-of-the-Art Simulators, Drawings, Case Studies, Videos and Exercises. The courses include the following training methodologies as a percentage of the total tuition hours:-

- 30% Lectures
- 20% Practical Workshops & Work Presentations
- 30% Hands-on Practical Exercises & Case Studies
- 20% Simulators (Hardware & Software) & Videos

In an unlikely event, the course instructor may modify the above training methodology before or during the course for technical reasons.

Course Program

The following program is planned for this course. However, the course instructor(s) may modify this program before or during the course for technical reasons with no prior notice to participants. Nevertheless, the course objectives will always be met:

Day 1: Sunday, 15th of June 2025

0730 – 0800	Registration & Coffee
0800 – 0815	Welcome & Introduction
0815 – 0830	PRE-TEST
0830 – 0900	<i>Introduction & Overview of Course Outline</i>
0900 – 0930	<i>Review of API 570 Body of Knowledge</i>
0930 – 1000	<i>API 570 - Sections 1 - Scope</i>
1000 – 1015	Break
1015 – 1045	<i>API 570 - Sections 2 - References</i>
1045 – 1230	<i>API 570 - Sections 3 - Definitions</i>
1230 – 1330	Lunch
1330 – 1430	<i>API 570 - Sections 4 - Owner/User Inspection Organization</i>
1430 – 1500	<i>API 570 - Sections 5 - Inspection & Testing Practices</i>
1500 – 1515	Break
1515 – 1545	<i>API 570 - Sections 6 - Frequency & Extent of Inspection</i>
1545 – 1645	<i>API 570 - Sections 7 - Inspection Data Evaluation, Analysis & Recording</i>
1645 – 1700	<i>API 570/Distribute Homework & Recap</i>
1700	End of Day One

Day 2: Monday, 16th of June 2025

0730 – 0830	<i>Review of Day 1</i>
0830 – 0930	<i>API 570 -Sections 8 -Repairs, Alterations & Rerating of Piping Systems</i>
0930 – 0945	Break
0945 – 1045	<i>API 570 - Sections 9 - Inspection of Buried Piping</i>
1045 – 1130	<i>API 570 - Appendix A - Inspection Certification</i>
	<i>API 570 - Appendix C - Examples of Repairs</i>
	<i>API 570 - Appendix D - External Inspection Checklist for Process Piping</i>
1130 – 1200	<i>API RP 574 - Section 1 - Scope</i>
1200 – 1230	<i>API RP 574 - Section 3 - Definitions</i>
1230 – 1330	Lunch
1330 – 1400	<i>API RP 574 - Section 4 - Piping Components</i>
1400 – 1410	<i>API RP 574 - Section 5 - Reasons for Inspection</i>



1410 – 1420	API RP 574 - Section 6 - Inspecting for Deterioration in Piping
1420 – 1430	API RP 574 - Section 7 - Frequency & Time of Inspection
1430 – 1440	API RP 574 - Section 8 - Safety Precautions & Preparatory Work
1440 – 1450	API RP 574 - Section 9 - Inspection Tools
1450 – 1515	API RP 574 - Section 10 - Inspection Procedures
1515 – 1530	Break
1530 – 1540	API RP 574 - Section 11 - Determination of Retirement Thickness
1540 – 1550	API RP 574 - Section 12 - Records
1550 – 1600	API RP 577 Terms & Definitions
1600 – 1615	API RP 577 Welding Processes
1615 – 1625	API RP 577 Weld Symbols
1625 – 1635	API RP 577 Electrode Identification
1635 – 1650	Administer Quiz 1
1650 – 1700	Review Quiz 1 & Recap
1700	End of Day Two

Day 3: Tuesday, 17th of June 2025

0730 – 0830	Review of Day 2
0830 – 0845	ASME B31.3 - Chapter 1 - Scope & Definitions
0845 – 0910	ASME B31.3 - Chapter 2 (Part 1) - Design Conditions & Criteria
0910 – 0940	ASME B31.3 - Chapter 2 (Part 2) - Pressure Design of Piping Components
0940 – 1000	ASME B31.3 - Chapter 2 (Part 3) - Fluid Service Requirements for Piping Components
1000 – 1015	Break
1015 – 1040	ASME B31.3 - Chapter 2 (Part 4) - Fluid Service Requirements for Piping Joints
1040 – 1100	ASME B31.3 - Chapter 2 (Part 5) - Piping Flexibility
1100 – 1130	ASME B31.3 - Chapter 3 - Materials
1130 – 1230	ASME B31.3 - Chapter 5 - Fabrication, Assembly & Erection
1230 – 1330	Lunch
1330 – 1430	ASME B31.3 - Chapter 6 - Inspection, Examination & Testing
1430 – 1445	Break
1445 – 1630	ASME Section V - Nondestructive Test Methods
1630 – 1645	ASME Section V - Nondestructive Test Methods (cont'd)
1645 – 1655	ASME Section V - Nondestructive Test Methods (cont'd)
1655 – 1700	Review & Recap Discussion
1700	End of Day Three

Day 4: Wednesday, 18th of June 2025

0730 – 0830	Review of Day 3
0830 – 0900	API RP 578 Material Verification Program
0900 – 0930	API 571 Damage Mechanisms
0930 – 0945	Break
0945 – 1015	ASME Section IX WPS
1015 – 1045	ASME Section IX PQR
1045 – 1115	ASME Section IX - Welder Certification
1115 – 1200	ASME B16.5 Flanges & Fittings
1200 – 1230	API 576 Inspection of Pressure Relieving Devices



1230 – 1330	Lunch
1330 – 1445	ASME PCC-2: Repair of Pressure Equipment & Piping Scope, Organization & Intent • Applicability & Limitations of Repair Methods Covered by ASME PCC-2 • Choosing Correct Repair Technique for Given Defects • Cost-effective Repairs
1445 – 1500	Break
1500 – 1620	ASME PCC-2: Repair of Pressure Equipment & Piping (cont'd) Detailed Repair Methods & Inspection Techniques • Inspection of Pressure Vessels, Rating, Repair & Alteration • Remaining Life Calculation of Pressure Vessels
1620 – 1650	Administer Quiz 2
1650 – 1700	Review Quiz 2 & Recap
1700	End of Day Four

Day 5: Thursday, 19th of June 2025

0730 – 0830	Review of Day 4
0830 – 0930	ASME PCC-2: Welded Repairs Butt-Welded Insert Plates in Pressure Components • Weld Overlay to Repair Internal Thinning • Welded Leak Box Repair • Full Encirclement Steel Reinforcing Sleeves for Piping
0930 – 0945	Break
0945 – 1130	ASME PCC-2: Welded Repairs (cont'd) Fillet Welded Patches • Alternatives to Post-Weld Heat Treatment • In-Service Welding onto Carbon Steel Pressure Components or Pipelines • Weld Build-up, Weld Overlay & Clad Restoration
1130 – 1230	ASME PCC-2: Mechanical Repairs (Non-Welding Repairs) Flange Repair • Mechanical Clamp Repair • Inspection & Repair of Shell & Tube Heat Exchangers • Examination & Testing
1230 – 1330	Lunch
1330 – 1445	ASME PCC-2: Mechanical Repairs (Non-Welding Repairs) (cont'd) Pressure & Tightness Testing of Piping & Equipment • Pneumatic Testing- Do's & Don'ts • Non-destructive Examination in Lieu of Pressure Testing for Repairs & Alterations • Relevance of ASME PCC-2 Standard with API 510 & API 570 Codes • Documentation & Records of Repairs
1445 – 1500	Break
1500 – 1615	General Course Review of Topics
1615 – 1630	Course Conclusion
1630 – 1645	POST-TEST
1645 – 1700	Presentation of Course Certificates
1700	End of Course

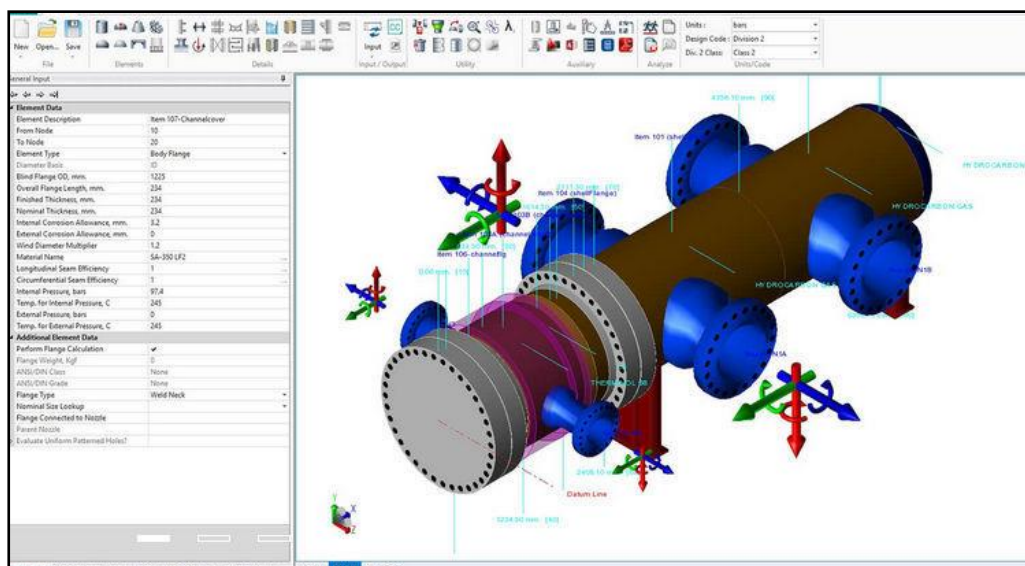
MOCK Exam

Upon the completion of the course, participants have to sit for a MOCK Examination similar to the exam of the Certification Body through Haward's Portal. Each Participant will be given a username and password to log in Haward's Portal for the Mock exam during the 30 days following the course completion. Each participant has only one trial for the MOCK exam within this 30-day examination window. Hence, you have to prepare yourself very well before starting your MOCK exam as this exam is a simulation to the one of the Certification Body.

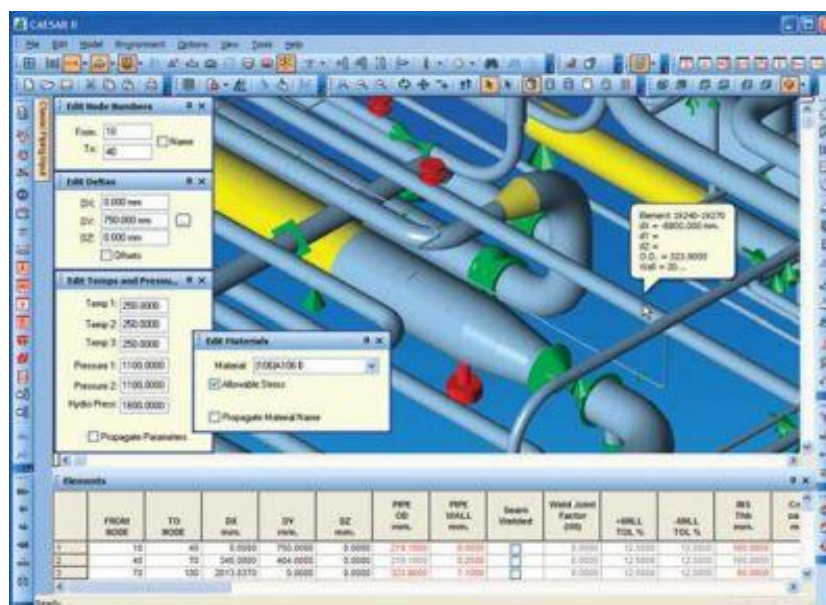


Practical Sessions

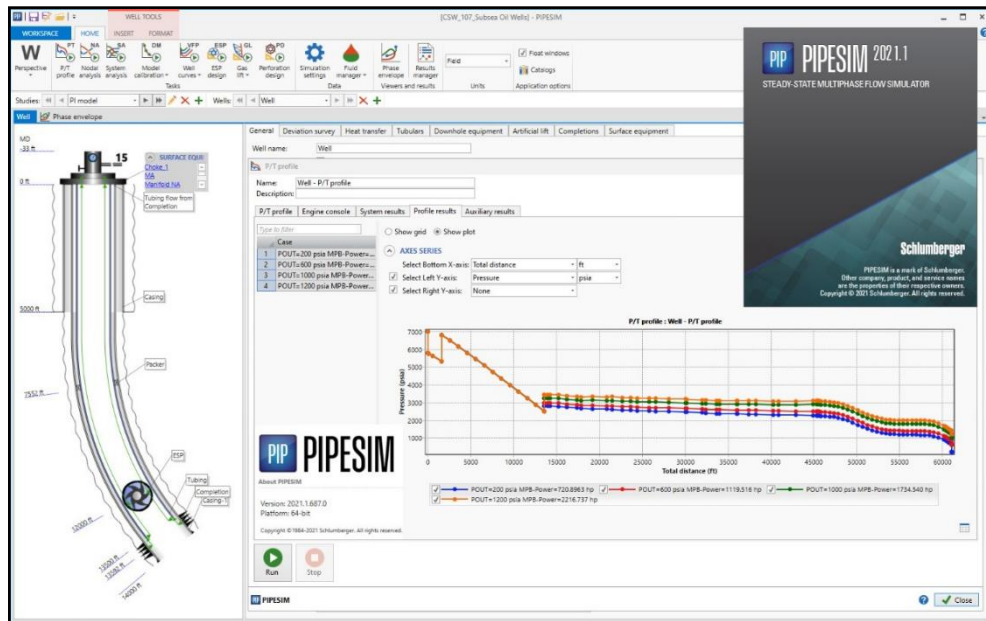
Practical sessions will be organized during the course for delegates to practice the theory learnt. Delegates will be provided with an opportunity to carryout welding inspection using the “PV Elite”, “CAESAR II”, “PIPESIM”, “AutoPIPE”, “PIPE-FLO” and “Nozzle-Pro” simulator.



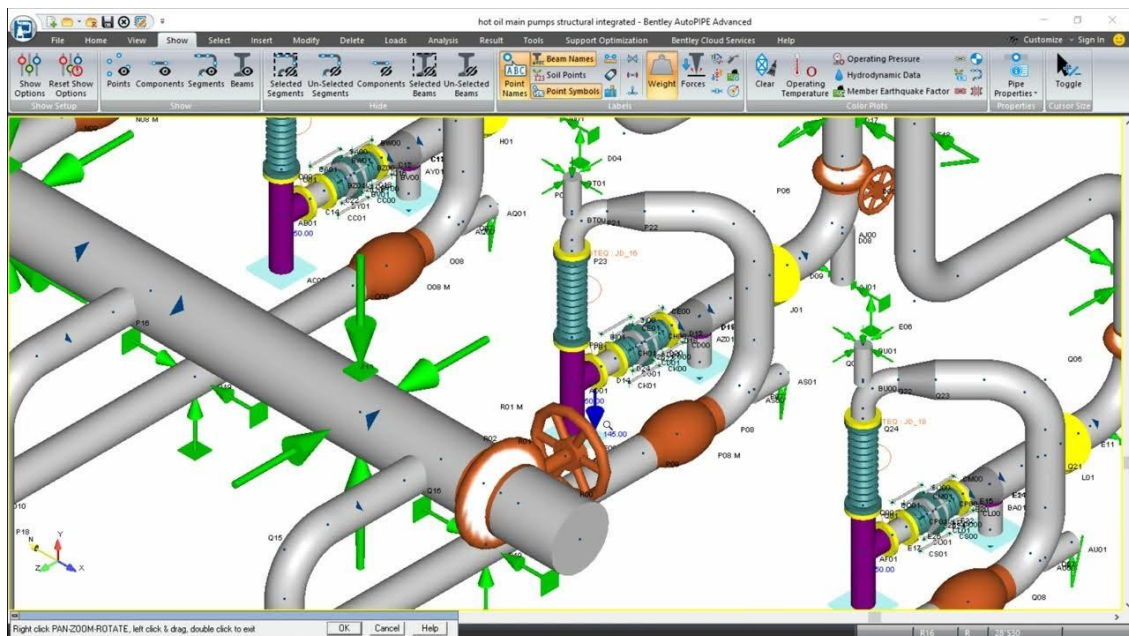
PV Elite



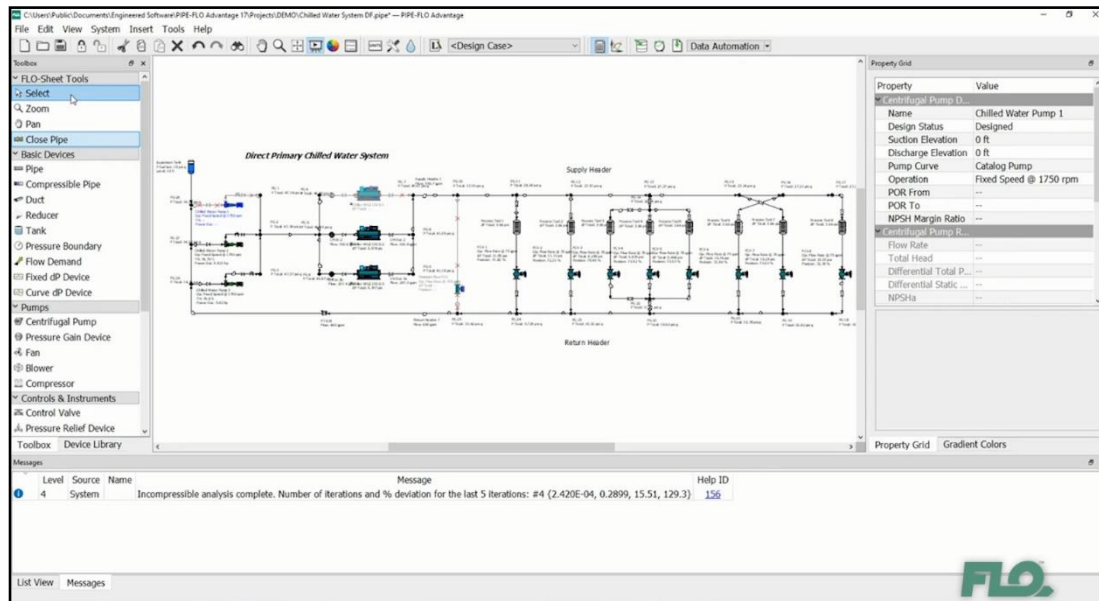
CAESAR II



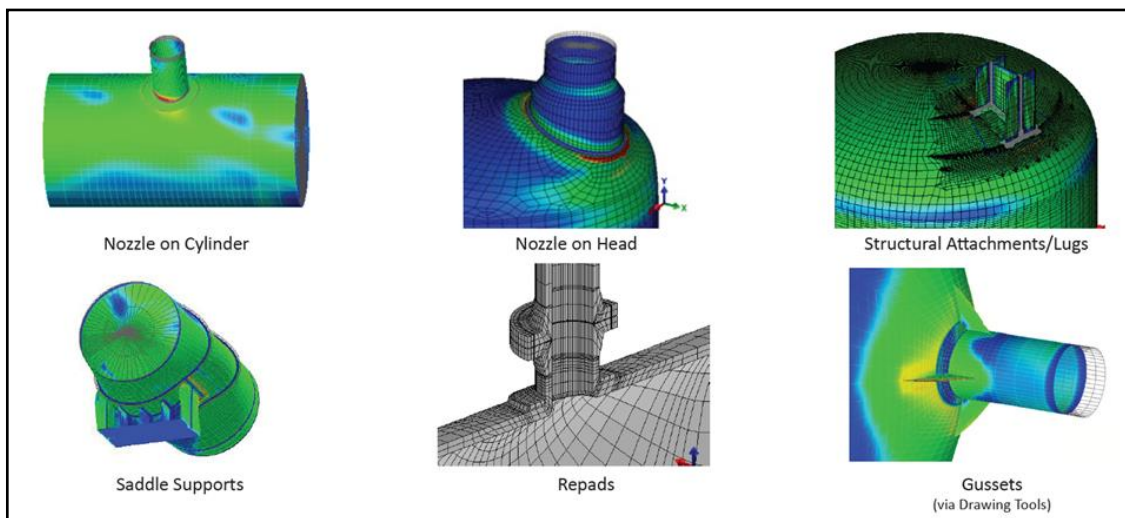
PIPESIM



AutoPIPE



PIPE-FLO



NozzlePRO

Course Coordinator

Mari Nakintu, Tel: +971 2 30 91 714, Email: mari1@haward.org