



COURSE OVERVIEW FE0160

Pipeline and Piping Design, Installation, Operation, Inspection, Testing, Maintenance, Repair, FFS, Pigging, Integrity & Rehabilitation
(ASME B31 & API 579 Standards)

Course Title

Pipeline and Piping Design, Installation, Operation, Inspection, Testing, Maintenance, Repair, FFS, Pigging, Integrity & Rehabilitation
(ASME B31 & API 579 Standards)



Course Date/Venue

Session 1: May 18-22, 2025/Boardroom 1,
Elite Byblos Hotel Al Barsha, Sheikh
Zayed Road, Dubai, UAE
Session 2: December 21-25, 2025/Al Khobar
Meeting Room, Hilton Garden Inn,
Al Khobar, KSA

Course Reference

FE0160



Course Duration/Credits

Five days/3.0 CEUs/30 PDHs

Course Description



This practical highly-interactive course includes various practical sessions and exercises. Theory learnt will be applied using our state-of-the-art simulators.

This course is designed to provide delegates with a detailed and up-to-date overview of piping design, inspection and testing. Participants will be introduced to the technical basis of the ASME and API integrity rules, and their application to case studies and exercises.



The participants will be able to recognize causes of degradation in-service, whether mechanically induced (pressure, vibration, fatigue, pressure transients, external damage) or due to corrosion (wall thinning, pitting, cracking), and apply integrity analysis techniques to make run-or-repair decisions.

The participants will become knowledgeable in the technical basis and application of ASME B31.3, B31.4 and B31.8 piping codes, and API 579 Fitness-for-Service and Flaw Evaluation.



The participants will review inspection techniques, from the most common (PT, MT, UT, RT, MFL pigs) to most recent (AE, PED, UT pigs and multi pigs), and the implementation of integrity management programs, periodic inspections and evaluation of results.





During this interactive course, participants will review the various repair techniques, their advantages and shortcomings, and the logic to be followed in making repair decisions and selecting the applicable repair.

Course Objectives

Upon the successful completion of this course, each participant will be able to: -

- Apply systematic techniques on pipeline and piping engineering in accordance with the correct ASME and API codes and standards
- Discuss the fundamentals of pipes and pipeline design, maintenance, integrity and rehabilitation
- Evaluate the fitness for service including wall thinning, remaining life, general and local corrosion, analysis of dents and cracks in piping and pipelines
- Classify the causes of vibration in service as well as measure, analyze and resolve vibration
- Define pressure transients and enumerate its four classes such as pump station transients, two-phase liquid-vapor transients, two phase liquid-gas transients and gas discharge transients
- Analyze weld properties, heat treatment, liquid penetrant and ultrasonic testing as well as identify the different types of flanges, gaskets, bolt selection, tube fittings and different kinds of bending
- Carryout pressure and leak testing, prevent mechanism degradation due to corrosion and employ new ASME repair standards
- Demonstrate different repairing techniques of grinding, welding, flush patch, mechanical clamp and pipe coating for the expansion of buried pipes

Exclusive Smart Training Kit - H-STK®



*Participants of this course will receive the exclusive “Howard Smart Training Kit” (H-STK®). The H-STK® consists of a comprehensive set of technical content which includes **electronic version** of the course materials conveniently saved in a **Tablet PC**.*

Who Should Attend

This course is intended for engineers, maintenance staff and inspectors responsible for the integrity, maintenance and repair of pipelines and piping systems. Further, the course is essential for engineers in charge of pipeline or piping design. Project engineers, site/field engineers and piping/pipeline project managers will be very interested in the pipeline/piping installation part of the course. Senior draftsmen and technical staff in the engineering department will benefit from the pipeline/piping design part of this state-of-the-art course. The fitness-for-service and integrity techniques are based on quantitative analysis, please bring a calculator.




Course Certificate(s)

Internationally recognized certificates will be issued to all participants of the course who completed a minimum of 80% of the total tuition hours.

Certificate Accreditations


Certificates are accredited by the following international accreditation organizations:-

- 
The International Accreditors for Continuing Education and Training (IACET - USA)

Haward Technology is an Authorized Training Provider by the International Accreditors for Continuing Education and Training (IACET), 2201 Cooperative Way, Suite 600, Herndon, VA 20171, USA. In obtaining this authority, Haward Technology has demonstrated that it complies with the **ANSI/IACET 2018-1 Standard** which is widely recognized as the standard of good practice internationally. As a result of our Authorized Provider membership status, Haward Technology is authorized to offer IACET CEUs for its programs that qualify under the **ANSI/IACET 2018-1 Standard**.

Haward Technology’s courses meet the professional certification and continuing education requirements for participants seeking **Continuing Education Units (CEUs)** in accordance with the rules & regulations of the International Accreditors for Continuing Education & Training (IACET). IACET is an international authority that evaluates programs according to strict, research-based criteria and guidelines. The CEU is an internationally accepted uniform unit of measurement in qualified courses of continuing education.

Haward Technology Middle East will award **3.0 CEUs** (Continuing Education Units) or **30 PDHs** (Professional Development Hours) for participants who completed the total tuition hours of this program. One CEU is equivalent to ten Professional Development Hours (PDHs) or ten contact hours of the participation in and completion of Haward Technology programs. A permanent record of a participant’s involvement and awarding of CEU will be maintained by Haward Technology. Haward Technology will provide a copy of the participant’s CEU and PDH Transcript of Records upon request.

- 
British Accreditation Council (BAC)

Haward Technology is accredited by the **British Accreditation Council** for **Independent Further and Higher Education** as an **International Centre**. BAC is the British accrediting body responsible for setting standards within independent further and higher education sector in the UK and overseas. As a BAC-accredited international centre, Haward Technology meets all of the international higher education criteria and standards set by BAC.

Accommodation

Accommodation is not included in the course fees. However, any accommodation required can be arranged at the time of booking.



Course Instructor(s)

This course will be conducted by the following instructor(s). However, we have the right to change the course instructor(s) prior to the course date and inform participants accordingly:



Mr. Marian Copilet is a **Senior Pipeline Engineer** and an **International Expert** in **Process Piping Design** with almost **40 years** of experience within the **Oil & Gas, Petrochemical** and **Refinery** industries. His expertise widely covers in the areas of **Oil & Gas Pipelines, Piping & Pipeline Design, Piping Design & Layout** Development, Piping & Instrumentation Diagrams (**P&IDs**), **Stress Analysis, Piping Inspection & Fabrication, Piping** Maintenance & Estimation, **Piping** Installation & Maintenance, **Pipe & Fitting** Techniques, **Piping** System &

Process Equipment, **Piping** System Stress Analysis, **Process Piping** Design, **Pipeline** Repair, Hot-Tapping, In-line Inspection Technologies, **Pipeline Pigging, Pipeline Design & Integrity** Engineering, **Pipeline** Hydraulic Engineering, **Pipeline** Operation & Maintenance, **Pipeline** Design & Construction, **Pipeline** System Design, Onshore **Pipeline Repair Methods & Equipment, Pipelines** Defect Identification & **Corrosion** Risk Assessment, Basic **Pipeline Engineering, Pipeline Inspection & Integrity Assessment, Risk Based Inspection & Integrity** Management, **Pressure & Leak** Testing, Pipeline Integrity Management System (**PIMS**), **Facility & Pipeline Integrity Assessment, Risk-Based-Inspection (RBI), Fitness-for-Service (FFS) & Repair** Practices of Pipelines, **Vessels & Tanks, Pigging** Technology, **Pigging** Procedures, **Subsea Umbilicals, Welding** Technology, **NDT Inspection**, Upstream & Downstream Oil & Gas Industries, Evaluation & Repair of **Process Plant Equipment, Onshore & Offshore Pipeline Systems** and **Pipeline & Piping Codes** including ISO 13628-5, DNV Series (OS-F101, OS-F201, RP-F109), ASME B series (B31.3, B31.4 & B31.8, B31.G, B31.8S), BS 8010 Part 3 and Pressure Vessel Codes (PD 5500, ASME VIII Div. 1& Div. 2).

Mr. Copilet has worked with major international clients in UK, Europe, Middle East, North Africa and Asia with major international clients including **ADMA-OPCO, Aker Kvaerner, AMEC, Bechtel, BP, British Gas, China Petroleum, Chevron, EnQuest, ExxonMobil, ENPPI, Fluor Daniel, FMC, Foster Wheeler, Framo, Kala, Marathon Oil, National Iranian Gas, PD Oman, Petrojet, Petronas, Qatar Petroleum, QGPC, RasGas, Saudi Aramco, Shell, Single Buoy Moorings, Saipem, Snamprogetti, Sonatrach, Statoil, Subsea 7, TAQA, Technip, Total, Woodside, etc.**

Mr. Copilet is currently the **Technical Solutions Manager** at the **Oceaneering International Services** in Rosyth. Prior to joining Oceaneering, Mr. Copilet worked as **Technical Account Manager** for **STATS**, a specialist engineering company based in Aberdeen, Scotland, which provides a full-service capability for repair and shutdown services, reducing system or plant downtime and extending the operational life for **onshore, topsides and subsea locations**, including **piping and pipeline isolation** and **hot tap intervention**. Before joining STATS, Mr. Copilet was one of the **Directors** of **Durham Pipeline Technology (DPT)**, a British company developing innovative technical solutions for pipeline access, inspection and cleaning based on patented bristle tractor technology. He also worked in a variety of technical and managerial positions for **GD Engineering**, the **world leader in the supply of pipeline pigging equipment and technology**, including **Bandlock 2**, the world's safest quick opening closures, pig signallers, scraper launchers and receivers, automated pig and sphere launching and receiving systems. In addition, he also worked as a **University Lecturer, Proposals Engineer, Piping & Pipeline Engineer, Piping Designer, Mechanical Engineer, Pipeline Inspector, Piping Fabricator, Technical Solution Manager, QA/QC Engineer, Welding Engineer** and **Piping Maintenance Supervisor**.

Mr. Copilet has a **Bachelor's** degree in **Mechanical Engineer**. Further, he is a **Certified Instructor/Trainer, a Certified Internal Verifier/Assessor/Trainer** by the **Institute of Leadership & Management (ILM)** and has further delivered numerous trainings, courses, seminars, conferences and workshops globally.





Training Methodology

All our Courses are including **Hands-on Practical Sessions** using equipment, State-of-the-Art Simulators, Drawings, Case Studies, Videos and Exercises. The courses include the following training methodologies as a percentage of the total tuition hours:-

- 30% Lectures
- 20% Practical Workshops & Work Presentations
- 30% Hands-on Practical Exercises & Case Studies
- 20% Simulators (Hardware & Software) & Videos

In an unlikely event, the course instructor may modify the above training methodology before or during the course for technical reasons

Course Fee

US\$ 5,500 per Delegate + **VAT**. This rate includes H-STK® (Howard Smart Training Kit), buffet lunch, coffee/tea on arrival, morning & afternoon of each day.

Course Program

The following program is planned for this course. However, the course instructor(s) may modify this program before or during the course for technical reasons with no prior notice to participants. Nevertheless, the course objectives will always be met:

Day 1

0730 – 0800	Registration & Coffee
0800 – 0815	Welcome & Introduction
0815 – 0830	PRE-TEST
0830 – 0930	Introduction History of Pipeline Technology • ASME B31 Piping & Pipeline Codes • ASME B&PV Pressure Vessel Codes • API Tank Standards • API Pipeline Inspection Standards • ASME B16 Fitting Standards • NACE, MSS-SP, PFI Standards • Fundamentals of Maintenance & Integrity
0930 – 0945	Break
0945 – 1100	Materials Overview of Ferrous Pipe & Pipeline Materials • Carbon & Alloy Steels • Practical Aspects of Metallurgical Properties • Chemistry & Material Test Reports • Fabrication of Line Pipe & Forged Fittings • Mechanical Properties: Strength & Toughness • Ductile & Brittle Fracture • API 5L & ASTM Material Specifications • Markings on Pipe & Fittings
1100 – 1215	Operating & Design Pressure How to Establish the System Design Pressure • Introduction to Pressure Relief Valves • Pipe & Pipeline Sizing Formula with Applications • Flange & Fitting Class: Origins & Application • Branch Reinforcement, Stopples & Hot taps
1215 – 1230	Break
1230 – 1420	Layout & Support Rules of Good Practice in Layout • Pump & Compressor Piping • Thermal Expansion & Flexibility • How to Support a Piping System • Review of Support Types & Their Application • Lessons Learned from Poor Support Practices
1420 – 1430	Recap
1430	Lunch & End of Day One





Day 2

0730 – 0930	Fitness-for-service Overview Making Run-or-Repair Decisions • Analysis of Inspection Results: Integrity Management • How to Evaluate Wall Thinning • Application of ASME B31G to Determine Remaining Life • Application of API 579 to General & Local Corrosion
0930 – 0945	Break
0945 – 1100	Fitness-for-service Overview (cont'd) Application of API 579 to Analyze Pitting • Analysis of Dents & Gouges in Pipelines • Introduction to Fracture Mechanics • How to Evaluate Cracks in Piping & Pipelines
1100 – 1215	Vibration in Service How to Classify the Cause of Vibration In-Service • Mechanical & Hydraulic Induced Vibration in Piping • How to Measure Vibration • How to Analyze Vibration & Decide if it is Acceptable • Options for Resolving Vibration
1215 – 1230	Break
1230 – 1420	Pressure Transients The Four Classes of Pressure Transients • Recognizing & Solving Liquid Hammer • Pump Station Transients • Study of Pipeline Failures Due to Transients • Two-Phase Liquid-Vapor Transients • Two-Phase Liquid-Gas Transients • Gas Discharge Transients
1420 – 1430	Recap
1430	Lunch & End of Day Two

Day 3

0730 – 0830	Welding Overview of Pipe & Pipeline Welding Practice • API 1104 & ASME IX Requirements • Weld Properties • Weld Size & Lessons Learned from Weld Failures • Heat Treatment: When & Why • Welding In-Service: Challenge & Solutions
0830 – 0930	Examination & Inspection Weld Inspection Techniques • Liquid Penetrant Testing: Advantages & Limitations • Magnetic Particle Testing: Advantages & Limitations • Radiographic Testing: Advantages & Limitations • Ultrasonic Testing: Advantages & Limitations • Eddy Current, Acoustic Emission, Thermography • Pulsed Eddy Current Inspections Through Insulation • Pigging Technology: Overview of Utility & Smart Pigs • Overview of 49CFR Regulations for In-Line Inspections • What to Inspect & How • Workmanship Standards (ASME B31) • Integrity Standards (B31G, API 1104, API 579) • Application of Inspections & Analysis of Results
0930 – 0945	Break
0945 – 1100	Flange Joints Overview of Different Types of Flanges & Application • Gasket & Bolt Selection • Causes of Flange Leaks & How to Resolve • Case Study of Flange Failure • Assembly of Flange Joints & Leak Tightness
1100 – 1215	Mechanical Joints Tube Fittings • Bolted Fittings • Unlisted Components • Swage Fittings
1215 – 1230	Break
1230 – 1420	Bending Cold Bending of Pipe & Pipelines • Limitations on Cold Bending • Wall Thinning During Bending • Ripples & Buckles in Bends • Ovality & Dents
1420 – 1430	Recap
1430	Lunch & End of Day Three



Day 4

0730 – 0930	Pressure & Leak Testing The Difference Between Leak Testing & Pressure Testing • Review of Different Testing Techniques • The Purpose of Hydrotest • How to Conduct a Hydrotest • Pipeline & Piping Systems Testing • Pneumatic Testing
0930 – 0945	Break
0945 – 1100	Degradation Mechanisms Introduction to Practical Corrosion • Classification of Corrosion Mechanisms • General Wall Thinning • Local Corrosion: Galvanic Effects • Crevice Corrosion • Pitting Corrosion • Environmental Effects • Hydrogen & H2S Effects • Microbiological Corrosion • Corrosion Protection • Cathodic Protection Overview
1100 – 1215	Maintenance Strategies Fundamentals of Maintenance Practice • Corrective & Predictive Maintenance • Reliability Engineering: Maintenance Analysis & Trending
1215 – 1230	Break
1230 – 1420	Repair Techniques The New ASME Repair Standards • The Fundamentals of Repair Packages • Welding on Line (In-Service)
1420 – 1430	Recap
1430	Lunch & End of Day Four

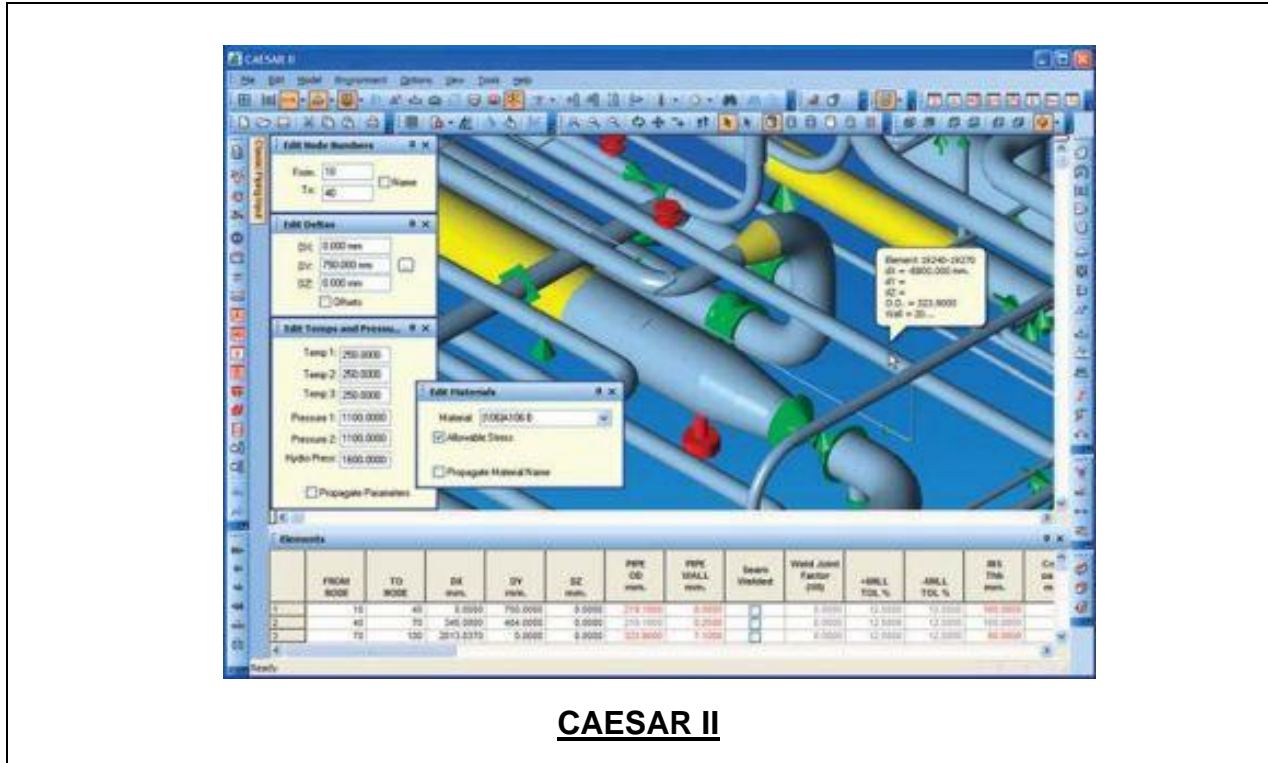
Day 5

0730 – 0930	Repair Techniques (cont'd) Pipe & Component Replacement • Grinding & Welding • Welded Sleeve: Type A & Type B • Flush Patch Repair • Fillet Welded Patch
0930 – 0945	Break
0945 – 1100	Repair Techniques (cont'd) Weld Overlay Repair • Mechanical Clamp with Sealant Injection • Mechanical Clamp without Sealant Injection • Insertion Liners • Painted & Brushed Liners • Pipe Coating
1100 – 1215	Buried Pipe Soil Loads • Surface Loads
1215 – 1230	Break
1230 – 1345	Buried Pipe (cont'd) Expansion of Buried Pipe • Soil Settlement • In-Service Movement of Pipeline
1345 – 1400	Course Conclusion
1400 – 1415	POST-TEST
1415 – 1430	Presentation of Course Certificates
1430	Lunch & End of Course



Simulator (Hands-on Practical Sessions)

Practical sessions will be organized during the course for delegates to practice the theory learnt. Delegates will be provided with an opportunity to carryout various exercises using the “CAESAR II” simulator.



Course Coordinator

Mari Nakintu, Tel: +971 2 30 91 714, Email: mari1@haward.org