



COURSE OVERVIEW ME0075 Control Valves & Actuators

Course Title

Control Valves & Actuators

Course Date/Venue


June 29-July 03, 2025/TBA Meeting Room, Hilton Kuwait Resort, Mangaf, Kuwait City, Kuwait

Course Reference

ME0075

Course Duration/Credits

Five days/3.0 CEUs/30 PDHs



Course Description



This practical and highly-interactive course includes various practical sessions and exercises. Theory learnt will be applied using our state-of-the-art simulators.

It is claimed that the majority of control valves throughout the world have not been correctly sized and that large numbers operate on manual mode. Whether this is true or not is difficult to establish but we do know that the method of sizing and selecting a control valve for a specific application is generally not well understood. Although there are many factors that need to be taken into account the subject is not difficult to understand if dealt with in a logical manner. We also find that many maintenance problems result from people treating the symptoms of a problem rather than tackling the true cause – a basic understanding of the principles is all that is usually needed to solve the problem for good.

This course is designed to provide participants with a detailed and an up-to-date overview of control valve sizing, selection, operation, testing, maintenance and troubleshooting. It covers the valve characteristics and trim selection; the process of control valve sizing; the control valve accessories such as auxiliary hand-wheels, pressure regulators, position transmitters, volume booster, limit switches and solenoid valves; and the process of control valve selection.





Further, the course will also discuss the control valve performance which includes process variability, actuator-positioner design, valve type, sizing, response and characterization; the common valve problems and its solutions; the use of system approach to prevent the occurrences of the problems; the different operational issues of control valves and actuators; the various control valve failures and their potential causes; the field communications and its importance; the practical application on control valves and actuators; the development, features and functions of smart valves and positioners; the diagnostic testing in valves; and the fire safe valves.

Course Objectives

Upon the successful completion of this course, each participant will be able to: -

- Apply systematic techniques in the sizing, selection, operation, testing, maintenance and troubleshooting of control valves
- Discuss the valve characteristics and trim selection and illustrate the process of control valve sizing
- Recognize the process consideration in control valves and actuators particularly the materials selection, modes of failure, leakage rates and international standards
- Identify the control valve accessories such as auxiliary hand-wheels, pressure regulators, position transmitters, volume booster, limit switches and solenoid valves and describe the process of control valve selection
- Employ control valve performance which includes process variability, actuator-positioner design, valve type, sizing, response and characterization
- Analyze common valve problems and present various solutions and use system approach to prevent the occurrences of the problems
- Review and improve the different operational issues of control valves and actuators and determine the various control valve failures and their potential causes
- Recognize field communications and its importance and employ practical application on control valves and actuators
- Identify development, features and functions of smart valves and positioners and apply diagnostic testing in valves
- Explain fire safe valves by discussing its standards, examples, sealing and leakage

Who Should Attend

This course provides an overview of all significant aspects and considerations of control valves and actuators for those involved in the sizing, selection, operation, testing, maintenance and troubleshooting of such equipment. This includes control valve and plant safety specialists, instrumentation and control engineers, electrical engineers, project engineers, process control engineers, consulting engineers, maintenance engineers, maintenance planners and systems engineers.




Course Certificate(s)

Internationally recognized certificates will be issued to all participants of the course who completed a minimum of 80% of the total tuition hours.

Certificate Accreditations


Certificates are accredited by the following international accreditation organizations:-

- 
The International Accreditors for Continuing Education and Training (IACET - USA)

Haward Technology is an Authorized Training Provider by the International Accreditors for Continuing Education and Training (IACET), 2201 Cooperative Way, Suite 600, Herndon, VA 20171, USA. In obtaining this authority, Haward Technology has demonstrated that it complies with the **ANSI/IACET 2018-1 Standard** which is widely recognized as the standard of good practice internationally. As a result of our Authorized Provider membership status, Haward Technology is authorized to offer IACET CEUs for its programs that qualify under the **ANSI/IACET 2018-1 Standard**.

Haward Technology's courses meet the professional certification and continuing education requirements for participants seeking **Continuing Education Units (CEUs)** in accordance with the rules & regulations of the International Accreditors for Continuing Education & Training (IACET). IACET is an international authority that evaluates programs according to strict, research-based criteria and guidelines. The CEU is an internationally accepted uniform unit of measurement in qualified courses of continuing education.

Haward Technology Middle East will award **3.0 CEUs** (Continuing Education Units) or **30 PDHs** (Professional Development Hours) for participants who completed the total tuition hours of this program. One CEU is equivalent to ten Professional Development Hours (PDHs) or ten contact hours of the participation in and completion of Haward Technology programs. A permanent record of a participant's involvement and awarding of CEU will be maintained by Haward Technology. Haward Technology will provide a copy of the participant's CEU and PDH Transcript of Records upon request.

- 
British Accreditation Council (BAC)

Haward Technology is accredited by the **British Accreditation Council** for **Independent Further and Higher Education** as an **International Centre**. BAC is the British accrediting body responsible for setting standards within independent further and higher education sector in the UK and overseas. As a BAC-accredited international centre, Haward Technology meets all of the international higher education criteria and standards set by BAC.

Accommodation

Accommodation is not included in the course fees. However, any accommodation required can be arranged at the time of booking.

Course Instructor(s)

This course will be conducted by the following instructor(s). However, we have the right to change the course instructor(s) prior to the course date and inform participants accordingly:



Mr. Andrew Ladwig is a **Senior Process & Mechanical Engineer** with over **25 years** of extensive experience within the **Oil & Gas, Refinery, Petrochemical & Power** industries. His expertise widely covers in the areas of **Ammonia Manufacturing & Process Troubleshooting, Distillation Towers, Crude Oil Distillation, Fundamentals of Distillation** for Engineers, **Distillation Operation and Troubleshooting, Advanced Distillation Troubleshooting, Distillation Technology, Vacuum Distillation, Ammonia Storage & Loading Systems, Ammonia Plant Operation, Troubleshooting & Optimization, Ammonia Recovery, Ammonia Plant Safety, Hazard of Ammonia Handling, Storage & Shipping, Operational Excellence in Ammonia Plants, Fertilizer**

Storage Management (Ammonia & Urea), Fertilizer Manufacturing Process Technology, Sulphur Recovery, Phenol Recovery & Extraction, Wax Sweating & Blending, Petrochemical & Fertilizer Plants, Nitrogen Fertilizer Production, Petroleum Industry Process Engineering, Refining Process & Petroleum Products, Refinery Planning & Economics, Safe Refinery Operations, Hydrotreating & Hydro-processing, Separators in Oil & Gas Industry, Gas Testing & Energy Isolations, Gas Liquor Separation, Industrial Liquid Mixing, Wax Bleachers, Extractors, Fractionation, Operation & Control of Distillation, Process of Crude ATM & Vacuum Distillation Unit, Water Purification, Water Transport & Distribution, Steam & Electricity, Flame Arrestors, Coal Processing, Environmental Emission Control, R&D of Wax Blending, Wax Molding/Slabbing, Industrial Drying, Principles, Selection & Design, Certified Process Plant Operations, Control & Troubleshooting, Operator Responsibilities, Storage Tanks Operations & Measurements, Process Plant Troubleshooting & Engineering Problem Solving, Process Plant Performance, Efficiency & Optimization, Continuous Improvement & Benchmarking, Process Troubleshooting Techniques, Oil & Gas Operation/Introduction to Surface Facilities, Pressure Vessel Operation, Process Equipment Performance & Troubleshooting, Plant Startup & Shutdown, Startup & Shutdown the Plant While Handling Abnormal Conditions, Flare & Relief System, Process Gas Plant Start-up, Commissioning & Problem Solving, Process Liquid and Process Handling & Measuring Equipment. Further, he is also well-versed in Compressors & Turbines Operation, Maintenance & Troubleshooting, Heat Exchanger Overhaul & Testing Techniques, Balancing of Rotating Machinery (BRM), Pipe Stress Analysis, Valves & Actuators Technology, Inspect & Maintain Safeguarding Vent & Relief System, Certified Inspectors for Vehicle & Equipment, Optimizing Equipment Maintenance & Replacement Decisions, Certified Maintenance Planner (CMP), Certified Planning and Scheduling Professional (AACE-PSP), Tank Design, Construction, Inspection & Maintenance, Material Cataloguing, Specifications, Handling & Storage, Steam Trap Design, Operation, Maintenance & Troubleshooting, Steam Trapping & Control, Column, Pump & Exchangers, Troubleshooting & Design, Rotating Equipment Operation & Troubleshooting, Control & ESD System, Detailed Engineering Drawings, Codes & Standards, Budget Preparation, Allocation & Cost Control, Root Cause Analysis (RCA), Production Optimization, Permit to Work (PTW), Project Engineering, Data Analysis, Process Hazard Analysis (PHA), HAZOP Study, Sampling & Analysis, Training Analysis, Job Analysis Techniques, Storage & Handling of Toxic Chemicals & Hazardous Materials, Hazardous Material Classification & Storage/Disposal, Dangerous Goods, Risk Monitoring Authorized Gas Tester (AGT), Confined Space Entry (CSE), Personal Protective Equipment (PPE), Fire & Gas, First Aid and Occupational Health & Safety.

During his career life, Mr. Ladwig has gained his practical experience through his various significant positions and dedication as the **Mechanical Engineer, Project Engineer, Reliability & Maintenance Engineer, Maintenance Support Engineer, Process Engineer, HSE Supervisor, Warehouse Manager, Quality Manager, Business Analyst, Senior Process Controller, Process Controller, Safety Officer, Mechanical Technician, Senior Lecturer and Senior Consultant/Trainer** for various companies such as the Sasol Ltd., Sasol Wax, Sasol Synfuels, just to name a few.

Mr. Ladwig has a **Bachelor's** degree in **Chemical Engineering** and a **Diploma in Mechanical Engineering**. Further, he is a **Certified Instructor/Trainer**, a **Certified Internal Verifier/Assessor/Trainer** by the **Institute of Leadership & Management (ILM)** and has delivered various trainings, workshops, seminars, courses and conferences internationally

Training Methodology

All our Courses are including **Hands-on Practical Sessions** using equipment, State-of-the-Art Simulators, Drawings, Case Studies, Videos and Exercises. The courses include the following training methodologies as a percentage of the total tuition hours:-

- 30% Lectures
- 20% Practical Workshops & Work Presentations
- 30% Hands-on Practical Exercises & Case Studies
- 20% Simulators (Hardware & Software) & Videos

In an unlikely event, the course instructor may modify the above training methodology before or during the course for technical reasons.

Course Fee

US\$ 5,500 per Delegate. This rate includes Participants Pack (Folder, Manual, Hand-outs, etc.), buffet lunch, coffee/tea on arrival, morning & afternoon of each day.

Course Program

The following program is planned for this course. However, the course instructor(s) may modify this program before or during the course for technical reasons with no prior notice to participants. Nevertheless, the course objectives will always be met:

Day 1: Sunday, 29th of Jun 2025

0730 – 0800	Registration & Coffee
0800 – 0815	Welcome & Introduction
0815 – 0830	PRE-TEST
0830 – 0900	Review of Course Objectives of Course • Timetables
0900 – 0915	Break
0915 – 1030	Control Valve Theory – Basic Principles Introduction • Definition of a Control Valve • Types of Energy • What is Happening Inside a Control Valve • Choked Flow • Cavitation • Flashing
1030 – 1100	Video Presentation
1100 – 1200	Control Valve Types Rotary • Linear
1200 – 1230	Video Clips
1230 – 1245	Break
1245 – 1330	Characteristics & Trims Valve Characteristics • Application Examples • Cavitation Control • Anti-Cavitation Trim • High Pressure Drop-Applications • Low Noise Trim • Diffusers
1330 – 1420	Control Valve Sizing General • Valve Coefficient (Cv) • Simplified Sizing Equation • Comparison of Valve Types • Turndown vs Rangeability
1420 – 1430	Recap Using this Course Overview, the Instructor(s) will Brief Participants about the Topics that were Discussed Today and Advise Them of the Topics to be Discussed Tomorrow
1430	Lunch & End of Day One



Day 2: Monday, 30th of June 2025

0730 – 0900	Process Considerations <i>End Connections • Face to Face Criteria • Materials Selection • Modes of Failure • Leakage Rates • International Standards</i>
0900 – 0915	<i>Break</i>
0915 – 0945	Video Clips
0945 – 1100	Actuators & Positioners <i>Types of Actuators • Linear Actuators • Rotary Actuators • Actuator Forces • Positioners • Fail Safe Actuators</i>
1100 – 1230	Video Clips
1230 – 1245	<i>Break</i>
1245 – 1315	Accessories <i>Auxiliary Hand-wheels • Pressure Regulators • Lock-up Valves • ON-OFF Valve • Position Transmitters • Volume Boosters • Limit Switches • Solenoid Valves</i>
1315 – 1400	Control Valve Selection <i>Introduction • Decision Criteria • Materials of Construction • Valve Characteristics • Actuator Considerations • Price Comparison • Selection Guidelines • Application Comparisons • Computer Sizing Programmes • Summary</i>
1400 – 1420	Video Clip
1420 – 1430	Recap <i>Using this Course Overview, the Instructor(s) will Brief Participants about the Topics that were Discussed Today and Advise Them of the Topics to be Discussed Tomorrow</i>
1430	<i>Lunch & End of Day Two</i>

Day 3: Tuesday, 01st of July 2025

0730 – 0800	Operational Issues <i>General Review • Installation • Maintenance • Troubleshooting • Corrosion • Galling</i>
0800 – 0900	Operation Checks <i>Control Valve Performance Characteristics – Dead Band • T63 • Response • Dead • Dynamic Time</i>
0900 – 0915	<i>Break</i>
0915 – 1100	Control Valve Performance <i>Process Variability • Dead Band • Actuator/Positioner Design • Valve Response Time • Valve Type & Characterisation • Valve Sizing</i>
1100 – 1230	Common Valve Problems <i>Water Hammer Effects • High Noise Levels • Noise Attenuation • Fugitive Emissions</i>
1230 – 1245	<i>Break</i>
1245 – 1330	Control Valve Failures & Potential Causes <i>Introduction • Physical Failures • Velocity Problems • Erosion by Cavitation • Erosion by Abrasion • Noise • Vibration</i>
1330 – 1420	The Three Approaches to Control Valve Maintenance <i>Reactive • Preventive • Predictive</i>
1420 – 1430	Recap <i>Using this Course Overview, the Instructor(s) will Brief Participants about the Topics that were Discussed Today and Advise Them of the Topics to be Discussed Tomorrow</i>
1430	<i>Lunch & End of Day Three</i>





Day 4: Wednesday, 02nd of July 2025

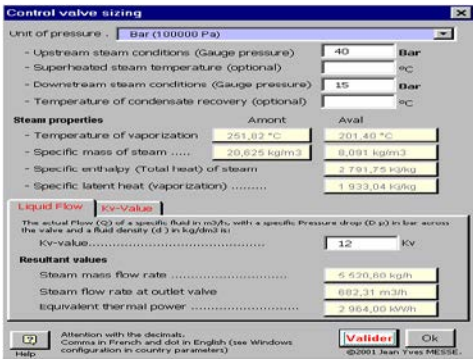
0730 – 0800	Immediate Maintenance or Repairing Action in Case of Any Discrepancies Disassembly Protocols • Critical Inspection • Lapping & Grinding • Assembly Clearances Setting • Pressure Testing & Sealing
0800 – 0900	Field Communications Analogue Signals • Digital Communications • Fieldbus Technologies
0900 – 0915	Break
0915 – 0945	Video Presentation
0945 – 1230	SMART Valves & Positioners Introduction • Development • Digital Valve Controllers • Case Study • Future Development
1230 – 1245	Break
1245 – 1420	Proof Testing & Diagnostic Safety Instrumented Systems – An Overview • Proof Testing • Partial Valve Stoking • Diagnostics
1420 – 1430	Recap Using this Course Overview, the Instructor(s) will Brief Participants about the Topics that were Discussed Today and Advise Them of the Topics to be Discussed Tomorrow
1430	Lunch & End of Day Four

Day 5: Thursday, 03rd of July 2025

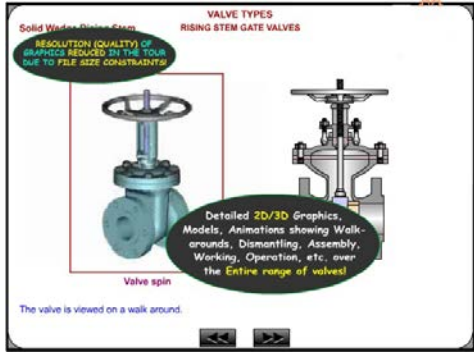
0730 – 0900	Fire Safe Valves Introduction • Requirements • Sealing & Leakage • Design Standards & Testing • Examples
0900 – 0915	Break
0915 – 1100	Addendum Typical Example • Choke Valve • Other Subjects
1100 – 1230	Practical Exercises
1230 – 1245	Break
1245 – 1345	Computer Sizing Programme Simple Water • Simple Air • High Pressure Drop Water • H2SO4
1345 – 1400	Course Conclusion Using this Course Overview, the Instructor(s) will Brief Participants about the Course Topics that were Covered During the Course
1400 – 1415	POST-TEST
1415 – 1430	Presentation of Course Certificates
1430	Lunch & End of Course

Simulators (Practical Sessions)

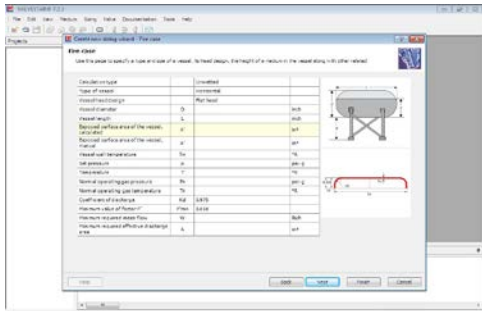
Practical sessions will be organized during the course for delegates to practice the theory learnt. Delegates will be provided with an opportunity to carryout various exercises using our state-of-the-art simulators “Valve Sizing Software”, “Valve Software 3.0”, “Valvestar 7.2 Software” and “PRV2SIZE Software”.



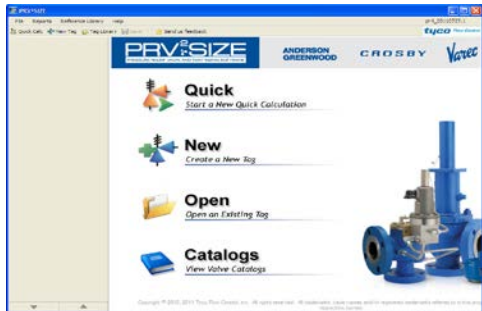
Valve Sizing Software



Valve Software 3.0



Valvestar 7.2 Software



PRV²SIZE Software

Course Coordinator

Jaryl Castillo, Tel: +974 4423 1327, Email: jaryl@haward.org