

COURSE OVERVIEW ME0122 Valves, Safety Relief Valves, Strainers & Steam Traps

Course Title

Valves, Safety Relief Valves, Strainers & Steam Traps

Course Date/Venue


January 04-08, 2026/Crowne Meeting Room,
Crowne Plaza Al Khobar, KSA

Course Reference

ME0122

Course Duration/Credits

Five days/3.0 CEUs/30 PDHs



Course Description



This practical and highly-interactive course includes various practical sessions and exercises. Theory learnt will be applied using our state-of-the-art simulators.

This course is designed to provide participants with a detailed and up-to-date overview of Valves, Relief Valves, Strainers and Steam Traps. Participants will gain a thorough understanding of the principles, applications, maintenance, and troubleshooting of these critical components in fluid and steam systems.



The course will cover the functions and difference among various types of valves covering gate valve, globe valve, plug valve, ball valve, check valve, needle valve, diaphragm valve and butterfly valve; the valve symbols and actuators; and the valve glossary and piping overview.



During this interactive course, participants will learn the safety relief valve types, functions and design features; the types of strainers comprising of temporary strainer, y-type strainer, mono-in-line strainer and duplex-strainer; the types of steam traps covering mechanical steam traps, thermostatic and fixed-orifice traps; the valve maintenance, preventive maintenance, start-up and overhauling; the valve leakage and proper installation, sizing and selection of valve; and the maximum allowable pressure drop.

Course Objectives

Upon the successful completion of this course, each participant will be able to:-

- Apply and gain an in-depth knowledge on valves, safety relief valves, strainers and steam traps
- Discuss valves and its principal functions
- Distinguish the difference among various types of valves including gate valve, globe valve, plug valve, ball valve, check valve, needle valve, diaphragm valve and butterfly valve
- Illustrate valve symbols and actuators
- Review valve glossary and piping overview as well as safety relief valves, definitions, types, functions and design features
- Discuss numerous types of strainers including temporary strainer, y-type strainer, mono-in-line strainer and duplex-strainer as well as the types of steam traps including mechanical steam traps, thermostatic and fixed-orifice traps
- Employ valve maintenance, preventive maintenance, start-up and overhauling
- Identify valve leakage in all types and carryout proper installation, sizing and selection of valve
- Analyze maximum allowable pressure drop

Exclusive Smart Training Kit - H-STK®



*Participants of this course will receive the exclusive “Haward Smart Training Kit” (H-STK®). The H-STK® consists of a comprehensive set of technical content which includes **electronic version** of the course materials conveniently saved in a **Tablet PC**.*

Who Should Attend

This course provides an overview of all significant aspects and considerations of valves, safety relieve valves, strainers and stream traps for maintenance engineers, application engineers, inspection engineers, mechanical engineers, under-development engineers, electrical/electronics engineers, control systems and instrumentation engineers, production engineers, wellhead & drilling engineers and the new valve designers. Further, this course is essential for supervisors, foremen and other technical staff.

Training Methodology

All our Courses are including **Hands-on Practical Sessions** using equipment, State-of-the-Art Simulators, Drawings, Case Studies, Videos and Exercises. The courses include the following training methodologies as a percentage of the total tuition hours:-

- 30% Lectures
- 20% Practical Workshops & Work Presentations
- 30% Hands-on Practical Exercises & Case Studies
- 20% Simulators (Hardware & Software) & Videos

In an unlikely event, the course instructor may modify the above training methodology before or during the course for technical reasons.


Course Certificate(s)

- (1) Internationally recognized Competency Certificates and Plastic Wallet Cards will be issued to participants who completed a minimum of 80% of the total tuition hours and successfully passed the exam at the end of the course. Certificates are valid for 5 years.

Recertification is FOC for a Lifetime.

Sample of Certificates

The following are samples of the certificates that will be awarded to course participants:-



- (2) Official Transcript of Records will be provided to the successful delegates with the equivalent number of ANSI/IACET accredited Continuing Education Units (CEUs) earned during the course.



Haward Technology Middle East
Continuing Professional Development (HTME-CPD)

Page 1 of 1

CEUs

CEU Official Transcript of Records

TOR Issuance Date: 20-Sep-18

HTME No. PAR10047

Participant Name: Salem Al Nabhani

Program Ref.	Program Title	Program Date	No. of Contact Hours	CEU's
ME0122	Valves, Safety Relief Valves, Strainers & Steam Traps	September 16-20, 2018	30	3.0

Total No. of CEU's Earned as of TOR Issuance Date **3.0**

TRUE COPY



Maricel De Guzman
Academic Director

Haward Technology has been approved as an Authorized Provider by the International Association for Continuing Education and Training (IACET), 1760 Old Meadow Road, Suite 500, McLean, VA 22102, USA. In obtaining this approval, Haward Technology has demonstrated that it complies with the ANSI/IACET 1-2013 Standard which is widely recognized as the standard of good practice internationally. As a result of their Authorized Provider membership status, Haward Technology is authorized to offer IACET CEUs for programs that qualify under the ANSI/IACET 1-2013 Standard.

Haward Technology's courses meet the professional certification and continuing education requirements for participants seeking Continuing Education Units (CEUs) in accordance with the rules & regulations of the International Association for Continuing Education & Training (IACET). IACET is an international authority that evaluates programs according to strict, research-based criteria and guidelines. The CEU is an internationally accepted uniform unit of measurement in qualified courses of continuing education.

Haward Technology is accredited by












P.O. Box 26070, Abu Dhabi, United Arab Emirates | Tel.: +971 2 3091 714 | Fax: +971 2 3091 716 | E-mail: info@haward.org | Website: www.haward.org

Certificate Accreditations

Certificates are accredited by the following international accreditation organizations: -

- 

British Accreditation Council (BAC)

Haward Technology is accredited by the **British Accreditation Council** for **Independent Further and Higher Education** as an **International Centre**. BAC is the British accrediting body responsible for setting standards within independent further and higher education sector in the UK and overseas. As a BAC-accredited international centre, Haward Technology meets all of the international higher education criteria and standards set by BAC.
- 

The International Accreditors for Continuing Education and Training (IACET - USA)

Haward Technology is an Authorized Training Provider by the International Accreditors for Continuing Education and Training (IACET), 2201 Cooperative Way, Suite 600, Herndon, VA 20171, USA. In obtaining this authority, Haward Technology has demonstrated that it complies with the **ANSI/IACET 2018-1 Standard** which is widely recognized as the standard of good practice internationally. As a result of our Authorized Provider membership status, Haward Technology is authorized to offer IACET CEUs for its programs that qualify under the **ANSI/IACET 2018-1 Standard**.

Haward Technology's courses meet the professional certification and continuing education requirements for participants seeking **Continuing Education Units (CEUs)** in accordance with the rules & regulations of the International Accreditors for Continuing Education & Training (IACET). IACET is an international authority that evaluates programs according to strict, research-based criteria and guidelines. The CEU is an internationally accepted uniform unit of measurement in qualified courses of continuing education.

Haward Technology Middle East will award **3.0 CEUs** (Continuing Education Units) or **30 PDHs** (Professional Development Hours) for participants who completed the total tuition hours of this program. One CEU is equivalent to ten Professional Development Hours (PDHs) or ten contact hours of the participation in and completion of Haward Technology programs. A permanent record of a participant's involvement and awarding of CEU will be maintained by Haward Technology. Haward Technology will provide a copy of the participant's CEU and PDH Transcript of Records upon request.

Accommodation

Accommodation is not included in the course fees. However, any accommodation required can be arranged at the time of booking.

Course Fee

US\$ 5,500 per Delegate + **VAT**. This rate includes H-STK® (Haward Smart Training Kit), buffet lunch, coffee/tea on arrival, morning & afternoon of each day.

Course Instructor(s)

This course will be conducted by the following instructor(s). However, we have the right to change the course instructor(s) prior to the course date and inform participants accordingly:



Mr. Karl Thanasis, PEng, MSc, MBA, BSc, is **Senior Mechanical & Maintenance Engineer** with over **30 years** of extensive industrial experience. His wide expertise includes **Piping & Pipeline**, Maintenance, Repair, **Shutdown, Turnaround & Outages**, **Maintenance & Reliability** Management, **Mechanical Maintenance** Planning, Scheduling & Work Control, Advanced Techniques in **Maintenance** Management, **Predictive & Preventive** Maintenance, **Maintenance & Operation Cost Reduction** Techniques, Reliability

Centered Maintenance (RCM), **Machinery Failure Analysis**, **Rotating Equipment Reliability** Optimization & Continuous Improvement, **Material Cataloguing**, **Mechanical & Rotating Equipment** Troubleshooting & Maintenance, **Root Cause Analysis & Reliability** Improvement, **Condition Monitoring**, **Root Cause Failure Analysis (RCFA)**, **Steam Generation**, **Steam Turbines**, **Power Generator Plants**, **Gas Turbines**, **Combined Cycle Plants**, **Boilers**, **Process Fired Heaters**, Air Preheaters, Induced Draft Fans, All Heaters Piping Work, Refractory Casting, Heater Fabrication, Thermal & Fired Heater Design, **Heat Exchangers**, Heat Transfer, Coolers, **Power Plant** Performance, Efficiency & Optimization, **Storage Tank** Design & Fabrication, **Thermal Power Plant** Management, **Boiler & Steam** System Management, **Pump** Operation & Maintenance, **Chiller & Chiller Plant** Design & Installation, **Pressure Vessel**, **Safety Relief Valve** Sizing & Selection, **Valve** Disassembling & Repair, Pressure Relief Devices (PSV), **Hydraulic & Pneumatic** Maintenance, Advanced **Valve** Technology, **Pressure Vessel** Design & Fabrication, **Pumps**, Turbo-Generator, Turbine **Shaft Alignment**, **Lubrication**, Mechanical **Seals**, Packing, **Blowers**, **Bearing** Installation, **Couplings**, **Clutches** and **Gears**. Further, he is also versed in **Wastewater Treatment** Technology, **Networking System**, **Water Network Design**, Industrial **Water Treatment** in Refineries & Petrochemical Plants, **Piping System**, Water Movement, Water Filtering, Mud Pumping, **Sludge Treatment** and **Drying**, **Aerobic Process** of **Water Treatment** that includes **Aeration**, **Sedimentation** and **Chlorination Tanks**. His strong background also includes **Design** and **Sizing** of all **Waste Water Treatment Plant Associated Equipment** such as **Sludge Pumps**, **Filters**, **Metering Pumps**, **Aerators** and **Sludge Decanters**.

Mr. Thanasis has acquired his thorough and practical experience as the **Project Manager**, **Plant Manager**, **Area Manager - Equipment Construction**, **Construction Superintendent**, **Project Engineer** and **Design Engineer**. His duties covered **Plant Preliminary Design**, **Plant Operation**, **Write-up of Capital Proposal**, **Investment Approval**, **Bid Evaluation**, **Technical Contract Write-up**, **Construction** and **Sub-contractor Follow up**, **Lab Analysis**, **Sludge Drying** and **Management of Sludge Odor** and **Removal**. He has worked in various companies worldwide in the **USA**, **Germany**, **England** and **Greece**.

Mr. Thanasis is a **Registered Professional Engineer** in the **USA** and **Greece** and has a **Master** and **Bachelor** degrees in **Mechanical Engineering** with **Honours** from the **Purdue University** and **SIU** in **USA** respectively as well as an **MBA** from the **University of Phoenix** in **USA**. Further, he is a **Certified Internal Verifier/Trainer/Assessor** by the **Institute of Leadership & Management (ILM)** a **Certified Instructor/Trainer** and has delivered numerous trainings, courses, seminars, workshops and conferences worldwide.

Course Program

The following program is planned for this course. However, the course instructor(s) may modify this program before or during the course for technical reasons with no prior notice to participants. Nevertheless, the course objectives will always be met:

Day 1: Sunday, 04th of January 2026

0730 – 0800	Registration & Coffee
0800 – 0815	Welcome & Introduction
0815 – 0830	PRE-TEST
0830 – 0930	Introduction to Valves
0930 – 0945	Break
0945 – 1100	Principal Functions of Valves
1100 – 1230	Gate Valve
1230 – 1245	Break
1245 – 1420	Globe Valve
1420 – 1430	Recap
1430	Lunch & End of Day One

Day 2: Monday, 05th of January 2026

0730 – 0930	Plug Valve
0930 – 0945	Break
0945 – 1100	Ball Valve
1100 – 1230	Check Valve
1230 – 1245	Break
1245 – 1420	Needle Valve
1420 – 1430	Recap
1430	Lunch & End of Day Two

Day 3: Tuesday, 06th of January 2026

0730 – 0930	Diaphragm Valve
0930 – 0945	Break
0945 – 1100	Butterfly Valve
1100 – 1230	Valve Symbols
1230 – 1245	Break
1245 – 1420	Valve Actuators
1420 – 1430	Recap
1430	Lunch & End of Day Three

Day 4: Wednesday, 07th of January 2026

0730 – 0830	Valve Glossary & Piping Overview
0830 – 0930	Safety Relief Valves Definitions • Types • Functions • Design Features
0930 – 0945	Break
0945 – 1100	Types of Strainers Temporary Strainer • Y-Type Strainer • Mono-in-Line Strainer • Duplex Strainer

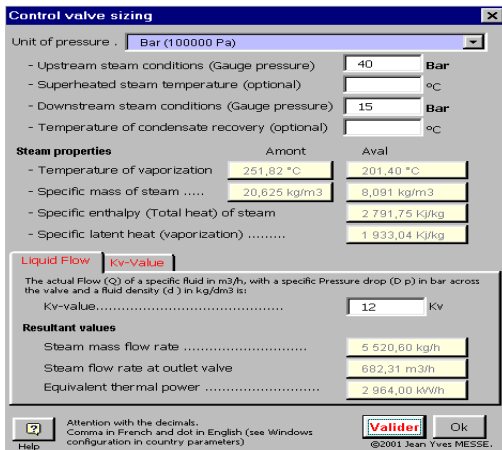
1100 – 1230	Types of Steam Traps <i>Mechanical Steam Traps • Thermostatic • Fixed-Orifice</i>
1230 – 1245	<i>Break</i>
1245 – 1420	Valve Maintenance <i>Preventive Maintenance • Prior to Start-up • After Start-up • Workshop Overhaul & Maintenance Tips</i>
1420 – 1430	Recap
1430	<i>Lunch & End of Day Four</i>

Day 5: Thursday, 08th of January 2026

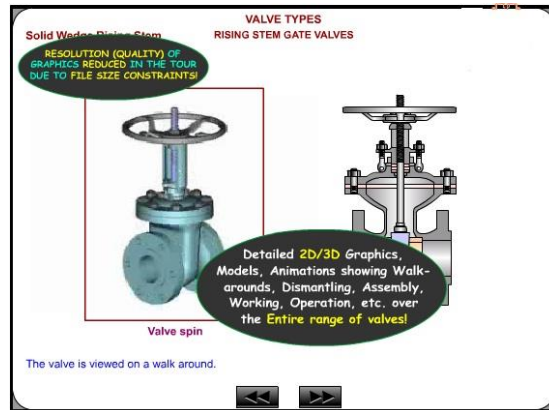
0730 – 0930	Valve Leakage
0930 – 0945	<i>Break</i>
0945 – 1100	Valve Installation
1100 – 1230	Valve Sizing & Selection
1230 – 1245	<i>Break</i>
1245 – 1300	Maximum Allowable Pressure Drop
1300 – 1400	COMPETENCY EXAM
1400 – 1415	Course Conclusion
1415 – 1430	<i>Presentation of Course Certificates</i>
1430	<i>Lunch & End of Course</i>

Simulator (Hands-on Practical Sessions)

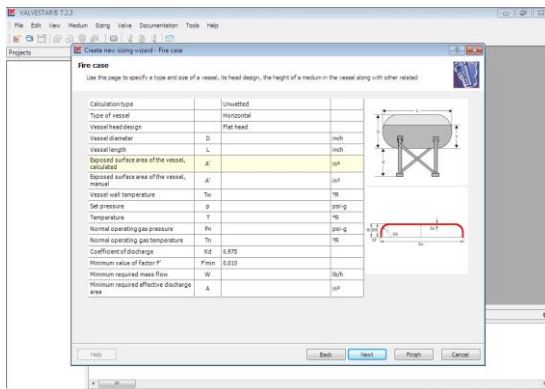
Practical sessions will be organized during the course for delegates to practice the theory learnt. Delegates will be provided with an opportunity to carryout various exercises using the “Valve Sizing Software, Valve Software 3.0, Valvestar 7.2 Software, PRV2SIZE Software” simulator.



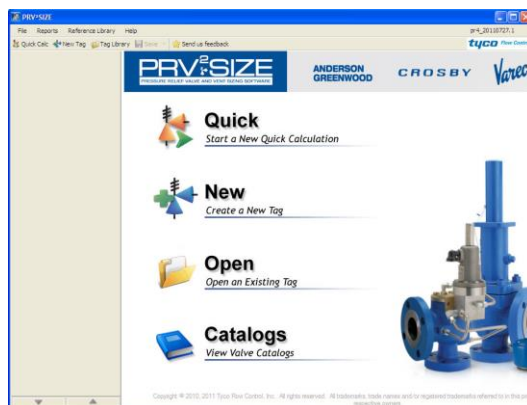
Valve Sizing Software



Valve Software 3.0



Valvestar 7.2 Software



PRV2SIZE Software

Course Coordinator

Mari Nakintu, Tel: +971 2 30 91 714, Email: mari1@haward.org