



COURSE OVERVIEW IE0150-4D

Distributed Control System (DCS) Applications, Selection & Troubleshooting

Course Title

Distributed Control System (DCS) Applications, Selection & Troubleshooting

Course Date/Venue

September 02-05, 2024/Boardroom 1, Elite Byblos Hotel Al Barsha, Sheikh Zayed Road, Dubai, UAE

Course Reference

IE0150-4D

Course Duration/Credits

Four days/2.4 CEUs/24 PDHs

Course Description



This practical and highly-interactive course includes various practical sessions and exercises. Theory learnt will be applied using one of our state-of-the-art simulators.



Since its inception, the concept of Distributed Control Systems has swept alternative control technologies from the field. The substantial growth in grass-roots construction of plants in the traditional heavy process industries, such as power generation, refining, oil and gas, water and petrochemicals is driving significant growth in the utilization of Distributed Control Systems (DCS). The broad architecture of a solution involves either a direct connection to physical equipment, such as switches, pumps and valves or connection via a fieldbus communication system.



With the advent of high speed data highways and locally collected plant information, Distributed Control Systems are being used to reduce cabling costs, as well as the implementation of advanced control strategies. The course will cover the practical applications of Distributed Control Systems. The course is based on a selection of subjects that either have had a strong impact on distributed systems today, or explore novel ideas which may be important in the future. Other subjects cover important aspects of distributed systems such as data communications, SCADA and Safety Instrumented Systems plus PLC applications.

The evolution of computer control systems is discussed in this course and the architecture of contemporary DCS offerings is described in general terms. The course covers hardware, configuration, data communications, user interfaces and I/O devices. In addition, the course introduces the general maintenance requirements of the DCS. It covers troubleshooting techniques using DCS self-diagnostics and the various diagnostic displays available to the engineers and technicians as well as safe and proper component replacement procedures for cards, modules and power supplies.

The course also looks at the different methods of tuning three term controllers using the various Zeigler- Nichols approaches.

Course Objectives

Upon the successful completion of this course, each participant will be able to:-

- Apply an in-depth knowledge and skills in DCS systems and implement systematic principles, applications, selection and troubleshooting techniques and methods
- Identify the DCS hardware & software particularly the traditional process controllers, programming, execution time, configuration, etc
- List the parts and configuration of the SCADA system and determine its basic architecture and levels of hierarchy
- Differentiate DCS from PLC and SCADA and discuss their features and functions
- Determine the types of DCS used in petroleum refining processes and explain their specific function in each process
- Employ the concepts of alarm management system including its types, features, architecture and functions
- Discuss the concepts of humans in control and identify the factors that contribute in the following concept
- Recognize the safety considerations involved in DCS such as intrinsic safety, explosion, approval standards, oxygen, etc
- Identify types of redundancy and recognize how it works
- Appreciate the principles analogue and digital field communications and discuss its transmitter classifications, intrinsic safety, fieldbus communications & technologies, etc
- Discuss the concepts of safety instrumented systems and explain its functions, integration and hazard and risk analysis
- Explain the maintenance considerations of DCS and identify the various types of failures and faults
- Select the proper DCS system for each application and determine the system specification, its functional description and diagrams

Exclusive Smart Training Kit - H-STK®



Participants of this course will receive the exclusive “Haward Smart Training Kit” (H-STK®). The H-STK® consists of a comprehensive set of technical content which includes **electronic version** of the course materials, sample video clips of the instructor’s actual lectures & practical sessions during the course conveniently saved in a **Tablet PC**.

Who Should Attend


This course provides an overview of all significant aspects and considerations of distributed control system for managers, engineers and other technical staff who are responsible for the selection, application, implementation and troubleshooting of distributed control systems (DCS). Personnel in technical positions who want to know more about distributed control systems will also benefit from the practical approach of this course.

Course Certificate(s)

Internationally recognized certificates will be issued to all participants of the course who completed a minimum of 80% of the total tuition hours.

Certificate Accreditations


Certificates are accredited by the following international accreditation organizations: -

- 
The International Accreditors for Continuing Education and Training (IACET- USA)

Haward Technology is an Authorized Training Provider by the International Accreditors for Continuing Education and Training (IACET), 2201 Cooperative Way, Suite 600, Herndon, VA 20171, USA. In obtaining this authority, Haward Technology has demonstrated that it complies with the **ANSI/IACET 2018-1 Standard** which is widely recognized as the standard of good practice internationally. As a result of our Authorized Provider membership status, Haward Technology is authorized to offer IACET CEUs for its programs that qualify under the **ANSI/IACET 2018-1 Standard**.

Haward Technology's courses meet the professional certification and continuing education requirements for participants seeking **Continuing Education Units (CEUs)** in accordance with the rules & regulations of the International Accreditors for Continuing Education & Training (IACET). IACET is an international authority that evaluates programs according to strict, research-based criteria and guidelines. The CEU is an internationally accepted uniform unit of measurement in qualified courses of continuing education.

Haward Technology Middle East will award **2.4 CEUs** (Continuing Education Units) or **24 PDHs** (Professional Development Hours) for participants who completed the total tuition hours of this program. One CEU is equivalent to ten Professional Development Hours (PDHs) or ten contact hours of the participation in and completion of Haward Technology programs. A permanent record of a participant's involvement and awarding of CEU will be maintained by Haward Technology. Haward Technology will provide a copy of the participant's CEU and PDH Transcript of Records upon request.

- 
British Accreditation Council (BAC)

Haward Technology is accredited by the **British Accreditation Council** for **Independent Further and Higher Education** as an **International Centre**. BAC is the British accrediting body responsible for setting standards within independent further and higher education sector in the UK and overseas. As a BAC-accredited international centre, Haward Technology meets all of the international higher education criteria and standards set by BAC.

Course Instructor(s)

This course will be conducted by the following instructor(s). However, we have the right to change the course instructor(s) prior to the course date and inform participants accordingly:



Dr. Ahmed El-Sayed, PhD, MSc, BSc, is a **Senior Electrical & Instrumentation Engineer** with **35 years** of extensive experience within the **Oil, Gas, Power, Petroleum, Petrochemical and Utilities** industries. His experience widely covers in the areas of **Advanced Distributed Control System (DCS), DCS Operation & Configuration, DCS Troubleshooting, DCS Yokogawa ProSafe-RS Safety Instrumented System, DCS Yokogawa Centum VP, DCS Emerson DeltaV, DCS GE Mark VI**, **Programmable Logic Controller (PLC), Supervisory Control & Data Acquisition (SCADA) Systems, Siemens PLC Simatic S7-400/S7-300/S7-200, Siemens SIMATIC S7 Maintenance & Configuration, Siemens WINCC, SCADA System: Siemens SIMATIC & WinCC, Process Control, Control Systems & Data Communications, Instrumentation, Automation, Valve Tuning, Safety Instrumented Systems (SIS), Safety Integrity Level (SIL), Emergency Shutdown (ESD), Telemetry Systems, Boiler Control & Instrumentation, Advanced Process Control (APC) Technology, Bently Vibration Rack 3500 Training, Maintenance & Troubleshooting of 11KV Breaker ABB type VD4, Rotork make MOVs Operation & Maintenance, Air Compressor "Atlas Copco", Practical Fiber-Optics Technology, Compressor Control & Protection, GE Gas Turbines, Alarm Management Systems, Engine Management System, Fieldbus Systems, NEC (National Electrical Code), NESC (National Electrical Safety Code), Electrical Safety, Electrical Hazards Assessment, Electrical Equipment, Electrical Transient Analysis Program (ETAP), Power Quality, Power Network, Power Distribution, Distribution Systems, Power Systems Control, Power Systems Security, Power Electronics, Power System Harmonics, Power System Planning, Control & Stability, Power Flow Analysis, Smart Grid & Renewable Integration, Power System Protection & Relaying, Economic Dispatch & Grid Stability Constraints in Power Plants, Electrical Demand Side Management (DSM), Electrical Substations, Substation Automation Systems & Application (IEC 61850), Distribution Network System Design, Distribution Network Load, Electrical Distribution Systems, Generator Maintenance & Troubleshooting, Generator Excitation Systems & AVR, Transformer Maintenance & Testing, Lock-Out & Tag-Out (LOTO), Confined Workspaces and Earthing & Grounding**. He is currently the **Systems Control Manager** of **Siemens** where he is in-charge of **Security & Control of Power Transmission Distribution & High Voltage Systems** and he further takes part in the **Load Records Evaluation & Transmission Services Pricing**.

During his career life, Dr. Ahmed has been actively involved in different Power System Activities including Roles in **Power System Planning, Analysis, Engineering, HV Substation Design, Electrical Service Pricing, Evaluations & Tariffs, Project Management, Teaching and Consulting**. His vast industrial experience was honed greatly when he joined many International and National Companies such as **Siemens, Electricity Authority, Egyptian Electricity Holding, Egyptian Refining Company (ERC), GASCO, Tahrir Petrochemicals Project, and ACETO** industries as the **Instrumentation & Electrical Service Project Manager, Energy Management Engineer, Department Head, Assistant Professor, Project Coordinator, Project Assistant and Managing Board Member** where he focused more on dealing with **Technology Transfer, System Integration Process and Improving Localization**. He was further greatly involved in manufacturing some of **Power System and Control & Instrumentation Components** such as **Series of Digital Protection Relays, MV VFD, PLC and SCADA System** with intelligent features.

Dr. Ahmed has **PhD, Master's & Bachelor's** degree in **Electrical Engineering** from the **University of Wisconsin Madison, USA** and **Ain Shams University**, respectively. Further, he is a **Certified Instructor/Trainer, a Certified Internal Verifier/ Assessor/Trainer** by the **Institute of Leadership and Management (ILM)**, an active member of **IEEE and ISA** as well as numerous technical and scientific papers published internationally in the areas of **Power Quality, Superconductive Magnetic Energy Storage, SMES role in Power Systems, Power System Blackout Analysis, and Intelligent Load Shedding Techniques** for preventing **Power System Blackouts, HV Substation Automation and Power System Stability**.

Training Methodology

All our Courses are including **Hands-on Practical Sessions** using equipment, State-of-the-Art Simulators, Drawings, Case Studies, Videos and Exercises. The courses include the following training methodologies as a percentage of the total tuition hours:-

- 30% Lectures
- 20% Practical Workshops & Work Presentations
- 30% Hands-on Practical Exercises & Case Studies
- 20% Simulators (Hardware & Software) & Videos

In an unlikely event, the course instructor may modify the above training methodology before or during the course for technical reasons.

Course Fee

US\$ 4,500 per Delegate + **VAT**. This rate includes H-STK® (Haward Smart Training Kit), buffet lunch, coffee/tea on arrival, morning & afternoon of each day.

Accommodation

Accommodation is not included in the course fees. However, any accommodation required can be arranged at the time of booking.

Course Program

The following program is planned for this course. However, the course instructor(s) may modify this program before or during the course for technical reasons with no prior notice to participants. Nevertheless, the course objectives will always be met:

Day 1: Monday, 02nd of September 2024

0730 – 0800	<i>Registration & Coffee</i>
0800 – 0815	<i>Welcome & Introduction</i>
0815 – 0830	PRE-TEST
0830 – 0845	Review of Course <i>Objectives of Course • Timetables</i>
0845 – 0900	Basic Control Concepts <i>Definitions • Variables • Basic Elements • Manual Control • Feedback Control • System Responses • ON – OFF Control • Three Term Control</i>
0900 – 0930	Video Presentation <i>Three Term Control</i>
0930 – 0945	<i>Break</i>
0945 – 1030	Introduction to Control Systems <i>History • Direct Digital Control • Centralised Computer Control • Distributed Control Systems • Programmable Logic Controllers</i>
1030 – 1130	Video Presentation <i>Distributed Control Systems</i>
1130 – 1230	Modes of Control <i>Stability • Ultimate Gain • Tuning Methods • Quarter Decay Ratio • Ratio Control • Application Examples</i>



1230 – 1245	Break
1245 – 1345	Video Presentation Advanced Process Control
1345 – 1420	DCS Hardware & Software Traditional Process Controllers • Architecture of Controllers • Software • Programming • Execution Time • Programming vs Configuration • Function Blocks • Connections to the Controller
1420 – 1430	Recap Using this Course Overview, the Instructor(s) will Brief Participants about the Topics that were Discussed Today & Advise Them of the Topics to be Discussed Tomorrow
1430	Lunch & End of Day One

Day 2: Tuesday, 03rd of September 2024

0730 – 0830	Video Presentation Kent Freelance 800F
0830 – 0900	SCADA Systems Basic Architecture • Levels of Hierarchy • Communication Systems • SCADA Configuration
0900 – 0930	Video Presentation SCADA Case Study
0930 – 0945	Break
0945 – 1030	DCS vs PLC vs SCADA General • Distributed Control Systems • Programmable Logic Controllers • SCADA Systems • Major Differences • Hybrid Systems • Summary
1030 – 1100	DCS in Petroleum Refining Distillation/Fractionation • Cracking • Treatment • Reforming • Oil & Gas Applications • Case Study
1100 – 1230	DCS Types Main Concepts – General • Honeywell Experion PKS • Emerson Delta V • Yokogawa CENTUM • Foxboro/A
1230 – 1245	Break
1245 – 1300	Alarm Management Introduction • Architecture • Update Times • Speed of Response • Operator Considerations • Alarm Types • Alarm Displays • Alarm Priorities • Alarm Functions • Hierarchies • Summaries • Seven Steps to Alarm Management
1300 – 1420	Video Presentation Explosion at BP Refinery, Texas City
1420 – 1430	Recap Using this Course Overview, the Instructor(s) will Brief Participants about the Topics that were Discussed Today & Advise Them of the Topics to be Discussed Tomorrow
1430	Lunch & End of Day Two

Day 3: Wednesday, 04th of September 2024

0730 – 0830	Humans in Control The Process of Control • Touring the Plant with all the Senses • Control Panel Considerations • Work Stations • Look & Feel • Displays
0830 – 0900	Safety Considerations Intrinsic Safety • Explosion-proof Standard • Approval Standards • Oxygen
0900 – 0930	Redundancy General • How Does It Work? • Device Redundancy • Network Redundancy • Port Redundancy • System Redundancy • Power Supply Redundancy • Cable Reliability



0930 – 0945	<i>Break</i>
0945 – 1030	Video Presentation <i>PLC Redundancy</i>
1030 – 1130	Analogue Field Communications <i>Introduction • Transmitter Classifications • Intrinsic Safety • HART & 4 – 2-mA • Driving the Circuit</i>
1130 – 1230	Smart Measurement <i>Introduction • Features • Brief Specification • Overview • Application • Multi-Variable Transmitter</i>
1230 – 1245	<i>Break</i>
1245 – 1400	Digital Field Communications <i>Data Highway • Fieldbus Communications • Advantages of Fieldbus • Fieldbus Technologies • HART • Foundation Fieldbus • Profibus</i>
1400 – 1420	Video Presentation <i>HART Protocol</i>
1420 – 1430	Recap <i>Using this Course Overview, the Instructor(s) will Brief Participants about the Topics that were Discussed Today & Advise Them of the Topics to be Discussed Tomorrow</i>
1430	<i>Lunch & End of Day Three</i>

Day 4: Thursday, 05th of September 2024

0730 – 0830	Safety Instrumented Systems <i>Preview • Concept • Safety Instrumented Function (SIF) • Safety Instrumented Systems (SIS) • Safety Integrity Level (SIL) • Hazard & Risk Analysis • Safety PLC • General Notes</i>
0830 – 0930	Maintenance Considerations <i>Mean Time Between Failures • Spare Parts • Types of Failures • Types of Faults • Diagnostics</i>
0930 – 0945	<i>Break</i>
0945 – 1030	System Specification <i>Functional Description • Process Diagrams • P & ID's • Loop Diagrams • HAZOP • Instrument Index</i>
1030 – 1230	New Trends Wireless Technology <i>Introduction • Application • Installation • Network Architecture • System Integrity • Wireless in Oil & Gas • Wireless Transmitters</i>
1230 – 1245	<i>Break</i>
1245 – 1300	Review
1300 – 1345	Wrap-up Session
1345 - 1400	Course Conclusion <i>Using this Course Overview, the Instructor(s) will Brief Participants about the Course Topics that were Covered During the Course</i>
1400 – 1415	POST-TEST
1415 – 1430	<i>Presentation of Course Certificates</i>
1430	<i>Lunch & End of Course</i>

Simulator (Hands-on Practical Sessions)

Practical sessions will be organized during the course for delegates to practice the theory learnt. Delegates will be provided with an opportunity to carryout various exercises using one of our state-of-the-art simulators “Allen Bradley SLC 500”, “AB Micrologix 1000 (Digital or Analog)”, “AB SLC5/03”, “AB WS5610 PLC”, “Siemens S7-1200”, Siemens S7-400” “Siemens SIMATIC S7-300”, “Siemens S7-200” “GE Fanuc Series 90-30 PLC”, “Siemens SIMATIC Step 7 Professional Software”, “HMI SCADA”, “RSLogix 5000”, “Logix5555”, “Schneider Electric Magelis HMISTU” and “Automation Simulator”.



Allen Bradley SLC 500 Simulator



Allen Bradley Micrologix 1000 Simulator (Digital)



Allen Bradley Micrologix 1000 Simulator (Analog)




Allen Bradley SLC 5/03



Allen Bradley WS5610 PLC Simulator PLC5



Siemens S7-1200 Simulator



Siemens S7-400 Simulator



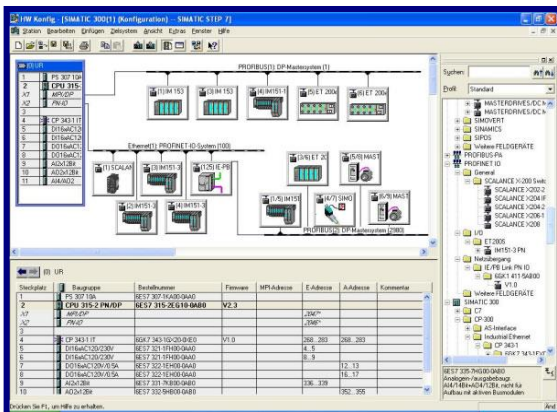
Siemens SIMATIC S7-300



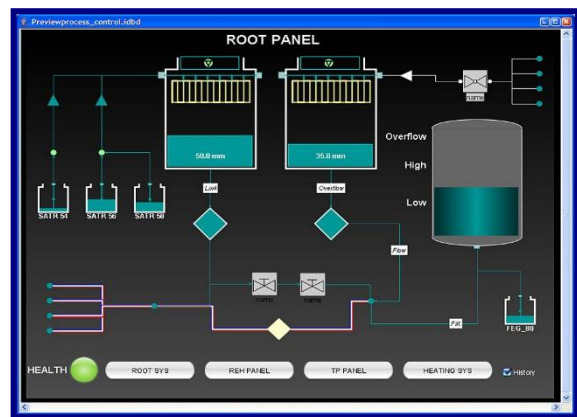
Siemens S7-200 Simulator



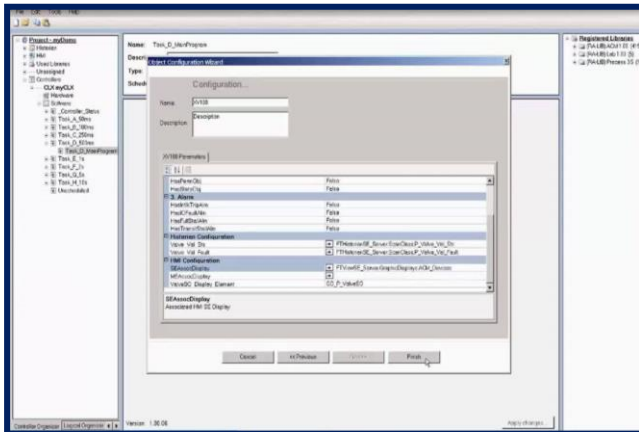
GE Fanuc Series 90-30 PLC Simulator



Siemens SIMATIC Step 7 Professional Software



HMI SCADA



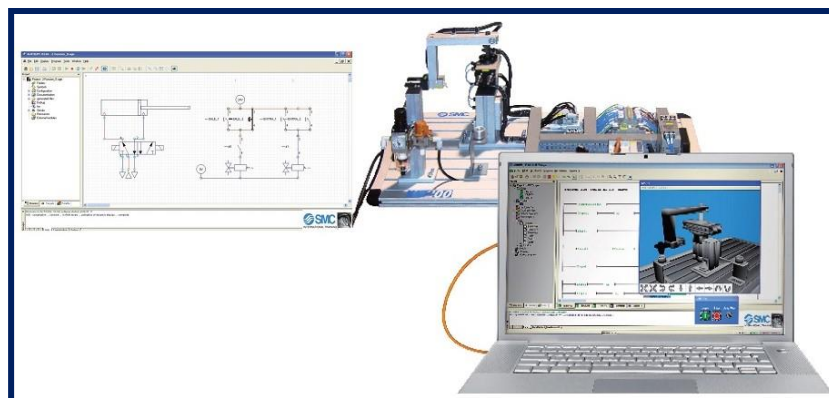
RSLogix 5000



Logix5555



Schneider Electric Magelis HMISTU



AutoSIM – 200 Automation Simulator

Course Coordinator

Mari Nakintu, Tel: +971 2 30 91 714, Email: mari1@haward.org