



COURSE OVERVIEW ME0740 API 650: Welded Tanks for Oil Storage

Course Title

API 650: Welded Tanks for Oil Storage

Course Reference

ME0740

Course Duration/Credits

Five days/3.0 CEUs/30 PDHs



Course Date/Venue

Session(s)	Date	Venue
1	January 13-17, 2025	Ajman Meeting Room, Grand Millennium Al Wahda Hotel, Abu Dhabi, UAE
2	April 20-24, 2025	Al Khobar Meeting Room, Hilton Garden Inn, Al Khobar, KSA
3	July 06-10, 2025	Oryx Meeting Room, Double Tree by Hilton Al Saad, Doha, Qatar
4	October 12-16, 2025	Boardroom 1, Elite Byblos Hotel Al Barsha, Sheikh Zayed Road, Dubai, UAE

Course Description



This practical and highly-interactive course includes various practical sessions and exercises. Theory learnt will be applied using our state-of-the-art simulators.



Storage tanks store a diverse variety of liquids used in the hydrocarbon processing industry at oil/gas fields, refineries, petrochemical plants, marine terminals, bulk storage, oil depots and marketing terminals. They are also part of the support facilities in other industries, such as fuel storage tanks at power plants. These tanks have gained importance and visibility in recent years due to failures that have resulted in hydrocarbon spills and environmental impact. Following these incidents, there has been a marked increase in governmental regulation and industry attention to tanks.



A tank maintenance and integrity evaluation programme can only be effective if it also considers tank design requirements. Recognizing the primary features of these tanks and understanding how they are designed provide the information needed to better understand their maintenance requirements. The course focuses on atmospheric storage tank design requirements in accordance with API 650.

The course includes slides of actual installations, sample problems, and classroom exercises to illustrate specific points and give course participants the opportunity to practice application of the topics discussed. It is recommended that participants bring copies of API 650 to the course. Participants are asked to bring their laptops or hand-held calculators to the course.





This course is meant for providing the participants with the knowledge about types of conventional storage tanks, fixed and floating roof tanks, tank selection and product classification including cost awareness for new structures. The participants will learn the design aspects, codes and standards, tank shell design and tank foundations. Operational aspects like blending, tank mixers, floating roof movements, roof drains and roof seals are also covered under this course. During this course, the participants will also learn to develop proactive maintenance activities, develop tank inspection plans and intervals, design codes and operation of tanks, Safety aspects and dominant failure modes.

Course Objectives

Upon the successful completion of this course, each participant will be able to:-

- Apply systematic techniques, tools and procedures on the design, installation, operation, maintenance and troubleshooting of tanks and tank farms in order to achieve the maximum performance and efficiency
- Develop and implement a cost-effective tank maintenance strategy
- Assess the configuration, operation and management practices of tank farms in terms of facility capacity, operational effectiveness, and the cost/benefit of feed, intermediate and product storage
- Appreciate the importance of codes, standards, regulations and recommended practices in terms of hazard management and incident scenario layer of protection safeguarding
- Identify the different types and classifications of tanks and their applications
- Recognize considerations of materials-of-construction and various corrosion protection strategies and tactics including cleaning, coating and cathodic protection
- Perform fire protection of tanks and tank farms: venting, frangible roofs, flame and detonation arrestors, protection from ignition by static electricity, principles and practices of bonding and grounding, principles of inerting, electrical classification, selection criteria for fire suppression systems
- Employ the principles, practices and benefits of “Fire System Integrity Assurance”
- Apply tank emission control measures and procedures to satisfy regulatory requirements
- Describe pollution equipment including fugitive emissions potential, hydrocarbons blanketing, nitrogen equipment, tank product containment bund walls and tank floating top drainage systems
- Carryout principles, preparations and practices associated with tank cleaning, entry, and inspection and repair
- Execute a system approach on tank operations including tank entry, tank bottoms, sludge, source reduction, mitigation, vapor freeing, degassing and tank cleaning
- Discuss the various tank accessories used in the tank and tank farm design, operation, inspection and maintenance and explain their features and functions





Exclusive Smart Training Kit - H-STK®



Participants of this course will receive the exclusive “Haward Smart Training Kit” (H-STK®). The H-STK® consists of a comprehensive set of technical content which includes **electronic version** of the course materials, sample video clips of the instructor’s actual lectures & practical sessions during the course conveniently saved in a **Tablet PC**.

Who Should Attend

This course provides an overview of all significant aspects and considerations of the API 650 for managers, engineers and other technical and operational staff involved in the design, operation, instrumentation, inspection or maintenance of tanks and tank farms. This includes personnel in-charge of oil movement, bulk storage, marine terminals, tank farms and oil depots.

Training Methodology

All our Courses are including **Hands-on Practical Sessions** using equipment, State-of-the-Art Simulators, Drawings, Case Studies, Videos and Exercises. The courses include the following training methodologies as a percentage of the total tuition hours:-

- 30% Lectures
- 20% Practical Workshops & Work Presentations
- 30% Hands-on Practical Exercises & Case Studies
- 20% Simulators (Hardware & Software) & Videos

In an unlikely event, the course instructor may modify the above training methodology before or during the course for technical reasons.

Course Fee

Abu Dhabi	US\$ 5,500 per Delegate + VAT . This rate includes H-STK® (Haward Smart Training Kit), buffet lunch, coffee/tea on arrival, morning & afternoon of each day.
Al Khobar	US\$ 5,500 per Delegate + VAT . This rate includes H-STK® (Haward Smart Training Kit), buffet lunch, coffee/tea on arrival, morning & afternoon of each day.
Doha	US\$ 6,000 per Delegate. This rate includes H-STK® (Haward Smart Training Kit), buffet lunch, coffee/tea on arrival, morning & afternoon of each day.
Dubai	US\$ 5,500 per Delegate + VAT . This rate includes H-STK® (Haward Smart Training Kit), buffet lunch, coffee/tea on arrival, morning & afternoon of each day.

Accommodation

Accommodation is not included in the course fees. However, any accommodation required can be arranged at the time of booking.




Course Certificate(s)

Internationally recognized certificates will be issued to all participants of the course who completed a minimum of 80% of the total tuition hours.

Certificate Accreditations


Certificates are accredited by the following international accreditation organizations: -

- 
The International Accreditors for Continuing Education and Training (IACET - USA)

Haward Technology is an Authorized Training Provider by the International Accreditors for Continuing Education and Training (IACET), 2201 Cooperative Way, Suite 600, Herndon, VA 20171, USA. In obtaining this authority, Haward Technology has demonstrated that it complies with the **ANSI/IACET 2018-1 Standard** which is widely recognized as the standard of good practice internationally. As a result of our Authorized Provider membership status, Haward Technology is authorized to offer IACET CEUs for its programs that qualify under the **ANSI/IACET 2018-1 Standard**.

Haward Technology’s courses meet the professional certification and continuing education requirements for participants seeking **Continuing Education Units (CEUs)** in accordance with the rules & regulations of the International Accreditors for Continuing Education & Training (IACET). IACET is an international authority that evaluates programs according to strict, research-based criteria and guidelines. The CEU is an internationally accepted uniform unit of measurement in qualified courses of continuing education.

Haward Technology Middle East will award **3.0 CEUs** (Continuing Education Units) or **30 PDHs** (Professional Development Hours) for participants who completed the total tuition hours of this program. One CEU is equivalent to ten Professional Development Hours (PDHs) or ten contact hours of the participation in and completion of Haward Technology programs. A permanent record of a participant’s involvement and awarding of CEU will be maintained by Haward Technology. Haward Technology will provide a copy of the participant’s CEU and PDH Transcript of Records upon request.

- 
British Accreditation Council (BAC)

Haward Technology is accredited by the **British Accreditation Council** for **Independent Further and Higher Education** as an **International Centre**. BAC is the British accrediting body responsible for setting standards within independent further and higher education sector in the UK and overseas. As a BAC-accredited international centre, Haward Technology meets all of the international higher education criteria and standards set by BAC.



Course Instructor(s)

This course will be conducted by the following instructor(s). However, we have the right to change the course instructor(s) prior to the course date and inform participants accordingly:



Mr. Geoff Kaschula is a **Senior Welding Engineer** with over **30 years** of extensive experience within the **oil, gas, petrochemical, process and power industries**. His fields of specialization cover the areas of **welding technology; design, fabrication, construction, installation, commissioning, inspection & maintenance of process equipment** such as **boilers, pressure vessels, piping systems, structures & storage tanks; condition assessment** of rotating & auxiliary equipment like **compressors, steam turbines, pumps, heat exchangers & valves**; Risk Based Inspection (RBI), Fitness-For-Service (FFS); **welding & fabrication engineering, failure analysis, flaw evaluation, remnant life determination, capacity reviews for process and power equipment, asset management and project management**. He has also worked extensively with international industry standards such as **ASME, API, TEMA, BS/EN, ANSI & AWS** to name a few. Mr. Kaschula is currently the **Director of RBI-Asset Management**.

Mr. Kaschula has handled wide-ranging responsibilities and assumed various important positions over the past 30 years in his career. Prior to founding his own company, he was the **Quality Manager of Parsons Brinckerhoff**, a power company, where he handled **design verification** of equipment such as boilers, pressure equipment, heat exchangers & pumps in addition to the overall development of management systems in compliance with **international safety, quality and technical standards**. He also worked as the **Inspection Manager of Weltech** where he was in charge of all major **inspection activities and plant condition evaluation of petrochemical plants and power stations**. He also worked extensively as a **Project Manager** for the design, fabrication and manufacturing of pressure vessels, heat exchangers and piping in accordance with **ASME III & VIII standards**. He also served as **Technical Assessor, Inspection Engineer, Welding Engineer and QA/QC Engineer** for companies like Arnot & Hendrina Power Station, Projects Expedited, Airtech Davidson & the Department of Transport. As the current **Director of RBI-Asset Management**, he oversees the overall operations of the company in providing technical and advisory services in the field of infrastructure asset management, design review, verification, inspection and condition assessment of major refinery equipment such as pressure vessels, storage tanks and piping systems.

Mr. Kaschula is a qualified **Welding Engineer**. He is also a **certified API 510 Pressure Vessel Inspector, certified API 570 Piping Inspector, certified API 580 Risk Based Inspector, a Registered Inspector & Competent Person for Boilers, Pressure Vessels & Pressure Equipment as well as a Registered International Professional Welding Technologist** by the International Institute of Welding (IIW) and a **Certified Instructor/Trainer**.





Course Program

The following program is planned for this course. However, the course Instructor(s) may modify this program before or during the course for technical reasons with no prior notice to participants. Nevertheless, the course objectives will always be met:

Day 1

0730 – 0800	Registration & Coffee
0800 – 0815	Welcome & Introduction
0815 – 0830	PRE-TEST
0830 – 0930	API 650: Welded Tanks for Oil Storage Tanks & Tank Farms as Part of Production & Terminal Systems • Tank Design & Engineering Considerations Relative to Performance Parameters, Maximum Allowable Inventory, & Physical, Chemical & Hazardous Properties of Contained Fluids
0930 – 0945	Break
0945 – 1030	Storage Tank Types & Features Tank Types & Functions • Primary Components • Appurtenances • Design Specifications
1030 – 1230	Material Selection Material Property Considerations • Acceptable Material Specification
1230 – 1245	Break
1245 – 1330	Mechanical Design Requirements Mechanical Design Parameters • Shell Thickness Determination • Wind Girder Requirements • Nozzle Design Details • Roof Requirements
1330 – 1420	Video Presentation "Above-Ground Storage Tanks"
1420 – 1430	Recap Using this Course Overview, the Instructor(s) will Brief Participants about the Topics that were Discussed Today and Advise Them of the Topics to be Discussed Tomorrow
1430	Lunch & End of Day One

Day 2

0730 – 0830	Mechanical Design Requirements Detailed Examples for Thickness Calculations of the Different Courses of the Shell
0830 – 0930	Mechanical Design Requirements (cont'd) Detailed Examples for Thickness Calculations of the Roof & Bottom & Foundation Design
0930 – 0945	Break
0945 – 1030	Fabrication Details Types of Welded Joints • Welding Methodology • Weld Detail Requirements
1030 – 1230	Inspection & Testing Requirements Types of Weld Defects • Inspection Methods • Inspection Requirements • Dimensional/Tolerances • Testing
1230 – 1245	Break
1245 – 1330	Vents & Fire Protection Systems Vents for Fixed Roof Tanks • Vents for Floating Roof Tanks • Fire Protection Systems
1330 – 1420	Video Presentation "Hydrocarbon Storage Tank Inspections"
1420 – 1430	Recap Using this Course Overview, the Instructor(s) will Brief Participants about the Topics that were Discussed Today and Advise Them of the Topics to be Discussed Tomorrow
1430	Lunch & End of Day Two





Day 3

0730 – 0930	Tank Roofs <i>Floating Roofs • Rim Seals • Flexible Piping System for Roofs Aluminum Dome Roofs • Fixed Roof Tanks • Internal Floaters</i>
0930 – 0945	Break
0945 – 1030	Tank Emissions - Monitoring & Prevention <i>Overview of Tank Emissions Concepts • Computing Emissions from Internal & External Floating Roofs</i>
1030 – 1230	Tank Emissions - Monitoring & Prevention (cont'd) <i>Emission Estimation Procedures for Fixed-Roof Tanks • Emissions from Slotted & Unslotted Guide Poles</i>
1230 – 1245	Break
1245 – 1330	Pollution Equipment <i>Fugitive Emissions Potential • Hydrocarbons Blanketing • Nitrogen Generation Equipment • Tank Product Containment Bund Walls • Tank Floating Top Drainage Systems</i>
1330 – 1420	Video Presentation <i>"Storage Tank Accidents"</i>
1420 – 1430	Recap <i>Using this Course Overview, the Instructor(s) will Brief Participants about the Topics that were Discussed Today and Advise Them of the Topics to be Discussed Tomorrow</i>
1430	Lunch & End of Day Three

Day 4

0730 – 0830	Tank Inspection, Repairs & Maintenance <i>Industrial Standards • Intent of API Standard 653 • How does API 653 Prevent Tank Failures? • Responsibility & Compliance • How Long Will It Take to Implement the API 653 Program?</i>
0830 – 0930	Tank Inspection, Repairs & Maintenance (cont'd) <i>API 653 and Costs • In-House versus Contract Inspection • Thoroughness of Inspection • Getting Started</i>
0930 – 0945	Break
0945 – 1230	Tank Settlement <i>Settlement & Tank Failure Mechanics • Different Kinds of Settlement Sloped Bottoms • Edge Settlement</i>
1230 – 1245	Break
1245 – 1330	Tank Settlement (cont'd) <i>Designing for Settlement • Releveling Tanks • Methods of Releveling</i>
1420 – 1430	Recap <i>Using this Course Overview, the Instructor(s) will Brief Participants about the Topics that were Discussed Today and Advise Them of the Topics to be Discussed Tomorrow</i>
1430	Lunch & End of Day Four





Day 5

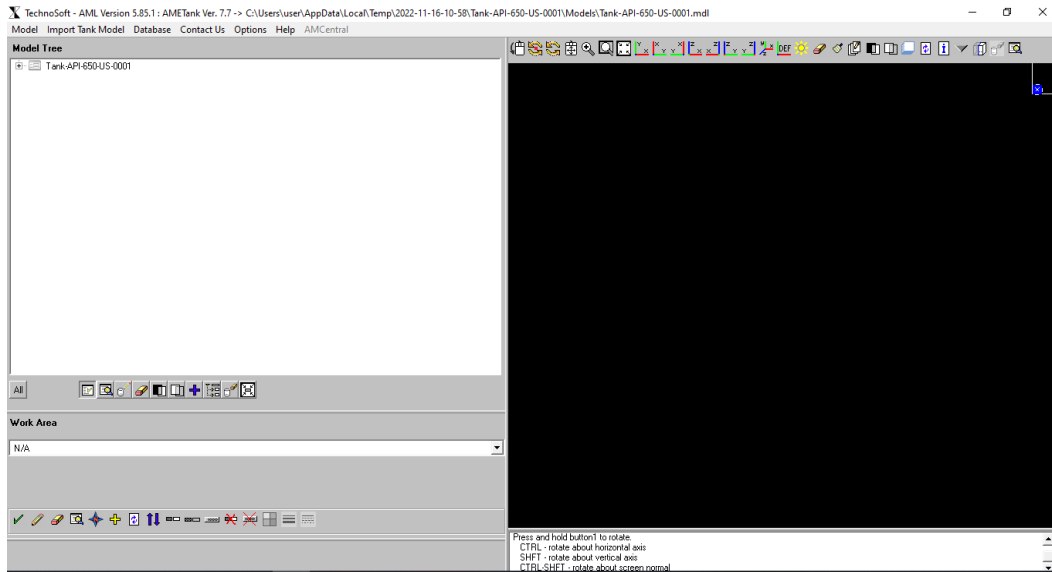
0730 – 0930	Tank Operations <i>Tank Entry Standard • Basic Requirements of API 2015 • Overview of Tank Bottoms & Sludge</i>
0930 – 0945	<i>Break</i>
0945 – 1030	Tank Operations (cont'd) <i>Problems Caused by Sludge • Source Reduction & Mitigation • Vapor Freeing & Degassing</i>
1030 – 1230	Tank Operations (cont'd) <i>Tank Cleaning Safe Vapor Freeing, Degassing & Cleaning Operations</i>
1230 – 1245	<i>Break</i>
1245 – 1345	Tank Accessories <i>Ladders, Platforms, Stairs & Accessways • Miscellaneous Tank Appurtenances</i>
1345 – 1400	Course Conclusion <i>Using this Course Overview, the Instructor(s) will Brief Participants about the Course Topics that were Covered During the Course</i>
1400 – 1415	POST-TEST
1415 – 1430	<i>Presentation of Course Certificates</i>
1430	<i>Lunch & End of Course</i>

Simulators (Hands-on Practical Sessions)

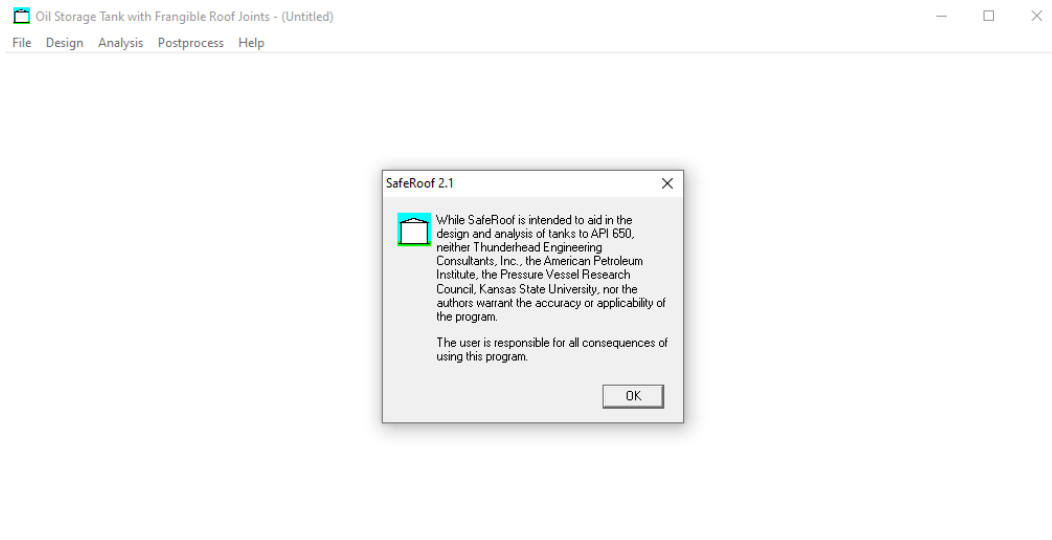
Practical sessions will be organized during the course for delegates to practice the theory learnt. Delegates will be provided with an opportunity to carryout various exercises using one of our state-of-the-art simulators “Hexagon PPM COADE TANK 2017 SP1 v9.00.01 (Integrgraph Tank)”, “AME Tank v7.7”, “SafeRoof v2.1” and “ASPEN HYSYS”.

The screenshot displays the Hexagon PPM COADE TANK 2017 SP1 v9.00.01 software interface. On the left, a 'Tank Data' panel lists various parameters for a tank design, including API Design Code (650), Design Method (One Foot), Design Temperature (40 F), Design Pressure at Top (0.01 lb/sq.in.), Tank Nominal Diameter (20000 ft.), Tank Shell Height (15000 ft.), Design Liquid Level (15000 ft.), Bottom Plate Thickness (10 in.), Liquid Specific Gravity (1.2), Weight of Attachments/Structures (0 lb.), Distance Down to Top Wind Girder (0 ft.), Joint Efficiency (1.0000), Wind Velocity (30 ft./sec.), Internal Pressure Combination Factor (0.4000), Default Shell Course Material (A-516,70), Number of Shell Courses (5), Insulation Thickness (0 in.), Insulation Density (0 lb./cu.in.), Plate Length (3000 ft.), Course Offset (1000 ft.), and Minimum Yield Strength of Bottom Plate (262.01 lb./sq.i.). The main window shows a 3D perspective view of a cylindrical tank with a conical roof. The interface includes a menu bar, a toolbar, and a status bar at the bottom.

Hexagon PPM COADE TANK 2017 SP1 v9.00.01 (Integrgraph Tank)

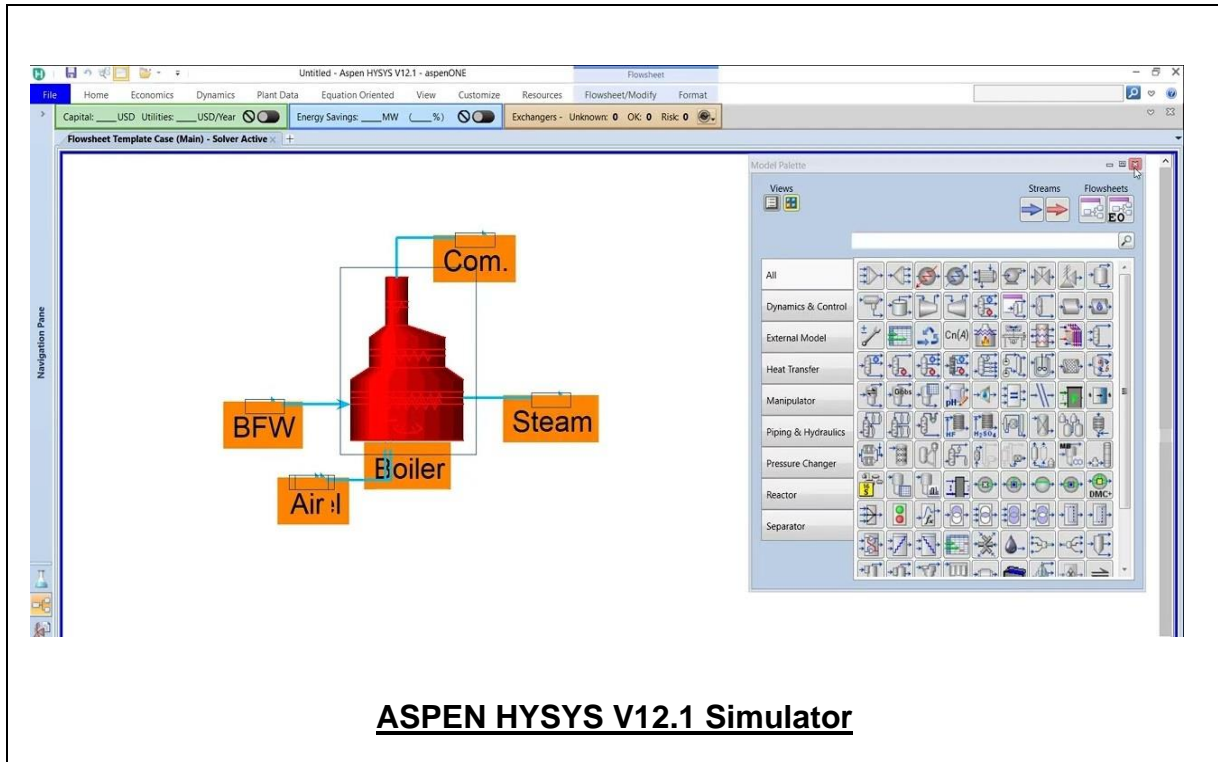


AME Tank v7.7



SafeRoof v2.1





ASPEN HYSYS V12.1 Simulator

Course Coordinator

Mari Nakintu, Tel: +971 2 30 91 714, Email: mari1@haward.org