

COURSE OVERVIEW RE0212

Excellence in Maintenance and Reliability Management (Certified)

Course Title

Excellence in Maintenance & Reliability Management (Certified)

Course Date/Venue

February 02-06, 2025/The Kooh I Noor Meeting Room, The H Hotel, Sheikh Zayed Road, Dubai, UAE

Course Reference

RE0212

Course Duration/Credits

Five days/3.0 CEUs/30 PDHs



Course Description



This practical and highly-interactive course includes various practical sessions and exercises. Theory learnt will be applied using our state-of-the-art simulators.



Every year, industry in the United States alone is spending around one trillion dollars on plant and equipment maintenance. According to maintenance specialists, at least one third of this amount is wasted, and that's just the tip of the iceberg. Bad maintenance management is responsible for equipment failures, disrupted production schedules, delays in deliveries, and poor product quality. Why is industry wasting one out of every three dollars spent on maintenance? The answer is simple: Poor management and poor systems.



The problem of reliability allocation and optimization of Rotating Equipment has been widely investigated by world-class process companies during the last decade. Instead of concentrating exclusively on redundancy allocation as per the old fashion maintenance, the minimum required reliability for each component of the equipment are now estimated in order to achieve the equipment reliability goal with minimum cost.

Thereafter, the engineer can decide whether this minimum required component reliability will be achieved via fault avoidance or redundancy. This new philosophy allocates reliability to a component according to the cost of increasing its reliability.

Continuous improvement of plant reliability by optimizing predictive maintenance for rotating equipment is one of the most important challenges plants face today. To know how to effectively prevent equipment failures, conduct a successful root cause failure analysis and improve condition monitoring for pumps, turbines and compressors are continuing challenges for engineers. Proper analysis and solving of chronic problems at the source saves time and money.

This course is designed to assist maintenance management personnel responsible for delivering maximum reliability and availability of equipment at the lowest possible cost. The course will present techniques designed to improve the effectiveness of maintenance management activities, to ensure that physical assets perform their required functions, operate reliably, and support corporate goals.

The course will explain the effective method of component condition monitoring for use as both a predictive maintenance and root cause analysis tool. It also details the major failure causes, the world-class proven root cause analysis procedure with exercises and case histories, installation, pre-commissioning planning, functional testing and commissioning, preventive maintenance strategies and more.

The course sessions will focus on the modern methods and techniques on the most critical aspects of maintenance management such as Organizing maintenance resource, Selecting the right maintenance work, analyzing failures, Setting and conducting a maintenance plan, planning spare parts, Estimating and controlling maintenance costs, Computerizing maintenance planning and measurement operations. The delegate will also be introduced to Reliability tools and the effect human reliability has on plant availability.

To maximize the benefits of the course, delegates should be prepared to actively participate in the Course and bring examples of standard work plans, a list of plant performance metrics, the work priority system in-place, and any other maintenance or reliability material they would like to review and discuss.

The course includes a comprehensive e-book entitled *“Machinery’s Handbook Pocket Companion”*, published by Industrial Press, which will be given to the participants to help them appreciate the principles presented in the course.

Course Objectives

Upon the successful completion of this course, each participant will be able to: -

- Achieve excellence in maintenance and reliability management including rotating equipment reliability optimization and continuous improvement
- Recognize the aspects of maintenance excellence and identify the different equipment failure patterns and the reasons why equipment fails
- Perform machinery failures prevention and maintenance management
- Apply the concept of optimizing reliability particularly condition monitoring and predictive maintenance
- Employ the methods of preventive maintenance and condition monitoring as well as effective predictive maintenance including root cause analysis techniques

- Implement the procedure of work selection, work planning and scheduling and specify the different proven turnaround practices in accordance with success factors and management practices
- Apply the various stewardship and performance metrics including performance work management, KPIs, maintenance effectiveness metrics and work force utilization metrics
- Perform site reliability assessment in order to identify targets for improvement and prepare site reliability optimization plan
- Discuss rotating reliability assurance and carryout machinery installation as per the guidelines
- Identify pipe stress and soft foot effects on component failures including the effects of misalignment on reliability, quality assurance and continuous improvement
- Apply the concept of Computerized Maintenance Management Systems (CMMS) with focus on SAP system and identify the CMMS components, benefits, implementation plan and more

Exclusive Smart Training Kit - H-STK®



Participants of this course will receive the exclusive “Howard Smart Training Kit” (H-STK®). The H-STK® consists of a comprehensive set of technical content which includes **electronic version** of the course materials conveniently saved in a **Tablet PC**.

Who Should Attend

This course covers systematic techniques and methodologies in the maintenance and reliability management towards reliability optimization and continuous improvement of rotating equipment for all maintenance & reliability management personnel such as managers, engineers, supervisors, section heads, planners and foremen.

Training Methodology

All our Courses are including **Hands-on Practical Sessions** using equipment, State-of-the-Art Simulators, Drawings, Case Studies, Videos and Exercises. The courses include the following training methodologies as a percentage of the total tuition hours:-

- 30% Lectures
- 20% Practical Workshops & Work Presentations
- 30% Hands-on Practical Exercises & Case Studies
- 20% Simulators (Hardware & Software) & Videos

In an unlikely event, the course instructor may modify the above training methodology before or during the course for technical reasons.

Course Certificate(s)

- (1) Internationally recognized Competency Certificates and Plastic Wallet Cards will be issued to participants who completed a minimum of 80% of the total tuition hours and successfully passed the exam at the end of the course. Certificates are valid for 5 years.

Recertification is FOC for a Lifetime.

Sample of Certificates

The following are samples of the certificates that will be awarded to course participants:-




Excellence in Maintenance and Reliability Management (Certified)

Certification Number: 74851
 Certification Date: 15-Nov-2023
 Expiration Date: 15-Nov-2028

This is to certify that **Waleed Al Habeeb** has successfully met the requirements of the **Excellence in Maintenance and Reliability Management (Certified) Program, RE0212.**



Mr. Jaryl Castillo
Academic Director

Haward Technology is accredited by:




Excellence in Maintenance and Reliability Management
 Certification Program

This program is designed to assist companies in identifying professionals who have satisfied the minimum competencies specified in RE0212.

Haward Technology does not warrant or guarantee the performance of any professional certified under this program.

Haward Technology is accredited by:



74851

- (2) Official Transcript of Records will be provided to the successful delegates with the equivalent number of ANSI/IACET accredited Continuing Education Units (CEUs) earned during the course.

* Haward Technology * CEUs * Haward Technology * CEUs * Haward Technology * CEUs * Haward Technology *



Haward Technology Middle East

Continuing Professional Development (HTME-CPD)

CEUs

CEU Official Transcript of Records

TOR Issuance Date: 15-Nov-23

HTME No. 74851

Participant Name: Waleed Al Habeeb

Program Ref.	Program Title	Program Date	No. of Contact Hours	CEU's
RE0212	Excellence in Maintenance and Reliability Management (Certified)	November 11-15, 2023	30	3.0

Total No. of CEU's Earned as of TOR Issuance Date **3.0**

TRUE COPY



Jaryl Castillo
Academic Director

Haward Technology has been approved as an Accredited Provider by the International Association for Continuing Education and Training (IACET), 2201 Cooperative Way, Suite 600, Herndon, VA 20171, USA. In obtaining this approval, Haward Technology has demonstrated that it complies with the ANSI/IACET 1-2018 Standard which is widely recognized as the standard of good practice internationally. As a result of their Authorized Provider membership status, Haward Technology is authorized to offer IACET CEUs for programs that qualify under the ANSI/IACET 1-2018 Standard.

Haward Technology's courses meet the professional certification and continuing education requirements for participants seeking Continuing Education Units (CEUs) in accordance with the rules & regulations of the International Association for Continuing Education & Training (IACET). IACET is an international authority that evaluates programs according to strict, research-based criteria and guidelines. The CEU is an internationally accepted uniform unit of measurement in qualified courses of continuing education.

Haward Technology is accredited by




P.O. Box 26070, Abu Dhabi, United Arab Emirates | Tel.: +971 2 3091 714 | E-mail: info@haward.org | Website: www.haward.org

* Haward Technology * CEUs * Haward Technology * CEUs * Haward Technology * CEUs * Haward Technology *


Certificate Accreditations

Certificates are accredited by the following international accreditation organizations: -

- 

British Accreditation Council (BAC)

Haward Technology is accredited by the **British Accreditation Council for Independent Further and Higher Education** as an **International Centre**. BAC is the British accrediting body responsible for setting standards within independent further and higher education sector in the UK and overseas. As a BAC-accredited international centre, Haward Technology meets all of the international higher education criteria and standards set by BAC.

- 

The International Accreditors for Continuing Education and Training (IACET - USA)

Haward Technology is an Authorized Training Provider by the International Accreditors for Continuing Education and Training (IACET), 2201 Cooperative Way, Suite 600, Herndon, VA 20171, USA. In obtaining this authority, Haward Technology has demonstrated that it complies with the **ANSI/IACET 2018-1 Standard** which is widely recognized as the standard of good practice internationally. As a result of our Authorized Provider membership status, Haward Technology is authorized to offer IACET CEUs for its programs that qualify under the **ANSI/IACET 2018-1 Standard**.

Haward Technology's courses meet the professional certification and continuing education requirements for participants seeking **Continuing Education Units (CEUs)** in accordance with the rules & regulations of the International Accreditors for Continuing Education & Training (IACET). IACET is an international authority that evaluates programs according to strict, research-based criteria and guidelines. The CEU is an internationally accepted uniform unit of measurement in qualified courses of continuing education.

Haward Technology Middle East will award **3.0 CEUs** (Continuing Education Units) or **30 PDHs** (Professional Development Hours) for participants who completed the total tuition hours of this program. One CEU is equivalent to ten Professional Development Hours (PDHs) or ten contact hours of the participation in and completion of Haward Technology programs. A permanent record of a participant's involvement and awarding of CEU will be maintained by Haward Technology. Haward Technology will provide a copy of the participant's CEU and PDH Transcript of Records upon request.

Course Instructor(s)

This course will be conducted by the following instructor(s). However, we have the right to change the course instructor(s) prior to the course date and inform participants accordingly:



Mr. Moayyad Sanori is a **Senior Mechanical & Maintenance Engineer** with almost **30 years** of extensive experience within the **Oil & Gas, Petroleum and Utility** industries. His expertise widely covers in the areas of **Maintenance & Reliability Management, Site Reliability Optimization Plan, Root Cause Analysis Techniques, Rotating Equipment, Preventive & Predictive Maintenance, Condition Monitoring, Work Planning & Scheduling, Reliability, Assessment, Fire Protection & Life Safety System Testing, Sprinkler System Inspection & Maintenance, Standpipe & Hose Systems, Fire Pump Maintenance, Water Storage Tank Inspection, Valve Inspection & Testing, Safety Relief Valves, Air Compressor & Nitrogen Generators, Piping Assessment, Mechanical Pipe Fitting, Fire Pump Inspection & Testing, Fire Suppression Design, Fired Heaters & Exchangers, Process Plant Operation, Hydrocarbon Production Operation, Monitoring & Maintaining HSE Systems, Emergency & Critical Situations Control, Integrated Process Systems Start-up, Shutdown, Monitoring & Control, Process Plant Equipment Isolation, Mechanical Maintenance, Preventive & Predictive Maintenance, Machinery Failure Analysis (RCFA), Condition Based Monitoring, Centrifugal Pumps & Compressors Overhauling, Positive Displacement Pump, Heat Exchangers, Steam & Gas Turbine, Heat Recovery Steam Generator, Combined Cycle, Pipe Erection Installation, Welding Operations, Tank Pressure LPG, CNC Fabrication, Safety Valves, Distillation Columns, Gearbox, Pipe Fitting, Lathes, Milling, Diesel Engines, Boiler & Burners, Turbines & Motors, Power Piping, and ASNT-NDT Inspection Methods.** He is currently the **General Maintenance Supervisor** of **Jable Oil Services** with collaboration of **Waha Oil Company** wherein he is responsible in supervising the maintenance and operation of pumps, compressors, gas turbines, steam turbines, pipe testing and training of new employees.

During Mr. Moayyad's career he has handled key positions as such **Mechanical Maintenance Manager, Mechanical Maintenance Supervisor, Pipe Testing Supervisor, Radiation Supervisor, NDT Supervisor, General Maintenance Supervisor, Piping Testing Engineer, NDT Technician, Mechanical & Pipe Fitting Instructor** and **Pump Maintenance Technician** of various international companies including **Jordan Petroleum Refinery Company, Saudi Aramco, Rawabi Industrial Support Services, Experts Industrial Testing Company, Petra for Mechanical Testing Company** and **Al-Waei Metal Forming Establishment**.

Mr. Moayyad has an **Associate Diploma in Mechanical Engineering**. Further, he is a **Certified Instructor/Trainer**, a **Certified ASNT-NDT Level II** in Radiography (RT), Magnetic Particle Testing (MT), **Liquid Penetrant Testing (PT)** and **Ultrasonic Thickness Testing (UTT)** and a **Certified Assessor** by **City & Guilds Level 3 Certificate in Assessing Vocational Achievement** under the **TAQA Qualification (Training, Assessment & Quality Assurance)**. He has further delivered numerous trainings, courses, seminars, workshops and conferences internationally.

Course Fee

US\$ 5,500 per Delegate + **VAT**. This rate includes H-STK® (Haward Smart Training Kit), buffet lunch, coffee/tea on arrival, morning & afternoon of each day. In addition to the Course Manual, participants will receive an e-book “*Machinery’s Handbook Pocket Companion*”, published by Industrial Press.

Accommodation

Accommodation is not included in the course fees. However, any accommodation required can be arranged at the time of booking.

Course Program

The following program is planned for this course. However, the course instructor(s) may modify this program before or during the course for technical reasons with no prior notice to participants. Nevertheless, the course objectives will always be met:

Day 1: Sunday, 02nd of February 2025

0730 – 0800	Registration & Coffee
0800 – 0815	Welcome & Introduction
0815 – 0830	PRE-TEST
0830 – 0930	Maintenance Excellence <i>Framework for Maintenance Excellence • Overall Philosophy • Maintenance Principles • Work Environment • Equipment • Information Systems • Elements for Effective Maintenance • Establishing the Environment for Improvement • Types of Maintenance • Maintenance Strategy Development • Productive Maintenance • Discussion</i>
0930 – 0945	Break
0945 – 1100	Equipment Failure Patterns <i>Types of Equipment Failures • Why Equipment Fails • Failure Analysis & Root Cause • Discussions</i>
1100 – 1230	How to Prevent Machinery Failures <i>Introduction • Component Function Awareness – ‘What should it Do?’ • Component Condition Monitoring – ‘What is it Doing?’ • Preventive (PM) and Predictive Maintenance (PDM) • Troubleshooting • Reliability, Everyone’s Responsibility</i>
1230 – 1245	Break
1245 – 1420	Maintenance Management <i>Managing Maintenance • Basic Principles • Maintenance Business Model • Business Elements • Maintenance Organization • Discussion • Business Plan • R&M Policy • Maintenance Plans • Discussions • Objectives • Equipment Plans Development • Plan Options • Approaches • Discussion</i>
1420 – 1430	Recap <i>Using this Course Overview, the Instructor(s) will Brief Participants about the Topics that were Discussed Today and Advise Them of the Topics to be Discussed Tomorrow</i>
1430	Lunch & End of Day One



Day 2: Monday, 03rd of February 2025

0730 – 0930	Optimizing CCM and PDM (Component Condition Monitoring and Predictive Maintenance) The Major Machinery Components • Component Condition Monitoring • Predictive Maintenance (PDM) Techniques
0930 – 0945	Break
0945 – 1100	Preventive Maintenance & Condition Monitoring Types of Condition Based Monitoring • Vibration Monitoring • Pump Monitoring Frequency • Infrared Thermography • Physical Effects Monitoring • Lube Oil Analysis • Discussion
1100 – 1230	Effective Predictive Maintenance (Including Root Cause Analysis Techniques) Introduction • Troubleshooting Procedure Overview • Initial Fact Finding • Thorough Knowledge of Equipment, Component and System Functions • Defining Abnormal Conditions • Listing All Possible Causes • Eliminating Causes Not Related to the Problem • State Root Causes of the Problem • Develop an Action Plan to Eliminate Root Cause
1230 – 1245	Break
1245 – 1420	Root Cause Analysis Techniques (Improving Component Function Knowledge Base) Introduction • Component Function • Component Failure Causes • Component Condition Monitoring • Examples of Knowledge Base Enhancement
1420 – 1430	Recap Using this Course Overview, the Instructor(s) will Brief Participants about the Topics that were Discussed Today and Advise Them of the Topics to be Discussed Tomorrow
1430	Lunch & End of Day Two

Day 3: Tuesday, 4th of February 2025

0730 – 0930	Work Selection Mission • Work Screening Procedure • Work Request Requirements • Prioritization Systems • Cost Benefit Analysis • Discussion
0930 – 0945	Break
0945 – 1100	Work Planning and Scheduling Planning Objectives • Planning Effectiveness • Planning Metrics • Planners and Staffing • Routine Maintenance Planning • Work Plan • Planning Tools • Scheduling & Considerations • Types of Schedules • Work Execution Packages • Maintenance Backlog • Discussion
1100 – 1230	Proven Turnaround Practices Success Factors • T/A Concern Areas • Management Practices • Milestone Plan • Work Scope • Projects • Material Procurement • Process Operations • Pre-T/A Reviews • Discussions
1230 – 1245	Break
1245 – 1420	Stewardship and Performance Metrics & KPIs Performance Indicator Characteristics • Business Results Indicators • Process Unit Run-Length Goals • Work Management KPIs • Maintenance Effectiveness Metrics • Equipment Specific Indicators • Work Force Utilization Metrics • Discussion
1420 – 1430	Recap Using this Course Overview, the Instructor(s) will Brief Participants about the Topics that were Discussed Today and Advise Them of the Topics to be Discussed Tomorrow
1430	Lunch & End of Day Three





Day 4: Wednesday, 05th of February 2025

0730 – 0930	Site Reliability Assessment Site Reliability Audit Form • Reduction of Data • Identifying Targets for Improvement • Forms and Worksheets
0930 – 0945	Break
0945 – 1100	Preparing a Site Reliability Optimization Plan Introduction • Identifying Opportunities for Optimization • Determine the Root Cause of Each Identified Opportunity • Establish Steps to Prevent Re-Occurrence of Problems • Setting Up an Effective Multi Disciplined Site Reliability Initiative • Obtain and Maintain Management Support • How to Maintain Continuous Improvement of the Established Program
1100 – 1230	Rotating Equipment Reliability Assurance Introduction • The Pre-FEED Phase • The Specification and ITB Phase • Pre-Bid Activity and Degree of Audits • Bid Evaluations • Pre-Award Meeting • The Coordination Meeting • Design and Manufacturing Audits • Document Review • Testing Phase
1230 – 1245	Break
1245 – 1420	Machinery Installation Guidelines Introduction • Site Procedures • Foundations • Piping • Shaft Alignment • Couplings • Cleaning of Equipment and Associated Pipe • Final Inspection and Start-Up Checks • First Start, Run In and Initial Operation
1420 – 1430	Recap Using this Course Overview, the Instructor(s) will Brief Participants about the Topics that were Discussed Today and Advise Them of the Topics to be Discussed Tomorrow
1430	Lunch & End of Day Four

Day 5: Thursday, 06th of February 2025

0730 – 0930	Pipe Stress and Soft Foot Effects on Component Failure Introduction • How Pipe Stress and Soft Foot Can Cause Component Failure • The Root Causes of Excessive Pipe Stress and Soft Foot • Condition Monitoring Indications of Excessive Pipe Stress and Soft Foot • Confirming Excessive Pipe Stress and/or Foundation Forces (Soft Foot) • Correcting Excessive Pipe Stress and Foundation Forces on Equipment • Implementation of the Action Plan
0930 – 0945	Break
0945 – 1100	The Effects of Misalignment on Reliability Introduction • Why Misalignment Reduces Rotating Equipment Reliability • How Misalignment Effects Can Be Detected • Alignment Methods and Guidelines
1100 – 1215	Quality Assurance & Continuous Improvement Objectives and Implementation • Data to be Screened • Bad Actors and RCFA • Quality Audits • Discussion
1215 – 1230	Break
1230 – 1300	Computerized Maintenance Management Systems (CMMS) Components • Benefits • Implementation Plan and Issues • SAP Maintenance • Discussion: What System Installed? Are all the Features Used? How long did it take to Implement? Do you have a SAP System? Do you Know How to Use it? What are the difficulties you Face with SAP?
1300 – 1315	Course Conclusion Using this Course Overview, the Instructor(s) will Brief Participants about the Course Topics that were Covered During the Course
1315 – 1415	COMPETENCY EXAM
1415 – 1430	Presentation of Course Certificates
1430	Lunch & End of Course



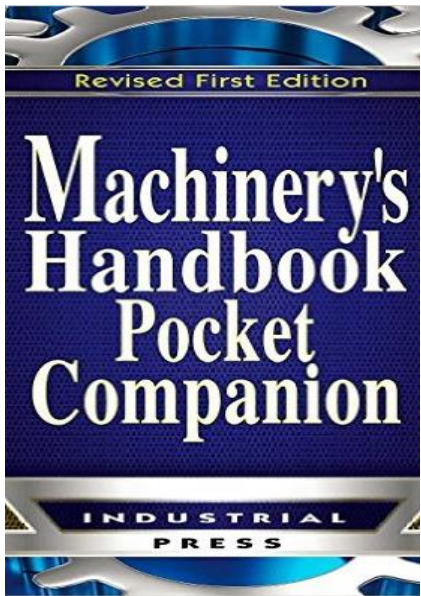
Simulator (Hands-on Practical Sessions)

Practical sessions will be organized during the course for delegates to practice the theory learnt. Delegates will be provided with an opportunity to carryout various exercises using the state-of-the-art simulator “iLearnVibration”.



Book(s)

As part of the course kit, the following e-book will be given to all participants:



Title : Machinery’s Handbook Pocket Companion
ISBN : 9780831130954
Author : Christopher McCauley
Publisher: Industrial Press

Course Coordinator

Mari Nakintu, Tel: +971 2 30 91 714, Email: mari1@haward.org