

COURSE OVERVIEW OE0018-4D

Liquid Bulk Cargo Handling

CRUDE OIL & LNG: Storage, Separation, Loading, Unloading, Marine Operations, Dehydration, Desalting, Measurement and Calculations

Course Title

Liquid Bulk Cargo Handling: CRUDE OIL & LNG: Storage, Separation, Loading, Unloading, Marine Operations, Dehydration, Desalting, Measurement and Calculations

Course Date/Venue


December 09-12, 2024/Boardroom 1, Elite Byblos Hotel Al Barsha, Sheikh Zayed Road, Dubai, UAE

Course Reference

OE0018-4D

Course Duration/Credits

Four days/2.4 CEUs/24 PDHs



Course Description



This practical and highly-interactive course includes various practical sessions and exercises. Theory learnt will be applied using our state-of-the-art simulators.



Liquid Bulk Cargo handling plays a critical role in the ongoing expansion of the oil industry, especially with the continuing growth of the spot/short term market and the dynamic expansion of markets and supply sources.

This course is designed to provide participants with a detailed and an up-to-date overview of liquid bulk cargo handling including the storage, separation, loading, unloading, marine operations, dehydration, desalting, measurement and calculations of crude oil and LNG.



The course will cover the basic properties of petroleum and liquefied gases; the principles of gas and toxicity of petroleum and associated substances; the various types of liquid bulk cargo storage; the difference between crude oil cargo handling and LNG cargo handling; and the cargo calculation, gas freeing tanks and proper cleaning methodology of a crude tank.

Course Objectives

Upon the successful completion of this course, each participant will be able to: -

- Apply and gain an in-depth knowledge on liquid bulk cargo handling including the storage, separation, loading, unloading, marine operations, dehydration, desalting, measurement and calculations of crude oil and LNG
- Discuss the basic properties of petroleum and liquefied gases as well as the principles of gas and toxicity of petroleum and associated substances
- Describe the various types of liquid bulk cargo storage
- Distinguish the difference between crude oil cargo handling and LNG cargo handling
- Employ cargo calculation, gas freeing tanks and proper cleaning methodology of a crude tank

Exclusive Smart Training Kit - H-STK®



Participants of this course will receive the exclusive “Haward Smart Training Kit” (H-STK®). The H-STK® consists of a comprehensive set of technical content which includes **electronic version** of the course materials, sample video clips of the instructor’s actual lectures & practical sessions during the course conveniently saved in a **Tablet PC**.

Who Should Attend

This course covers systematic techniques and methodologies on liquid bulk cargo handling for marine terminal staff, marine operation staff, oil movement personnel, operations and production staff, custody measurement people, metering engineers and process engineers who have limited direct understanding of liquid bulk handling operations and who are involved in the storage, separation, loading, unloading, marine operations, dehydration, desalting, measurement and calculations of crude oil and LNG. Further, the course is essential as a base course for trainees with little or no experience of liquid bulk handling operations.

Training Methodology

All our Courses are including **Hands-on Practical Sessions** using equipment, State-of-the-Art Simulators, Drawings, Case Studies, Videos and Exercises. The courses include the following training methodologies as a percentage of the total tuition hours:-

- 30% Lectures
- 20% Practical Workshops & Work Presentations
- 30% Hands-on Practical Exercises & Case Studies
- 20% Simulators (Hardware & Software) & Videos


In an unlikely event, the course instructor may modify the above training methodology before or during the course for technical reasons.

Course Certificate(s)

Internationally recognized certificates will be issued to all participants of the course who completed a minimum of 80% of the total tuition hours.

Certificate Accreditations


Certificates are accredited by the following international accreditation organizations: -

- 
The International Accreditors for Continuing Education and Training (IACET - USA)

Haward Technology is an Authorized Training Provider by the International Accreditors for Continuing Education and Training (IACET), 2201 Cooperative Way, Suite 600, Herndon, VA 20171, USA. In obtaining this authority, Haward Technology has demonstrated that it complies with the **ANSI/IACET 2018-1 Standard** which is widely recognized as the standard of good practice internationally. As a result of our Authorized Provider membership status, Haward Technology is authorized to offer IACET CEUs for its programs that qualify under the **ANSI/IACET 2018-1 Standard**.

Haward Technology's courses meet the professional certification and continuing education requirements for participants seeking **Continuing Education Units (CEUs)** in accordance with the rules & regulations of the International Accreditors for Continuing Education & Training (IACET). IACET is an international authority that evaluates programs according to strict, research-based criteria and guidelines. The CEU is an internationally accepted uniform unit of measurement in qualified courses of continuing education.

Haward Technology Middle East will award **2.4 CEUs** (Continuing Education Units) or **24 PDHs** (Professional Development Hours) for participants who completed the total tuition hours of this program. One CEU is equivalent to ten Professional Development Hours (PDHs) or ten contact hours of the participation in and completion of Haward Technology programs. A permanent record of a participant's involvement and awarding of CEU will be maintained by Haward Technology. Haward Technology will provide a copy of the participant's CEU and PDH Transcript of Records upon request.

- 
British Accreditation Council (BAC)

Haward Technology is accredited by the **British Accreditation Council** for **Independent Further and Higher Education** as an **International Centre**. BAC is the British accrediting body responsible for setting standards within independent further and higher education sector in the UK and overseas. As a BAC-accredited international centre, Haward Technology meets all of the international higher education criteria and standards set by BAC.

Course Fee

US\$ 6,750 per Delegate + **VAT**. This rate includes H-STK® (Haward Smart Training Kit), buffet lunch, coffee/tea on arrival, morning & afternoon of each day.

Course Instructor(s)

This course will be conducted by the following instructor(s). However, we have the right to change the course instructor(s) prior to the course date and inform participants accordingly:



Mr. Mervyn Frampton is a **Senior Process Engineer** with over **30 years** of industrial experience within the **Oil & Gas, Refinery, Petrochemical** and **Utilities** industries. His expertise lies extensively in the areas of **Distillation Column** Operation & Control, **Oil Movement** Storage & Troubleshooting, **Process Equipment** Design, Applied **Process Engineering** Elements, **Process Plant** Optimization, **Revamping & Debottlenecking**, **Process Plant** Troubleshooting & Engineering Problem Solving, **Process Plant**

Monitoring, **Catalyst** Selection & Production Optimization, Operations Abnormalities & Plant Upset, **Process Plant** Start-up & Commissioning, **Clean Fuel** Technology & Standards, Flare, Blowdown & Pressure Relief Systems, **Oil & Gas Field** Commissioning Techniques, **Pressure Vessel** Operation, **Gas Processing**, **Chemical** Engineering, **Process Reactors** Start-Up & Shutdown, **Gasoline Blending** for Refineries, **Urea Manufacturing** Process Technology, Continuous Catalytic Reformer (**CCR**), **De-Sulfurization** Technology, Advanced Operational & Troubleshooting Skills, Principles of Operations Planning, **Rotating Equipment** Maintenance & Troubleshooting, **Hazardous Waste Management & Pollution Prevention**, **Heat Exchangers & Fired Heaters** Operation & Troubleshooting, **Energy Conservation** Skills, **Catalyst Technology**, **Refinery & Process Industry**, **Chemical Analysis**, **Process Plant**, **Commissioning & Start-Up**, **Alkylation**, **Hydrogenation**, **Dehydrogenation**, **Isomerization**, **Hydrocracking & De-Alkylation**, **Fluidized Catalytic Cracking**, **Catalytic Hydrodesulphuriser**, **Kerosene Hydrotreater**, **Thermal Cracker**, **Catalytic Reforming**, **Polymerization**, **Polyethylene**, **Polypropylene**, Pilot Water Treatment Plant, **Gas Cooling**, **Cooling Water Systems**, Effluent Systems, Material Handling Systems, **Gasifier**, **Gasification**, Coal Feeder System, **Sulphur Extraction Plant**, **Crude Distillation Unit**, **Acid Plant Revamp** and **Crude Pumping**. Further, he is also well-versed in HSE Leadership, Project and Programme Management, Project Coordination, Project Cost & Schedule Monitoring, Control & Analysis, Team Building, Relationship Management, Quality Management, Performance Reporting, Project Change Control, Commercial Awareness and Risk Management.

During his career life, Mr. Frampton held significant positions as the **Site Engineering Manager**, **Senior Project Manager**, **Project Engineering Manager**, **Construction Manager**, **Site Manager**, **Area Manager**, **Procurement Manager**, **Factory Manager**, **Technical Services Manager**, **Senior Project Engineer**, **Project Engineer**, **Assistant Project Manager**, **Handover Coordinator** and **Engineering Coordinator** from various international companies such as the **Fluor Daniel**, **KBR** South Africa, **ESKOM**, MEGAWATT PARK, CHEMEPIC, PDPS, CAKASA, **Worley Parsons**, Lurgi South Africa, **Sasol**, **Foster Wheeler**, **Bosch & Associates**, **BCG** Engineering Contractors, Fina Refinery, Sapref Refinery, Secunda Engine Refinery just to name a few.

Mr. Frampton has a **Bachelor degree** in **Industrial Chemistry** from **The City University** in **London**. Further, he is a **Certified Instructor/Trainer**, a **Certified Internal Verifier/Trainer/Assessor** by the **Institute of Leadership & Management (ILM)** and has delivered numerous trainings, courses, workshops, conferences and seminars internationally.

Accommodation

Accommodation is not included in the course fees. However, any accommodation required can be arranged at the time of booking.

Course Program

The following program is planned for this course. However, the course instructor(s) may modify this program before or during the course for technical reasons with no prior notice to participants. Nevertheless, the course objectives will always be met:

Day 1: Monday, 09th of December 2024

0730 – 0800	Registration & Coffee
0800 – 0815	Welcome & Introduction
0815 – 0830	PRE-TEST
0830 – 0930	Introduction Course Overview • Participant's Expectation • Basic Properties of Petroleum • Toxicity of Petroleum & Associated Substances • Properties of Liquefied Gases • Principles of Gas
0930 – 0945	Break
0945 – 1100	Liquid Bulk Cargo Storage The Tank Farm Overview • General Installations of a Tank Farm
1100 – 1215	Liquid Bulk Cargo Storage (cont'd) Crude Oil Dehydration, Desalting & Stabilization, Crude Oil Assay, Types of Crude Oil
1215 – 1230	Break
1230 – 1420	Liquid Bulk Cargo Storage (cont'd) Types of Storage Tanks, Accessories of Tanks
1420 – 1430	Recap Using this Course Overview, the Instructor(s) will Brief Participants about the Topics that were Discussed Today and Advise Them of the Topics to be Discussed Tomorrow
1430	Lunch & End of Day One

Day 2: Tuesday, 10th of December 2024

0730 – 0900	Liquid Bulk Cargo Storage (cont'd) Basics of Operation & Inspection of Tanks
0900 – 0915	Break
0915 – 1100	Liquid Bulk Cargo Storage (cont'd) Methods of Gauging Tanks
1100 – 1230	Liquid Bulk Cargo Storage (cont'd) Tank Mixers
1230 – 1245	Break
1245 – 1420	Crude Oil Cargo Handling Hydrocarbon Gas Evolution & Dispersion • Gas Indicators • Electrical Equipment and Installations
1420 – 1430	Recap Using this Course Overview, the Instructor(s) will Brief Participants about the Topics that were Discussed Today and Advise Them of the Topics to be Discussed Tomorrow
1430	Lunch & End of Day Two

Day 3: Wednesday, 11th of December 2024

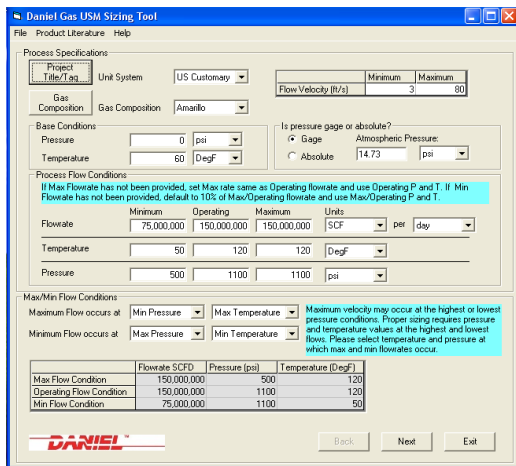
0730 – 0900	Crude Oil Cargo Handling (cont'd) Static Electricity • Pressure Surge • Fire-fighting – Theory & Equipment Pyrophoric Iron Sulphide • Flammability Hazards Associated with Handling • Hazard of Petroleum • Precautions on Tankers & Tank Areas • Arrival in Port • General Precautions while at Berth • Liaison between Tanker & Terminal
0900 – 0915	Break
0915 – 1100	Crude Oil Cargo Handling (cont'd) Precautions before & during Cargo Handling • Handling of Cargo & Ballast • Double Hull Operations • Tank Cleaning & Gas Freeing • Fixed Inert Gas Systems • Enclosed Space Entry • Combination Carriers • Product Carriers • Packaged Cargoes • Emergency Procedures
1100 – 1230	LNG Cargo Handling The Ship – Equipment & Instrumentation • The Terminal – Equipment & Instrumentation • The Ship/Shore Interface • Cargo Handling Operations
1230 – 1245	Break
1245 – 1420	LNG Cargo Handling (cont'd) Cargo Measurement & Calculations • Personal Health & Safety • Emergency Procedures
1420 – 1430	Recap Using this Course Overview, the Instructor(s) will Brief Participants about the Topics that were Discussed Today and Advise Them of the Topics to be Discussed Tomorrow
1430	Lunch & End of Day Three

Day 4: Thursday, 12th of December 2024

0730 – 0900	Cargo Calculation Flow Measurement
0900 – 0915	Break
0915 – 1100	Cargo Calculation (cont'd) Meter Proving & Meter Factor
1100 – 1230	Gas Freeing of Tanks
1230 – 1245	Break
1245 – 1345	Cleaning of a Crude Tank
1345 – 1400	Course Conclusion Using this Course Overview, the Instructor(s) will Brief Participants about the Course Topics that were Covered During the Course
1400 – 1415	POST-TEST
1415 – 1430	Presentation of Course Certificates
1430	Lunch & End of Course

Simulators (Hands-on Practical Sessions)

Practical sessions will be organized during the course for delegates to practice the theory learnt. Delegates will be provided with an opportunity to carryout various exercises using our state-of-the-art simulators “Gas Ultrasonic Meter Sizing Tool”, “Liquid Turbine Meter and Control Valve Sizing Tool”, “Liquid Ultrasonic Meter Sizing Tool”, “Orifice Flow Calculator” and “ASPEN HYSYS” simulator.



Daniel Gas USM Sizing Tool

Process Specifications:

Project Title / Tag: [Blank] Unit System: US Customary

Gas Composition: Amantko

Base Conditions: Pressure: 0 psi, Temperature: 60 DegF

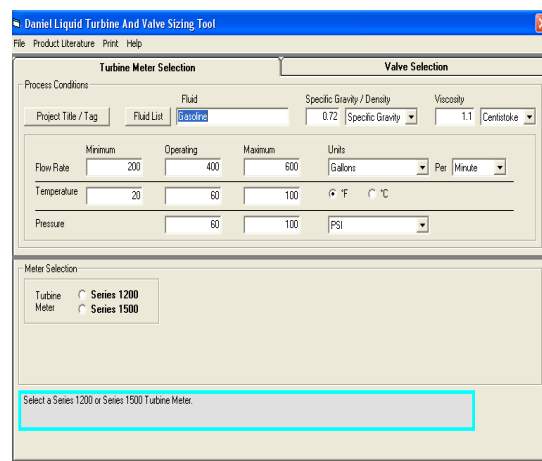
Process Flow Conditions:

Flowrate	Minimum	Operating	Maximum	Units
	75,000,000	150,000,000	150,000,000	SCF per day
Temperature	50	120	120	DegF
Pressure	500	1100	1100	psi

Max/Min Flow Conditions:

	Flowrate SCFD	Pressure (psi)	Temperature (DegF)
Max Flow Condition	150,000,000	500	120
Operating Flow Condition	150,000,000	1100	120
Min Flow Condition	75,000,000	1100	50

Gas Ultrasonic Meter (USM) Sizing Tool Software



Daniel Liquid Turbine And Valve Sizing Tool

Turbine Meter Selection

Process Conditions:

Fluid: [Blank] Specific Gravity / Density: 0.72 Viscosity: 1.1 Centistoke

Flow Rate: Minimum 200, Operating 400, Maximum 600 Units: Gallons Per Minute

Temperature: 20, 60, 100 °F °C

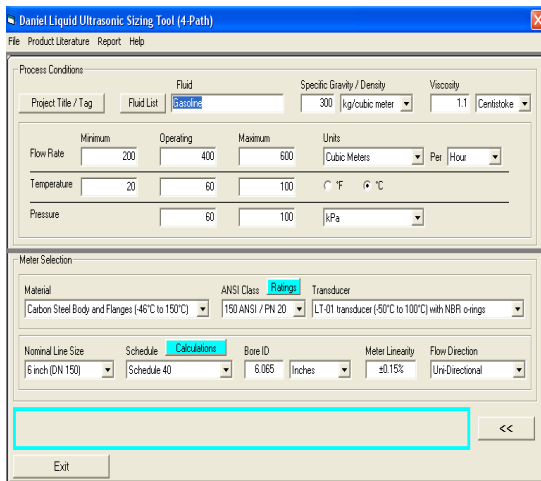
Pressure: 60, 100 PSI

Meter Selection:

Turbine Meter: Series 1200 Series 1500

Select a Series 1200 or Series 1500 Turbine Meter.

Liquid Turbine Meter and Control Valve Sizing Tool Software



Daniel Liquid Ultrasonic Sizing Tool (4-Path)

Process Conditions:

Fluid: [Blank] Specific Gravity / Density: 300 kg/cubic meter Viscosity: 1.1 Centistoke

Flow Rate: Minimum 200, Operating 400, Maximum 600 Units: Cubic Meters Per Hour

Temperature: 20, 60, 100 °F °C

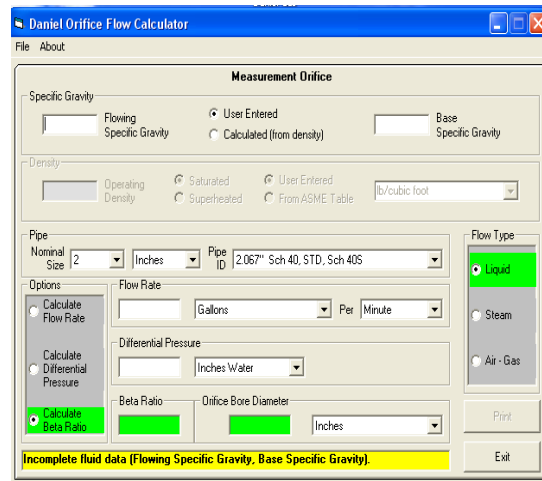
Pressure: 60, 100 kPa

Meter Selection:

Material: Carbon Steel Body and Flanges (-46°C to 150°C) ANSI Class: [Blank] Transducer: LT-01 transducer (50°C to 100°C) with NBR o-rings

Nominal Line Size: 6 inch (DN 150) Schedule: Schedule 40 Bore ID: 6.065 Inches Meter Linearity: ±0.15% Flow Direction: Uni-Directional

Liquid Ultrasonic Meter Sizing Tool Software



Daniel Orifice Flow Calculator

Measurement Orifice

Specific Gravity: User Entered Calculated (from density) Base Specific Gravity: [Blank]

Density: Operating Density Saturated Superheated User Entered From ASME Table lb/cubic foot

Pipe: Nominal Size: 2 Inches Pipe ID: 2.067" Sch 40, STD, Sch 40S

Options: Calculate Flow Rate Calculate Differential Pressure Calculate Beta Ratio

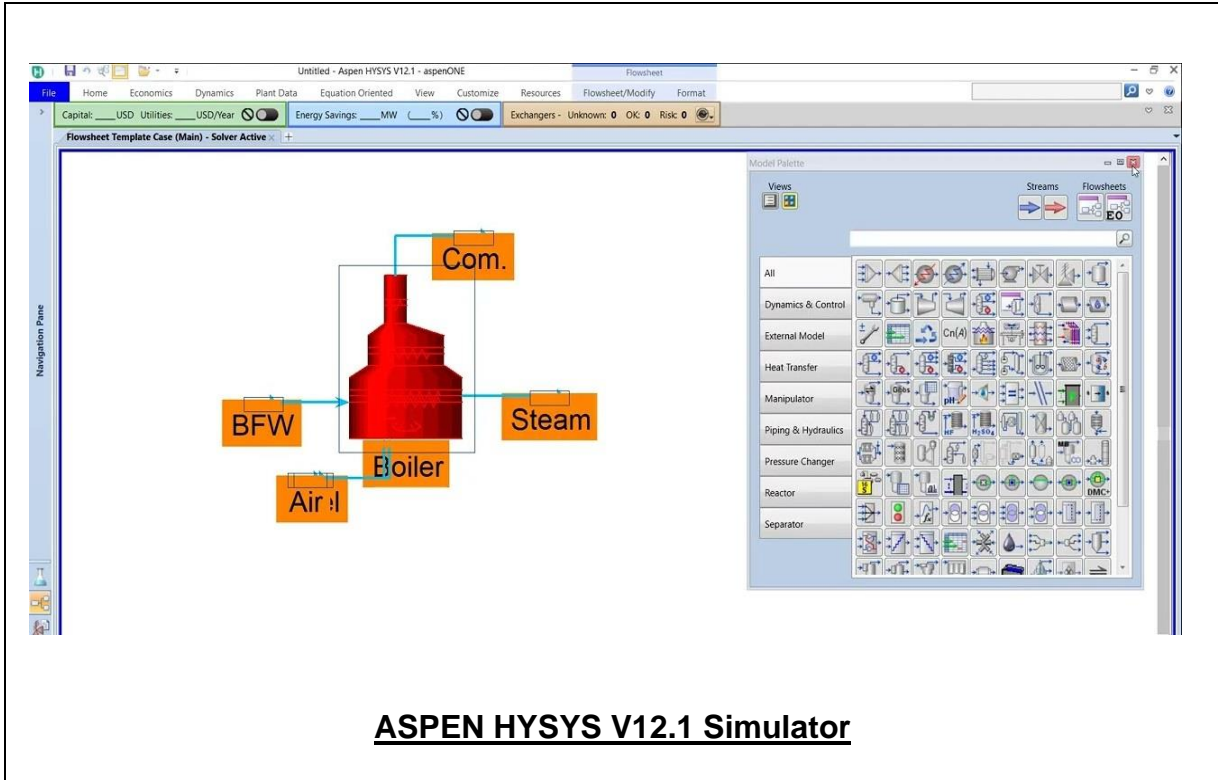
Flow Rate: [Blank] Gallons Per Minute

Differential Pressure: [Blank] Inches Water

Beta Ratio: [Blank] Orifice Bore Diameter: [Blank] Inches

Incomplete fluid data (Flowing Specific Gravity, Base Specific Gravity).

Orifice Flow Calculator Software



Course Coordinator

Mari Nakintu, Tel: +971 2 30 91 714, Email: mari1@haward.org