



COURSE OVERVIEW PE0531
Flare, Blowdown & Pressure Relief Systems:
Operation, Maintenance & Troubleshooting

Course Title

Flare, Blowdown & Pressure Relief Systems:
Operation, Maintenance & Troubleshooting

Course Date/Venue

Please see page 3

Course Reference

PE0531



Course Duration/Credits

Five days/3.0 CEUs/30 PDHs

Course Description



This practical and highly-interactive course includes various practical sessions and exercises. Theory learnt will be applied using our state-of-the-art simulators.



The flare, blowdown and pressure relief systems are the most important elements for emergency and operational discharge of flammable substances in the process facilities. Safety relief and flare systems control vapors and liquids that are released by pressure-relieving devices and blow-downs. Pressure relief is an automatic, planned release when operating pressure reaches a predetermined level. Blowdown normally refers to the intentional release of material, such as blowdowns from process unit start-ups, furnace blowdowns, shutdowns, and emergencies. Vapor depressuring is the rapid removal of vapors from pressure vessels in case of fire. This may be accomplished by the use of a rupture disc, usually set at a higher pressure than the relief valve.



The principal elements of the safety relief and flare systems are the individual pressure relief devices, the flare piping system, the flare separator drum, and the flare (including igniters, tips, sealing devices, purge and steam injection for smokeless burning). Application of relief devices must comply with appropriate ASME Vessel Codes and API 520/521 standards.





Design of relief devices must comply with applicable national codes and laws as well as the requirements of the insurance covering the plant or installation. National regulations not only cover safety but also environmental considerations such as air and water pollution and noise abatement.

This course presents a convenient overview of relief system details based on the full scope of API, ASME, and other code and specification requirements. It covers all aspects of relief flare systems from the emergency relief sources through the valving and flare network right to the stack and flare tip. Descriptions and design criteria will be outlined for flare tips, seals, stacks, knockout drums, header systems, relief valves, depressurization systems and basic hazard analysis. Alternative design methods will be also described with reference to the specific nature of relief and flare systems worldwide.

Course Objectives

Upon the successful completion of this course, each participant will be able to:-

- Apply an in-depth knowledge and skills in the operation, maintenance and troubleshooting of flare, blowdown and pressure relief systems
- Discuss product specification and identify the different types of flow measurement
- Review the various instrumentation and sensing devices used in flare, blowdown and pressure relief systems
- Carryout installation, troubleshooting and calibration of the control systems used in plant
- Determine the components and function of the relief systems and practice the sizing and installation of the relieving devices
- Identify the types, features and application of flare systems
- Determine the applicable codes, standards and recommended practices for flare, blowdown and pressure relief systems
- Acquire knowledge on product storage and tanks and recognize the importance of product recovery
- Evaluate the scope of waste heat recovery and explain its role in flare and pressure relief systems
- Operate, maintain and troubleshoot flare, blowdown and pressure relief system in a professional manner

Exclusive Smart Training Kit - H-STK®



*Participants of this course will receive the exclusive “Haward Smart Training Kit” (H-STK®). The H-STK® consists of a comprehensive set of technical content which includes **electronic version** of the course materials conveniently saved in a **Tablet PC**.*

Who Should Attend

This course provides systematic techniques on the operation, maintenance and troubleshooting of flare, blowdown and pressure relief systems. Operations personnel, supervisors, engineers, maintenance personnel, senior plant supervisors, operations process support engineers, design engineers and process engineers will gain an outstanding knowledge from the practical and operational aspects of the course.



Training Methodology

All our Courses are including **Hands-on Practical Sessions** using equipment, State-of-the-Art Simulators, Drawings, Case Studies, Videos and Exercises. The courses include the following training methodologies as a percentage of the total tuition hours:-

- 30% Lectures
- 20% Practical Workshops & Work Presentations
- 30% Hands-on Practical Exercises & Case Studies
- 20% Simulators (Hardware & Software) & Videos

In an unlikely event, the course instructor may modify the above training methodology before or during the course for technical reasons.

Course Date/Venue

Session(s)	Date	Venue
1	April 13-17, 2025	Boardroom 1, Elite Byblos Hotel Al Barsha, Sheikh Zayed Road, Dubai, UAE
2	July 27-31, 2025	Safir Meeting Room, Divan Istanbul, Turkey
3	August 24-28, 2025	Olivine Meeting Room, Fairmont Nile City, Cairo, Egypt
4	October 19-23, 2025	Boardroom 1, Elite Byblos Hotel Al Barsha, Sheikh Zayed Road, Dubai, UAE
5	December 15-19, 2025	Hampstead Meeting Room, Marriott London Regents Park, London, United Kingdom
6	January 18-22, 2026	Meeting Plus 9, City Centre Rotana, Doha Qatar

Course Fee

Dubai	US\$ 5,500 per Delegate + VAT . This rate includes H-STK® (Haward Smart Training Kit), buffet lunch, coffee/tea on arrival, morning & afternoon of each day.
Istanbul	US\$ 6,000 per Delegate + VAT . This rate includes H-STK® (Haward Smart Training Kit), buffet lunch, coffee/tea on arrival, morning & afternoon of each day.
Cairo	US\$ 5,500 per Delegate + VAT . This rate includes H-STK® (Haward Smart Training Kit), buffet lunch, coffee/tea on arrival, morning & afternoon of each day.
London	US\$ 8,800 per Delegate + VAT . This rate includes H-STK® (Haward Smart Training Kit), buffet lunch, coffee/tea on arrival, morning & afternoon of each day.
Doha	US\$ 6,000 per Delegate. This rate includes H-STK® (Haward Smart Training Kit), buffet lunch, coffee/tea on arrival, morning & afternoon of each day.

Accommodation


Accommodation is not included in the course fees. However, any accommodation required can be arranged at the time of booking.

Course Certificate(s)


Internationally recognized certificates will be issued to all participants of the course who completed a minimum of 80% of the total tuition hours.

Certificate Accreditations

Certificates are accredited by the following international accreditation organizations: -

- 
British Accreditation Council (BAC)

Haward Technology is accredited by the **British Accreditation Council** for **Independent Further and Higher Education** as an **International Centre**. BAC is the British accrediting body responsible for setting standards within independent further and higher education sector in the UK and overseas. As a BAC-accredited international centre, Haward Technology meets all of the international higher education criteria and standards set by BAC.

- 
The International Accreditors for Continuing Education and Training (IACET - USA)

Haward Technology is an Authorized Training Provider by the International Accreditors for Continuing Education and Training (IACET), 2201 Cooperative Way, Suite 600, Herndon, VA 20171, USA. In obtaining this authority, Haward Technology has demonstrated that it complies with the **ANSI/IACET 2018-1 Standard** which is widely recognized as the standard of good practice internationally. As a result of our Authorized Provider membership status, Haward Technology is authorized to offer IACET CEUs for its programs that qualify under the **ANSI/IACET 2018-1 Standard**.

Haward Technology's courses meet the professional certification and continuing education requirements for participants seeking **Continuing Education Units (CEUs)** in accordance with the rules & regulations of the International Accreditors for Continuing Education & Training (IACET). IACET is an international authority that evaluates programs according to strict, research-based criteria and guidelines. The CEU is an internationally accepted uniform unit of measurement in qualified courses of continuing education.

Haward Technology Middle East will award **3.0 CEUs** (Continuing Education Units) or **30 PDHs** (Professional Development Hours) for participants who completed the total tuition hours of this program. One CEU is equivalent to ten Professional Development Hours (PDHs) or ten contact hours of the participation in and completion of Haward Technology programs. A permanent record of a participant's involvement and awarding of CEU will be maintained by Haward Technology. Haward Technology will provide a copy of the participant's CEU and PDH Transcript of Records upon request.



Course Instructor(s)

This course will be conducted by the following instructor(s). However, we have the right to change the course instructor(s) prior to the course date and inform participants accordingly:



Mr. Mohammad Hamami, is a **Senior Process Engineer** with an extensive practical experience within the **Oil, Gas, Refinery, Petrochemical** and **Power** industries. His experience covers **Clean Fuel Technology & Standards, Clean Fuel Specification, Emission Regulation, Crude Oil Production, Desulphurization, Synthesis Gas Production, Naphtha Isomerization, Diesel Fuel Additives, Storage Tanks Filtration, Fuel Quality Inspection, Process Plant Troubleshooting & Engineering Problem Solving, Process Equipment Operation, Process Plant Operation, Process Plant Start-up & Commissioning, Process Plant Optimization, Oil & Gas Field Operation, Oil Movement, Storage & Troubleshooting, Petroleum Refinery Process, Process Reactor Operation & Troubleshooting, LPG Oil & Gas Operation & Troubleshooting, Crude Oil & LNG Storage, LNG & LPG Plants Gas Processing, Refinery Process Operations Technology, Liquid Bulk Cargo Handling, Gas Conditioning & Processing Technology, Distillation Column Design & Operation and Gasoline & Diesel Fuel Technology**. Further he is also well-versed in **Refinery Operational Economics & Profitability, Aromatics Manufacturing Process, Hydrogen Production Operation, Steam Reforming Technology, Gas Treating, Hydro-treating & Hydro-Cracking, Catalyst Material Handling, Gas Sweetening & Sulfur Recovery, Hydro Carbon Dew Point (HCDP) Control, Heat Exchangers & Fired Heaters, Amine Gas Sweetening, Plastic Additives Selection & Application, Crude & Vacuum Process Technology, Flare & Pressure Relief Systems, Stock Management & Tank Dipping Calculation, NGL Recovery & Fractionation, Refrigerant & NGL Extraction and Catalytic Cracking & Reforming**.

During his long professional career, Mr. Mohammad worked as a **Refinery Manager, Operations Manager, Section Head/Superintendent** and **Process Engineer** for **Process Units, Utilities & Oil Movement** in various companies. He has been responsible for a number of **technological-driven world-scale hydrocarbon processing projects** from **beginning to successful start-up**.

Mr. Mohammad has a **Bachelor's degree in Chemical Engineering**. He is an **active member** of the **American Institute of Chemical Engineers (AIChE)** and has presented **technical papers** at its **several national meetings**. He has largely participated in the **start-up of seven world-scale process plants** which made him an **International Expert** in **Process Plant Start-Up** and **Oil Movement** and a **Certified Instructor/Trainer**.



Course Program

The following program is planned for this course. However, the course instructor(s) may modify this program before or during the course for technical reasons with no prior notice to participants. Nevertheless, the course objectives will always be met:

Day 1

0730 – 0800	Registration & Coffee
0800 – 0815	Welcome & Introduction
0815 – 0830	PRE-TEST
0830 – 0930	Product Specification LP-Gas Specification Parameters • Vapor Pressure • Moisture Content • Sulfur Content • Volatile Residue • Non-Volatile Residue • Non-Specification Contaminants • Odorization
0930 – 0945	Break
0945 – 1100	Flow Measurement Flow Calculation Guide • Gas Measurement & Pipe Rupture • Liquid Measurement • Mass Measurement • Steam Measurement • Miscellaneous Measurement Devices • Auxiliary Equipment and Common Terms
1100 – 1230	Instrumentation & Sensing Devices General Instrumentation Considerations • Identification • Pneumatic Power Supplies • Electronic Power Supplies • Pressure Sensors • Level Sensors • Temperature Sensors • Flow Sensors • Signal Transmitters • Pneumatic Transmitters • Electronic Transmitters • Signal Converters • Recorders and Indicators
1230 – 1245	Break
1245 – 1420	Control Systems Control Concepts • Control Modes and Controllers • Controller Tuning • Control Valves • Liquid Service • Sizing Calculation Procedure • Installation, Troubleshooting, and Calibration • Digital Computers • Digital First-Level Control Systems • Analytical Instruments
1420 – 1430	Recap Using this Course Overview, the Instructor(s) will Brief Participants about the Topics that were Discussed Today and Advise Them of the Topics to be Discussed Tomorrow
1430	Lunch & End of Day One

Day 2

0730 – 0930	Relief Systems Relief Device Design • Blocked Discharge • Fire Exposure • Tube Rupture
0930 – 0945	Break
0945 – 1115	Relief Systems (cont'd) Control Valve Failure • Thermal Expansion • Utility Failure
1115 – 1230	Relieving Devices Safety Relief Valves • Rupture Disk • Sizing of Relief Devices
1230 – 1245	Break
1245 – 1420	Relieving Devices (cont'd) Relief Valve Installation • Relief System Piping Design • Knockout Drums
1420 – 1430	Recap
1430	Lunch & End of Day Two



Day 3

0730 – 0930	Flare Systems Types of Flare Systems • Thermal Radiation • Smokeless Operation • Pilots and Ignition
0930 – 0945	Break
0945 – 1115	Flare Systems (cont'd) Seals • Location and Regulations • Special Relief System Considerations • Low Temperature Flaring
1115 – 1230	Applicable Codes, Standards & Recommended Practices ASME Codes • ANSI Codes • API Publications
1230 – 1245	Break
1245 – 1420	Applicable Codes, Standards & Recommended Practices (cont'd) NFPA Publications • OSHA Publications • CGA (Compressed Gas Association) Publications
1420 – 1430	Recap
1430	Lunch & End of Day Three

Day 4

0730 – 0930	Product Storage & Tanks Storage Classification • Working Pressures • Types of Storage • Materials of Construction • Protective Coatings • Insulation • Appurtenances • Site Preparation and Installation • Cathodic Protection
0930 – 0945	Break
0945 – 1100	Product Recovery Product Losses • Vapor Recovery Systems • Separators and Filters • Fired Equipment • Hot Oil System
1100 – 1230	Waste Heat Recovery Heat Exchangers Overview • Heat Balances • Shell and Tube Exchangers • Fouling Resistances • Film Resistances • Performance Evaluation with Sensible Heat Transfer • Condensers
1230 – 1245	Break
1245 – 1420	Waste Heat Recovery Reboilers and Vaporizers • Selection of Exchanger Components • Nomenclature • Shell Size and Tube Count Estimation • Operating Characteristics • Inlet Gas Exchanger • Hairpin Heat Exchangers
1420 – 1430	Recap
1430	Lunch & End of Day Four

Day 5

0730 – 0930	Operation, Maintenance & Troubleshooting
0930 – 0945	Break
0945 – 1100	Operation, Maintenance & Troubleshooting (cont'd)
1100 – 1230	Operation, Maintenance & Troubleshooting (cont'd)
1230 – 1245	Break
1245 – 1345	Operation, Maintenance & Troubleshooting (cont'd)
1345 – 1400	Course Conclusion
1400 – 1415	POST-TEST
1415 – 1430	Presentation of Course Certificates
1430	Lunch & End of Course



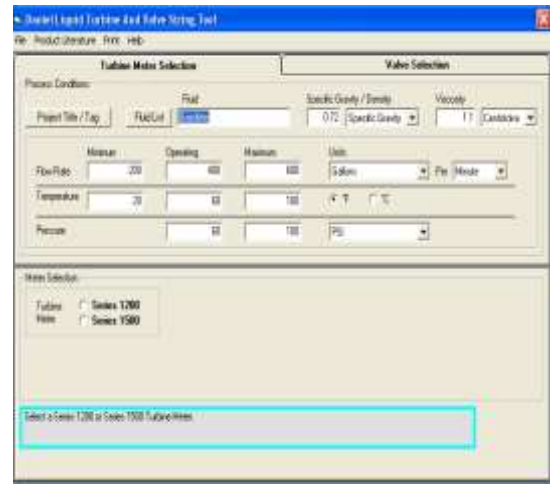
Simulators (Hands-on Practical Sessions)

Practical sessions will be organized during the course for delegates to practice the theory learnt. Delegates will be provided with an opportunity to carryout various exercises using our “Valve Demo Kit”, “Gas Ultrasonic Meter Sizing Tool”, “Liquid Turbine Meter and Control Valve Sizing Tool”, “Liquid Ultrasonic Meter Sizing Tool” and “Orifice Flow Calculator” simulators “Valve Sizing Simulator”, “Valve Simulator 3.0”, “Valvestar 7.2 Simulator” and “PRV²SIZE Simulator”.





Gas Ultrasonic Meter (USM) Sizing Tool Simulator



Liquid Turbine Meter and Control Valve Sizing Tool Simulator




Liquid Ultrasonic Meter Sizing Tool Simulator



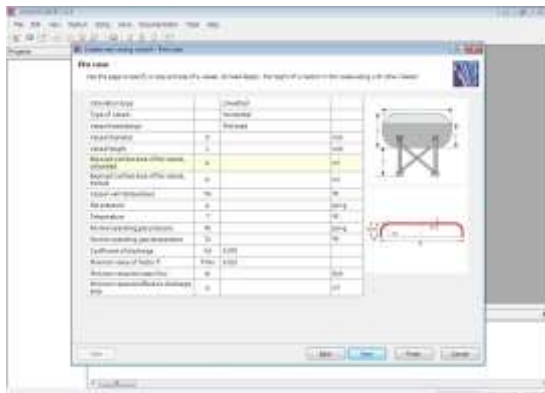
Orifice Flow Calculator Simulator



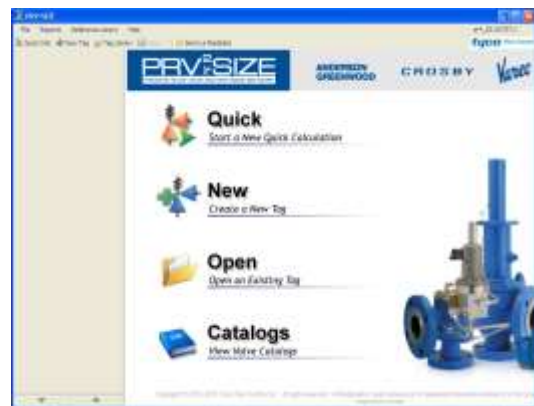
Valve Sizing Simulator



Valve Simulator 3.0



Valvestar 7.2 Simulator



PRV²SIZE Simulator

Course Coordinator

Mari Nakintu, Tel: +971 230 91 714, Email: mari1@haward.org