



COURSE OVERVIEW ME0616 Compressor Operation & Maintenance & Troubleshooting

Course Title

Compressor Operation & Maintenance & Troubleshooting

Course Date/Venue

October 04-08, 2026/TBA Meeting Room, Voco Dubai, an IHG Hotel, Dubai UAE


Course Reference

ME0616

Course Duration/Credits

Five days/3.0 CEUs/30 PDHs

Course Description



This practical and highly-interactive course includes various practical sessions and exercises. Theory learnt will be applied using our state-of-the-art simulators.



This course is designed to provide participants with a detailed and up-to-date overview of Compressor Operation, Maintenance and Troubleshooting. It covers the purpose, types and applications of compressors and the key principles of gas compression; the thermodynamics of compression and the components of reciprocating compressors and centrifugal compressors; the rotors, bearings, seals and lubrication systems and cooling mechanisms; the reciprocating compressors, rotary compressors and centrifugal and axial compressors; the installation considerations, site selection and layout, standards and codes; the pre-startup inspections, startup sequence for various compressors and normal and emergency shutdown procedures; monitoring pressure, temperature and flow rates; and controlling discharge pressure and suction conditions.



Further, the course will also discuss the difference between manual and automated controls; the pressure and temperature control mechanisms, variable frequency drives (VFDs) and integration with SCADA and PLC systems; handling varying gas compositions, identifying moisture and impurities in gas streams and managing high-pressure and high-temperature conditions; the impact of altitude and ambient temperature; the potential hazards, emergency shutdown systems and fire and explosion prevention measures; minimizing power consumption, and best practices for efficient operation; evaluating and improving isentropic efficiency; and the use of energy recovery systems.



During this interactive course, participants will learn the preventive maintenance, predictive maintenance and corrective maintenance; the lubrication systems covering the types of lubricants and their applications; the issues caused by improper lubrication and inspection and replacement of lubrication components; the valve inspection and replacement, checking and replacing piston rings, inspecting impellers and rotors and testing and replacing seals and gaskets; the documentation and recordkeeping and using root cause analysis (RCA) for proactive problem-solving; the common issues in compressors, mechanical failures and electrical and control system failures; the leak detection and management, advanced troubleshooting techniques, compressor performance optimisation and emergency response and recovery; the sustainability and environmental considerations; and the future trends in compressor technology.

Course Objectives/Outcomes & Benefits for the Participants

Upon the successful completion of this course, each participant will be able to:-

- Apply and gain an in-depth knowledge on compressor operation, maintenance and troubleshooting
- Discuss the purpose, types and applications of compressors and the key principles of gas compression
- Explain thermodynamics of compression and identify the components of reciprocating compressors and centrifugal compressors including rotors, bearings, and seals, lubrication systems and cooling mechanisms
- Recognize reciprocating compressors, rotary compressors and centrifugal and axial compressors
- Discuss installation considerations and site selection and layout, standards and codes as well as apply pre-startup inspections, startup sequence for various compressors and normal and emergency shutdown procedures
- Monitor pressure, temperature and flow rates and control discharge pressure and suction conditions
- Differentiate manual versus automated controls and discuss pressure and temperature control mechanisms, variable frequency drives (VFDs) and integration with SCADA and PLC systems
- Handle varying gas compositions, identify moisture and impurities in gas streams, manage high-pressure and high-temperature conditions and discuss the impact of altitude and ambient temperature
- Identify potential hazards, emergency shutdown systems and fire and explosion prevention measures
- Minimize power consumption, apply best practices for efficient operation, evaluate and improve isentropic efficiency and use energy recovery systems
- Carryout preventive maintenance, predictive maintenance and corrective maintenance
- Recognize lubrication systems covering the types of lubricants and their applications, issues caused by improper lubrication and inspection and replacement of lubrication components

- Apply valve inspection and replacement, check and replace piston rings, inspect impellers and rotors and test and replace seals and gaskets
- Perform proper documentation and recordkeeping and use root cause analysis (RCA) for proactive problem-solving as well as identify the common issues in compressors, mechanical failures and electrical and control system failures
- Employ leak detection and management, advanced troubleshooting techniques, compressor performance optimisation and emergency response and recovery
- Discuss sustainability and environmental considerations and the future trends in compressor technology

Exclusive Smart Training Kit – H-STK®



*Participants of this course will receive the exclusive “Haward Smart Training Kit” (H-STK®). The H-STK® consists of a comprehensive set of technical content which includes **electronic version** of the course materials conveniently saved in a **Tablet PC**.*

Who Should Attend

This course covers systematic techniques and methodologies on the operation, maintenance and troubleshooting of compressors for those who work with mechanical and rotating equipment at industrial plants, petrochemical plants, process plants, utilities, production oil/gas field, or manufacturing facilities. General maintenance personnel, first line supervisors and engineers will find this course extremely useful. Attendees come from a wide variety of industries, skill-levels, company sizes, and job titles.

Training Methodology

All our Courses are including **Hands-on Practical Sessions** using equipment, State-of-the-Art Simulators, Drawings, Case Studies, Videos and Exercises. The courses include the following training methodologies as a percentage of the total tuition hours:-

- 30% Lectures
- 20% Practical Workshops & Work Presentations
- 30% Hands-on Practical Exercises & Case Studies
- 20% Simulators (Hardware & Software) & Videos

In an unlikely event, the course instructor may modify the above training methodology before or during the course for technical reasons.

Learning Design & Customization

This course can be customized to the exact requirements of clients. Haward Technology is so proud of our huge capabilities in tailoring our courses to the training needs of our valued clients.

Course Fee

US\$ 5,500 per Delegate + **VAT**. This rate includes H-STK® (Haward Smart Training Kit), buffet lunch, coffee/tea on arrival, morning & afternoon of each day.

Course Certificate(s)

Internationally recognized certificates will be issued to all participants of the course who completed a minimum of 80% of the total tuition hours.

Certificate Accreditations

Haward’s certificates are accredited by the following international accreditation organizations: -

- 

British Accreditation Council (BAC)

Haward Technology is accredited by the **British Accreditation Council for Independent Further and Higher Education** as an **International Centre**. Haward’s certificates are internationally recognized and accredited by the British Accreditation Council (BAC). BAC is the British accrediting body responsible for setting standards within independent further and higher education sector in the UK and overseas. As a BAC-accredited international centre, Haward Technology meets all of the international higher education criteria and standards set by BAC.

- 

The International Accreditors for Continuing Education and Training (IACET – USA)

Haward Technology is an Authorized Training Provider by the International Accreditors for Continuing Education and Training (IACET), 2201 Cooperative Way, Suite 600, Herndon, VA 20171, USA. In obtaining this authority, Haward Technology has demonstrated that it complies with the **ANSI/IACET 2018-1 Standard** which is widely recognized as the standard of good practice internationally. As a result of our Authorized Provider membership status, Haward Technology is authorized to offer IACET CEUs for its programs that qualify under the **ANSI/IACET 2018-1 Standard**.

Haward Technology’s courses meet the professional certification and continuing education requirements for participants seeking **Continuing Education Units (CEUs)** in accordance with the rules & regulations of the International Accreditors for Continuing Education & Training (IACET). IACET is an international authority that evaluates programs according to strict, research-based criteria and guidelines. The CEU is an internationally accepted uniform unit of measurement in qualified courses of continuing education.

Haward Technology Middle East will award **3.0 CEUs** (Continuing Education Units) or **30 PDHs** (Professional Development Hours) for participants who completed the total tuition hours of this program. One CEU is equivalent to ten Professional Development Hours (PDHs) or ten contact hours of the participation in and completion of Haward Technology programs. A permanent record of a participant’s involvement and awarding of CEU will be maintained by Haward Technology. Haward Technology will provide a copy of the participant’s CEU and PDH Transcript of Records upon request.

Accommodation

Accommodation is not included in the course fees. However, any accommodation required can be arranged at the time of booking.

Course Instructor(s)

This course will be conducted by the following instructor(s). However, we have the right to change the course instructor(s) prior to the course date and inform participants accordingly:



Mr. Karl Thanasis, PEng, MSc, MBA, BSc, is Senior Mechanical & Maintenance Engineer with over 30 years of extensive industrial experience. His wide expertise includes Compressor Operations & Troubleshooting, Centrifugal Compressor & Steam Turbine, Howden Screw Compressor MK/WRV Operation, Maintenance & Troubleshooting, Steam Generation, Steam Turbines, Power Generator Plants, Gas Turbines, Combined Cycle Plants, Boilers, Process Fired Heaters, Air Preheaters, Induced Draft Fans, All Heaters Piping Work, Refractory Casting, Heater Fabrication, Thermal & Fired Heater Design, Heat Exchangers, Heat Transfer, Coolers, Power Plant Performance, Efficiency & Optimization, Storage Tank Design & Fabrication, Thermal Power Plant Management, Boiler & Steam System Management, Pump Operation & Maintenance, Chiller & Chiller Plant Design & Installation, Pressure Vessel, Safety Relief Valve Sizing & Selection, Valve Disassembling & Repair, Pressure Relief Devices (PSV), Hydraulic & Pneumatic Maintenance, Advanced Valve Technology, Pressure Vessel Design & Fabrication, Pumps, Turbo-Generator, Turbine Shaft Alignment, Lubrication, Mechanical Seals, Packing, Blowers, Bearing Installation, Couplings, Clutches and Gears. Further, he is also versed in Wastewater Treatment Technology, Piping System, Water Movement, Water Filtering, Mud Pumping, Piping & Pipeline, Maintenance, Repair, Shutdown, Turnaround & Outages, Maintenance & Reliability Management, Mechanical Maintenance Planning, Scheduling & Work Control, Advanced Techniques in Maintenance Management, Predictive & Preventive Maintenance, Maintenance & Operation Cost Reduction Techniques, Reliability Centered Maintenance (RCM), Machinery Failure Analysis, Rotating Equipment Reliability Optimization & Continuous Improvement, Material Cataloguing, Mechanical & Rotating Equipment Troubleshooting & Maintenance, Root Cause Analysis & Reliability Improvement, Condition Monitoring, Root Cause Failure Analysis (RCFA), that includes Aeration, Sedimentation and Chlorination Tanks. His strong background also includes Design and Sizing of all Waste Water Treatment Plant Associated Equipment such as Sludge Pumps, Filters, Metering Pumps, Aerators and Sludge Decanters.

Mr. Thanasis has acquired his thorough and practical experience as the **Project Manager, Plant Manager, Area Manager - Equipment Construction, Construction Superintendent, Project Engineer and Design Engineer.** His duties covered **Plant Preliminary Design, Plant Operation, Write-up of Capital Proposal, Investment Approval, Bid Evaluation, Technical Contract Write-up, Construction and Sub-contractor Follow up, Lab Analysis, Sludge Drying and Management of Sludge Odor and Removal.** He has worked in various companies worldwide in the **USA, Germany, England and Greece.**

Mr. Thanasis is a **Registered Professional Engineer** in the **USA and Greece** and has a **Master's and Bachelor's degree in Mechanical Engineering with Honours** from the **Purdue University and SIU in USA** respectively as well as an **MBA** from the **University of Phoenix in USA.** Further, he is a **Certified Internal Verifier/Trainer/Assessor** by the **Institute of Leadership & Management (ILM)** a **Certified Instructor/Trainer** and has delivered numerous trainings, courses, seminars, workshops and conferences worldwide.

Course Program

The following program is planned for this course. However, the course instructor(s) may modify this program before or during the course for technical reasons with no prior notice to participants. Nevertheless, the course objectives will always be met:

Day 1: Sunday, 04th of October 2026

0730 – 0800	Registration & Coffee
0800 – 0815	Welcome & Introduction
0815 – 0830	PRE-TEST
0830 – 0930	Basics of Compressors Definition & Purpose of Compressors • Types of Compressors (Reciprocating, Rotary, Centrifugal) • Applications in Various Industries • Key Principles of Gas Compression
0930 – 0945	Break
0945 – 1030	Thermodynamics of Compression Understanding Boyle's & Charles's Laws • Isentropic, Isothermal & Polytropic Processes • Compression Ratio & Efficiency • Impact of Temperature & Pressure on Performance
1030 – 1130	Compressor Components Cylinders, Pistons & Valves (Reciprocating Compressors) • Impellers & Casings (Centrifugal Compressors) • Rotors, Bearings & Seals • Lubrication Systems & Cooling Mechanisms
1130 – 1215	Types of Compressors in Detail Reciprocating Compressors: Single versus Double-Acting • Rotary Compressors: Vane, Screw & Scroll • Centrifugal & Axial Compressors • Advantages & Limitations of Each Type
1215 – 1230	Break
1230 – 1330	Installation Considerations Site Selection & Layout • Foundations & Vibration Isolation • Piping & Connections • Safety & Environmental Considerations
1330 – 1420	Standards & Codes API 618 & 672 (Reciprocating & Centrifugal Compressors) • ASME Standards for Pressure Vessels • ISO Standards for Compressor Performance • Safety Regulations & Compliance
1420 – 1430	Recap Using this Course Overview, the Instructor(s) will Brief Participants about the Topics that were Discussed Today and Advise Them of the Topics to be Discussed Tomorrow
1430	Lunch & End of Day One

Day 2: Monday, 05th of October 2026

0730 – 0830	Startup & Shutdown Procedures Pre-Startup Inspections • Startup Sequence for Various Compressors • Normal & Emergency Shutdown Procedures • Common Mistakes During Operation
0830 – 0930	Operating Parameters Monitoring Pressure, Temperature & Flow Rates • Controlling Discharge Pressure & Suction Conditions • Load & Unload Cycles • Effects of off-Design Conditions
0930 – 0945	Break



0945 – 1100	Control Systems <i>Manual versus Automated Controls • Pressure & Temperature Control Mechanisms • Variable Frequency Drives (VFDs) • Integration with SCADA & PLC Systems</i>
1100 – 1215	Gas Compression Challenges <i>Handling Varying Gas Compositions • Moisture & Impurities in Gas Streams • Managing High-Pressure & High-Temperature Conditions • Impact of Altitude & Ambient Temperature</i>
1215 – 1230	Break
1230 – 1330	Safety in Compressor Operation <i>Identifying Potential Hazards (Pressure, Heat, Leaks) • Emergency Shutdown Systems • Fire & Explosion Prevention Measures • Operator Training & PPE</i>
1330 – 1420	Energy Efficiency in Operations <i>Importance of Minimizing Power Consumption • Best Practices for Efficient Operation • Evaluating & Improving Isentropic Efficiency • Use of Energy Recovery Systems</i>
1420 – 1430	Recap <i>Using this Course Overview, the Instructor(s) will Brief Participants about the Topics that were Discussed Today and Advise Them of the Topics to be Discussed Tomorrow</i>
1430	Lunch & End of Day Two

Day 3: Tuesday, 06th of October 2026

0730 – 0830	Preventive Maintenance <i>Scheduled Inspections & Tasks • Cleaning & Lubrication Procedures • Replacement Schedules for Wear Parts • Maintaining Logbooks & Records</i>
0830 – 0930	Predictive Maintenance <i>Vibration Analysis • Thermal Imaging & Infrared Inspection • Monitoring Oil Quality & Gas Composition • Predictive Analytics & Trends</i>
0930 – 0945	Break
0945 – 1100	Corrective Maintenance <i>Diagnosing Common Faults • Repairs for Seals, Bearings & Valves • Managing Unplanned Shutdowns • Case Studies of Failure Recovery</i>
1100 – 1215	Lubrication Systems <i>Importance of Lubrication • Types of Lubricants & Their Applications • Issues Caused by Improper Lubrication • Inspection & Replacement of Lubrication Components</i>
1215 – 1230	Break
1230 – 1330	Maintenance of Key Components <i>Valve Inspection & Replacement • Checking & Replacing Piston Rings • Inspection of Impellers & Rotors • Testing & Replacing Seals & Gaskets</i>
1330 – 1420	Documentation & Recordkeeping <i>Maintenance Checklists • Troubleshooting Logs • Reporting & Compliance Documentation • Tracking Performance Trends</i>
1420 – 1430	Recap <i>Using this Course Overview, the Instructor(s) will Brief Participants about the Topics that were Discussed Today and Advise Them of the Topics to be Discussed Tomorrow</i>
1430	Lunch & End of Day Three

Day 4: Wednesday, 07th of October 2026

0730 – 0830	Root Cause Analysis (RCA) <i>Steps in Performing RCA • Identifying Recurring Issues • Techniques for Pinpointing Faults • Using RCA for Proactive Problem-Solving</i>
0830 – 0930	Common Issues in Compressors <i>High Discharge Temperature & Pressure Fluctuations • Oil Carryover & Gas Contamination • Excessive Vibration & Noise • Motor & Electrical Faults</i>
0930 – 0945	Break
0945 – 1100	Mechanical Failures <i>Causes of Wear and Tear • Detecting Misalignment and Imbalance • Issues with Bearings and Rotors • Diagnosing Broken or Damaged Valves</i>
1100 – 1215	Electrical & Control System Failures <i>Diagnosing Motor & Drive Issues • Control Panel Malfunctions • Sensor & Actuator Failures • Power Supply & Voltage Irregularities</i>
1215 – 1230	Break
1230 – 1330	Leak Detection & Management <i>Techniques for Detecting Gas Leaks • Managing Pressure Loss • Evaluating Safety & Environmental Risks • Repair & Prevention Strategies</i>
1330 – 1420	Practical Troubleshooting Exercises <i>Simulated Fault Scenarios • Hands-on Problem-Solving with Real Equipment • Reviewing Case Studies of Major Failures • Collaborative Group Exercises</i>
1420 – 1430	Recap <i>Using this Course Overview, the Instructor(s) will Brief Participants about the Topics that were Discussed Today and Advise Them of the Topics to be Discussed Tomorrow</i>
1430	Lunch & End of Day Four

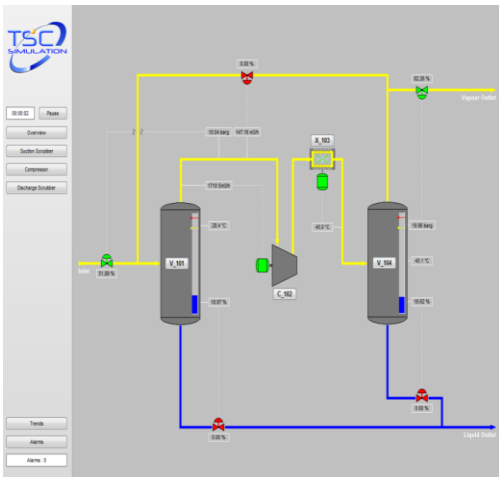
Day 5: Thursday, 08th of October 2026

0730 – 0830	Advanced Troubleshooting Techniques <i>Using Diagnostic Software & Tools • Advanced Vibration & Thermal Analysis • Simulation Tools for Predictive Failure Analysis • Integrating IoT for Monitoring</i>
0830 – 0930	Optimizing Compressor Performance <i>Retrofitting & Upgrading Components • Improving Energy Efficiency • Adjusting Operating Parameters for Optimal Performance • Case Studies of Successful Optimization</i>
0930 – 0945	Break
0945 – 1100	Emergency Response & Recovery <i>Developing an Emergency Action Plan • Minimizing Downtime During Failures • Communicating with Stakeholders During Incidents • Post-Incident Evaluation & Improvements</i>
1100 – 1230	Sustainability & Environmental Considerations <i>Reducing Emissions & Waste • Energy Recovery Systems & Waste Heat Utilization • Compliance with Environmental Regulations • Role of Compressors in Green Energy Systems</i>
1230 – 1245	Break

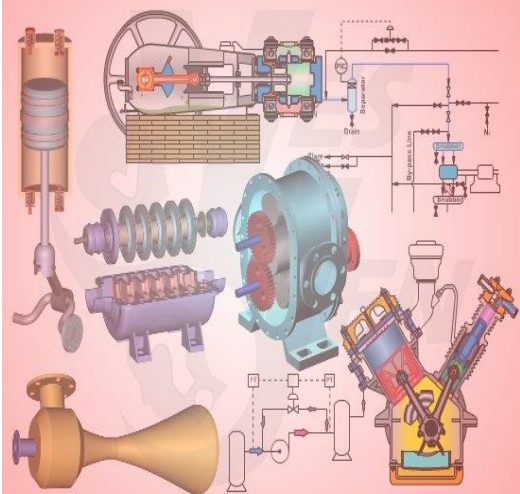
1245 – 1345	Future Trends in Compressor Technology <i>Emerging Technologies in Compressors • Role of AI & Machine Learning in Operations • Innovations in Materials & Design • Outlook for the Compressor Industry</i>
1345 – 1400	Course Conclusion <i>Using this Course Overview, the Instructor(s) will Brief Participants about Topics that were Covered During the Course</i>
1400 – 1415	POST-TEST
1415 – 1430	<i>Presentation of Course Certificates</i>
1430	<i>Lunch & End of Course</i>

Simulator (Hands-on Practical Sessions)

Practical sessions will be organized during the course for delegates to practice the theory learnt. Delegates will be provided with an opportunity to carryout various exercises using our state-of-the-art simulators “SIM 3300 Centrifugal Compressor” and “CBT on Compressors”.



SIM 3300 Centrifugal Compressor Simulator



CBT on Compressors

Course Coordinator

Mari Nakintu, Tel: +971 2 30 91 714, Email: mari1@haward.org