



COURSE OVERVIEW RE0212

Excellence in Maintenance and Reliability Management

Course Title

Excellence in Maintenance and Reliability Management

Course Date/Venue

December 08-12, 2024/ Club B Meeting Room, Ramada Plaza by Wyndham Istanbul City Center, Istanbul, Turkey

Course Reference

RE0212

Course Duration/Credits

Five days/3.0 CEUs/30 PDHs

Course Description



This practical and highly-interactive course includes various practical sessions and exercises. Theory learnt will be applied using our state-of-the-art simulators.

Every year, industry in the United States alone is spending around one trillion dollars on plant and equipment maintenance. According to maintenance specialists, at least one third of this amount is wasted, and that's just the tip of the iceberg. Bad maintenance management is responsible for equipment failures, disrupted production schedules, delays in deliveries, and poor product quality. Why is industry wasting one out of every three dollars spent on maintenance? The answer is simple: Poor management and poor systems.



The problem of reliability allocation and optimization of Rotating Equipment has been widely investigated by world-class process companies during the last decade. Instead of concentrating exclusively on redundancy allocation as per the old fashion maintenance, the minimum required reliability for each component of the equipment are now estimated in order to achieve the equipment reliability goal with minimum cost.



Thereafter, the engineer can decide whether this minimum required component reliability will be achieved via fault avoidance or redundancy. This new philosophy allocates reliability to a component according to the cost of increasing its reliability.

Continuous improvement of plant reliability by optimizing predictive maintenance for rotating equipment is one of the most important challenges plants face today. To know how to effectively prevent equipment failures, conduct a successful root cause failure analysis and improve condition



monitoring for pumps, turbines and compressors are continuing challenges for engineers. Proper analysis and solving of chronic problems at the source saves time and money.

This course is designed to assist maintenance management personnel responsible for delivering maximum reliability and availability of equipment at the lowest possible cost. The course will present techniques designed to improve the effectiveness of maintenance management activities, to ensure that physical assets perform their required functions, operate reliably, and support corporate goals.

The course will explain the effective method of component condition monitoring for use as both a predictive maintenance and root cause analysis tool. It also details the major failure causes, the world-class proven root cause analysis procedure with exercises and case histories, installation, pre-commissioning planning, functional testing and commissioning, preventive maintenance strategies and more.

The course sessions will focus on the modern methods and techniques on the most critical aspects of maintenance management such as Organizing maintenance resource, Selecting the right maintenance work, analyzing failures, Setting and conducting a maintenance plan, planning spare parts, Estimating and controlling maintenance costs, Computerizing maintenance planning and measurement operations. The delegate will also be introduced to Reliability tools and the effect human reliability has on plant availability.

To maximize the benefits of the course, delegates should be prepared to actively participate in the Course and bring examples of standard work plans, a list of plant performance metrics, the work priority system in-place, and any other maintenance or reliability material they would like to review and discuss.

The course includes a comprehensive e-book entitled “*Machinery’s Handbook Pocket Companion*”, published by Industrial Press, which will be given to the participants to help them appreciate the principles presented in the course.

Course Objectives

Upon the successful completion of this course, each participant will be able to: -

- Achieve excellence in maintenance and reliability management including rotating equipment reliability optimization and continuous improvement
- Recognize the aspects of maintenance excellence and identify the different equipment failure patterns and the reasons why equipment fails
- Perform machinery failures prevention and maintenance management
- Apply the concept of optimizing reliability particularly condition monitoring and predictive maintenance
- Employ the methods of preventive maintenance and condition monitoring as well as effective predictive maintenance including root cause analysis techniques
- Implement the procedure of work selection, work planning and scheduling and specify the different proven turnaround practices in accordance with success factors and management practices
- Apply the various stewardship and performance metrics including performance work management, KPIs, maintenance effectiveness metrics and work force utilization metrics

- Perform site reliability assessment in order to identify targets for improvement and prepare site reliability optimization plan
- Discuss rotating reliability assurance and carryout machinery installation as per the guidelines
- Identify pipe stress and soft foot effects on component failures including the effects of misalignment on reliability, quality assurance and continuous improvement
- Apply the concept of Computerized Maintenance Management Systems (CMMS) with focus on SAP system and identify the CMMS components, benefits, implementation plan and more

Who Should Attend

This course covers systematic techniques and methodologies in the maintenance and reliability management towards reliability optimization and continuous improvement of rotating equipment for all maintenance & reliability management personnel such as managers, engineers, supervisors, section heads, planners and foremen.

Training Methodology

All our Courses are including **Hands-on Practical Sessions** using equipment, State-of-the-Art Simulators, Drawings, Case Studies, Videos and Exercises. The courses include the following training methodologies as a percentage of the total tuition hours:-

- 30% Lectures
- 20% Practical Workshops & Work Presentations
- 30% Hands-on Practical Exercises & Case Studies
- 20% Simulators (Hardware & Software) & Videos

In an unlikely event, the course instructor may modify the above training methodology before or during the course for technical reasons.

Course Fee

US\$ 6,000 per Delegate + **VAT**. This rate includes Participants Pack (Folder, Manual, Hand-outs, etc.), buffet lunch, coffee/tea on arrival, morning & afternoon of each day.


In addition to the Course Manual, participants will receive an e-book “*Machinery’s Handbook Pocket Companion*”, published by Industrial Press.

Course Certificate(s)

Internationally recognized certificates will be issued to all participants of the course who completed a minimum of 80% of the total tuition hours.

Certificate Accreditations

Certificates are accredited by the following international accreditation organizations: -


- 

The International Accreditors for Continuing Education and Training (IACET - USA)

Haward Technology is an Authorized Training Provider by the International Accreditors for Continuing Education and Training (IACET), 2201 Cooperative Way, Suite 600, Herndon, VA 20171, USA. In obtaining this authority, Haward Technology has demonstrated that it complies with the **ANSI/IACET 2018-1 Standard** which is widely recognized as the standard of good practice internationally. As a result of our Authorized Provider membership status, Haward Technology is authorized to offer IACET CEUs for its programs that qualify under the **ANSI/IACET 2018-1 Standard**.

Haward Technology's courses meet the professional certification and continuing education requirements for participants seeking **Continuing Education Units (CEUs)** in accordance with the rules & regulations of the International Accreditors for Continuing Education & Training (IACET). IACET is an international authority that evaluates programs according to strict, research-based criteria and guidelines. The CEU is an internationally accepted uniform unit of measurement in qualified courses of continuing education.

Haward Technology Middle East will award **3.0 CEUs** (Continuing Education Units) or **30 PDHs** (Professional Development Hours) for participants who completed the total tuition hours of this program. One CEU is equivalent to ten Professional Development Hours (PDHs) or ten contact hours of the participation in and completion of Haward Technology programs. A permanent record of a participant's involvement and awarding of CEU will be maintained by Haward Technology. Haward Technology will provide a copy of the participant's CEU and PDH Transcript of Records upon request.

- 

British Accreditation Council (BAC)

Haward Technology is accredited by the **British Accreditation Council for Independent Further and Higher Education** as an **International Centre**. BAC is the British accrediting body responsible for setting standards within independent further and higher education sector in the UK and overseas. As a BAC-accredited international centre, Haward Technology meets all of the international higher education criteria and standards set by BAC.

Accommodation

Accommodation is not included in the course fees. However, any accommodation required can be arranged at the time of booking.

Course Instructor(s)

This course will be conducted by the following instructor(s). However, we have the right to change the course instructor(s) prior to the course date and inform participants accordingly:



Mr. Steve Magalios, CEng, PGDip (on-going), MSc, BSc, is a **Senior Mechanical & Maintenance Engineer** with almost **40 years** of extensive **On-shore/Offshore** experience in the **Oil & Gas, Construction, Refinery** and **Petrochemical** industries. His expertise widely covers in the areas of **Preventive & Predictive Maintenance, Reliability Centered Maintenance, Applied Maintenance Management, Reliability Modelling, Reliability Techniques, Reliability Design Techniques, Advanced Root Causes Analysis & Techniques, Reliability Management, Pipeline Hot Tapping, Hot Tapping Equipment, Hot Tapping Operation, Welding Engineering, Fabrication &**

Inspection, Welding Techniques, Practical Welding Technology, Welding Inspection, Welding & Machine Shop, Welding & Machining, Welding Types & Applications, Welding Safety, Welding Defects Analysis, TIG & Arc Welding, Shielded Metal Arc Welding, Gas Tungsten & Gas Metal Arc Welding, Welding Procedure Specifications & Qualifications (WPS & WPQ), Aluminium Welding, Safe Welding, International Welding Codes, Welding Procedure Specifications, Welding & Brazing, Welder Performance Qualification, Pipeline Operation & Maintenance, Pipeline Systems, Pipeline Design & Construction, Pipeline Repair Methods, Pipeline Engineering, Pipeline Integrity Management System (PIMS), Pipeline Pigging, Piping & Pipe Support Systems, Piping Systems & Process Equipment, Piping System Repair & Maintenance and Piping Integrity Management. Further, he is also well-versed in Computer Aided Design (CAD), **Building & Road Design Skills, Civil Engineering Design, Structural Reliability Engineering, Road Construction & Maintenance, Concrete Structures & Building Rehabilitation, Reinforced Concrete Structures Protection, Geosynthetics & Ground Improvement Methods, Blueprint Reading & Interpretation, Blue Print Documentation, Mechanical Drawings, P&ID, Flow Diagram Symbols, Land Surveying & Property Evaluation, Cartographic Representation, Soil Classification, Cadastral Surveying & Boundary Definition, Project Engineering & Design, Construction Management, Project Planning & Execution, Site Management, Site Supervision, Effective Resource Management, Project Evaluation, FEED Management, EPC Projects Design, Project Completion & Workover, AutoCAD, STAAD-PRO, GIS, ArcInfo, ArcView, Autodesk Map** and various programming languages such as FORTRAN, BASIC and AUTOLISP. Currently, he is the **Chartered Professional Surveyor Engineer & Urban-Regional Planner** wherein he is deeply involved in providing exact data, measurements and determining properly boundaries. He is also responsible in preparing and maintaining sketches, maps, reports and legal description of surveys.

During his career, Mr. Magalios has gained his expertise and thorough practical experience through challenging positions such as a **Project Site Construction Manager, Supervision Head/Construction Manager, Construction Site Manager, Project Manager, Deputy PMS Manager, Head of the Public Project Inspection Field Team, Technical Consultant, Senior Consultant, Consultant/Lecturer, Construction Team Leader, Lead Pipeline Engineer, Project Construction Lead Supervising Engineer, Lead Site Engineer, Senior Site Engineer Lead Engineer, Senior Site Engineer, R.O.W. Coordinator, Site Representative, Supervision Head, Contractor, Client Site Representative** and Acting Client Site Representative for international Companies such as the Public Gas Corporation, Penspen International Limited, Eptista Servicios de Ingenieria S.I., J/V ILF Pantec TH. Papaioannou & Co. – Emenergy Engineering, J/V Karaylannis S.A. – Intracom Constructions S.A., Ergaz Ltd., Alkyonis 7, Palaeo Faliro, Piraeus, Elpet Valkaniki S.A., Asprofos S.A., J/V Depa S.A. just to name a few.

Mr. Magalios is a **Registered Chartered Engineer** and has **Master** and **Bachelor** degrees in **Surveying Engineering** from the **University of New Brunswick, Canada** and the **National Technical University of Athens, Greece**, respectively. Further, he is currently enrolled for **Post-graduate** in **Quality Assurance** from the **Hellenic Open University, Greece**. He has further obtained a Level 4B Certificates in Project Management from the National & Kapodistrian University of Athens, Greece and Environmental Auditing from the Environmental Auditors Registration Association (EARA). Moreover, he is a **Certified Instructor/Trainer**, a **Chartered Engineer** of Technical Chamber of Greece and has delivered numerous trainings, workshops, seminars, courses and conferences internationally.

Course Program

The following program is planned for this course. However, the course instructor(s) may modify this program before or during the course for technical reasons with no prior notice to participants. Nevertheless, the course objectives will always be met:

Day 1	Sunday 08th of December 2024
0730 – 0800	Registration & Coffee
0800 – 0815	Welcome & Introduction
0815 – 0830	PRE-TEST
0830 – 0930	Maintenance Excellence Framework for Maintenance Excellence • Overall Philosophy • Maintenance Principles • Work Environment • Equipment • Information Systems • Elements for Effective Maintenance • Establishing the Environment for Improvement • Types of Maintenance • Maintenance Strategy Development • Productive Maintenance • Discussion
0930 – 0945	Break
0945 – 1100	Equipment Failure Patterns Types of Equipment Failures • Why Equipment Fails • Failure Analysis & Root Cause • Discussions
1100 – 1230	How to Prevent Machinery Failures Introduction • Component Function Awareness – ‘What should it Do?’ • Component Condition Monitoring – ‘What is it Doing?’ • Preventive (PM) and Predictive Maintenance (PDM) • Troubleshooting • Reliability, Everyone’s Responsibility
1230 – 1245	Break
1245 – 1420	Maintenance Management Managing Maintenance • Basic Principles • Maintenance Business Model • Business Elements • Maintenance Organization • Discussion • Business Plan • R&M Policy • Maintenance Plans • Discussions • Objectives • Equipment Plans Development • Plan Options • Approaches • Discussion
1420 – 1430	Recap Using this Course Overview, the Instructor(s) will Brief Participants about the Topics that were Discussed Today and Advise Them of the Topics to be Discussed Tomorrow
1430	Lunch & End of Day One

Day 2	Monday 09th of December 2024
0730 – 0930	Optimizing CCM and PDM (Component Condition Monitoring and Predictive Maintenance) The Major Machinery Components • Component Condition Monitoring • Predictive Maintenance (PDM) Techniques
0930 – 0945	Break
0945 – 1100	Preventive Maintenance & Condition Monitoring Types of Condition Based Monitoring • Vibration Monitoring • Pump Monitoring Frequency • Infrared Thermography • Physical Effects Monitoring • Lube Oil Analysis • Discussion
1100 – 1230	Effective Predictive Maintenance (Including Root Cause Analysis Techniques) Introduction • Troubleshooting Procedure Overview • Initial Fact Finding • Thorough Knowledge of Equipment, Component and System Functions • Defining Abnormal Conditions • Listing All Possible Causes • Eliminating Causes Not Related to the Problem • State Root Causes of the Problem • Develop an Action Plan to Eliminate Root Cause



1230 – 1245	Break
1245 – 1420	Root Cause Analysis Techniques (Improving Component Function Knowledge Base) Introduction • Component Function • Component Failure Causes • Component Condition Monitoring • Examples of Knowledge Base Enhancement
1420 – 1430	Recap Using this Course Overview, the Instructor(s) will Brief Participants about the Topics that were Discussed Today and Advise Them of the Topics to be Discussed Tomorrow
1430	Lunch & End of Day Two

Day 3 Tuesday 10th of December 2024

0730 – 0930	Work Selection Mission • Work Screening Procedure • Work Request Requirements • Prioritization Systems • Cost Benefit Analysis • Discussion
0930 – 0945	Break
0945 – 1100	Work Planning and Scheduling Planning Objectives • Planning Effectiveness • Planning Metrics • Planners and Staffing • Routine Maintenance Planning • Work Plan • Planning Tools • Scheduling & Considerations • Types of Schedules • Work Execution Packages • Maintenance Backlog • Discussion
1100 – 1230	Proven Turnaround Practices Success Factors • T/A Concern Areas • Management Practices • Milestone Plan • Work Scope • Projects • Material Procurement • Process Operations • Pre-T/A Reviews • Discussions
1230 – 1245	Break
1245 – 1420	Stewardship and Performance Metrics & KPIs Performance Indicator Characteristics • Business Results Indicators • Process Unit Run-Length Goals • Work Management KPIs • Maintenance Effectiveness Metrics • Equipment Specific Indicators • Work Force Utilization Metrics • Discussion
1420 – 1430	Recap Using this Course Overview, the Instructor(s) will Brief Participants about the Topics that were Discussed Today and Advise Them of the Topics to be Discussed Tomorrow
1430	Lunch & End of Day Three

Day 4 Wednesday 11th of December 2024

0730 – 0930	Site Reliability Assessment Site Reliability Audit Form • Reduction of Data • Identifying Targets for Improvement • Forms and Worksheets
0930 – 0945	Break
0945 – 1100	Preparing a Site Reliability Optimization Plan Introduction • Identifying Opportunities for Optimization • Determine the Root Cause of Each Identified Opportunity • Establish Steps to Prevent Re-Occurrence of Problems • Setting Up an Effective Multi Disciplined Site Reliability Initiative • Obtain and Maintain Management Support • How to Maintain Continuous Improvement of the Established Program
1100 – 1230	Rotating Equipment Reliability Assurance Introduction • The Pre-FEED Phase • The Specification and ITB Phase • Pre-Bid Activity and Degree of Audits • Bid Evaluations • Pre-Award Meeting • The Coordination Meeting • Design and Manufacturing Audits • Document Review • Testing Phase



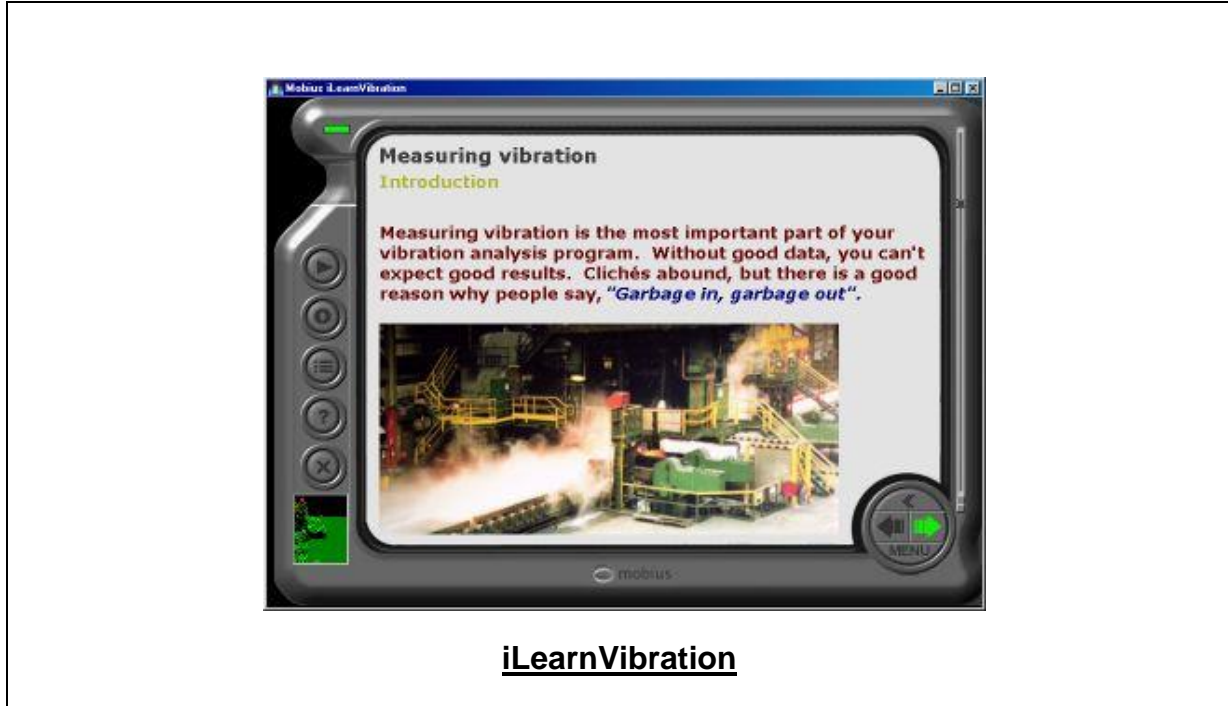
1230 – 1245	Break
1245 – 1420	Machinery Installation Guidelines Introduction • Site Procedures • Foundations • Piping • Shaft Alignment • Couplings • Cleaning of Equipment and Associated Pipe • Final Inspection and Start-Up Checks • First Start, Run In and Initial Operation
1420 – 1430	Recap Using this Course Overview, the Instructor(s) will Brief Participants about the Topics that were Discussed Today and Advise Them of the Topics to be Discussed Tomorrow
1430	Lunch & End of Day Four

Day 5 Thursday 12th of December 2024

0730 – 0930	Pipe Stress and Soft Foot Effects on Component Failure Introduction • How Pipe Stress and Soft Foot Can Cause Component Failure • The Root Causes of Excessive Pipe Stress and Soft Foot • Condition Monitoring Indications of Excessive Pipe Stress and Soft Foot • Confirming Excessive Pipe Stress and/or Foundation Forces (Soft Foot) • Correcting Excessive Pipe Stress and Foundation Forces on Equipment • Implementation of the Action Plan
0930 – 0945	Break
0945 – 1100	The Effects of Misalignment on Reliability Introduction • Why Misalignment Reduces Rotating Equipment Reliability • How Misalignment Effects Can Be Detected • Alignment Methods and Guidelines
1100 – 1230	Quality Assurance & Continuous Improvement Objectives and Implementation • Data to be Screened • Bad Actors and RCFA • Quality Audits • Discussion
1230 – 1245	Break
1245 – 1345	Computerized Maintenance Management Systems (CMMS) Components • Benefits • Implementation Plan and Issues • SAP Maintenance • Discussion: What System Installed? Are all the Features Used? How long did it take to Implement? Do you have a SAP System? Do you Know How to Use it? What are the difficulties you Face with SAP?
1345 – 1400	Course Conclusion Using this Course Overview, the Instructor(s) will Brief Participants about the Course Topics that were Covered During the Course
1400 – 1415	POST-TEST
1415 – 1430	Presentation of Course Certificates
1430	Lunch & End of Course

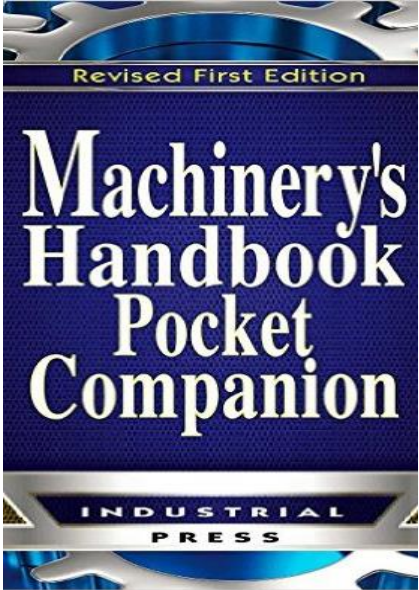
Simulator (Hands-on Practical Sessions)

Practical sessions will be organized during the course for delegates to practice the theory learnt. Delegates will be provided with an opportunity to carryout various exercises using the state-of-the-art simulator “iLearnVibration”.



Book(s)

As part of the course kit, the following e-book will be given to all participants:



Title : Machinery’s Handbook Pocket Companion
ISBN : 9780831130954
Author : Christopher McCauley
Publisher: Industrial Press

Course Coordinator

Mari Nakintu, Tel: +971 2 30 91 714, Email: mari1@haward.org