



COURSE OVERVIEW PM0092 **Project Risk Management**

Course Title

Project Risk Management

Course Date/Venue

May 25-29, 2025/Meeting Plus 9, City Centre
Rotana, Doha, Qatar


Course Reference

PM0092

Course Duration/Credits

Five days/4.0 CEUs/40 PDHs

Course Description



This practical and highly-interactive course includes various practical sessions and exercises. Theory learnt will be applied using our state-of-the-art simulators.

This course is designed to provide participants with a detailed and up-to-date overview of project risk management and to prepare them to pass the PMI-RMP examination in order for them to achieve the PMI-RMP title. The course will give participants with enough knowledge and skills opportunities.

The course will cover the 5 domains comprising the PMI-RMP certification examination. These domains include Risk Strategy & Planning, Risk Identification, Risk Analysis, Risk Response and Monitor & Close Risks.

The course is carefully developed to reflect the best practices that match the training requirements of the Project Management Institute (PMI). The Professional Development Units/Hours (PDUs) or Continuing Education Units (CEUs) awarded to the participants are recognized by the Project Management Institute (PMI) and by the International Association for Continuing Education & Training (IACET-USA).



Further, the course covers the project risk management; the risk management properties, project risk and risk properties; the stakeholder risk attitudes, iterative process, risk process flow and responsibility for project risk management; the project risk management processes, project risk management and project management; the plan risk management, plan risk management inputs, project management plan, project charter, stakeholder register, etc; and the potential risk covering risks inputs, stakeholder register, organizational process assets and tools and techniques for identifying risks.

During this interactive course, participants will learn the information gathering, brainstorming, nominal group technique, delphi technique, interviewing and root cause analysis; the checklist analysis, assumptions analysis, diagramming techniques, flow chart diagram and influence diagramming; the strengths, weaknesses, opportunities and threats (SWOT); the expert judgment, risks outputs, identified risks, potential responses and triggers; the qualitative and quantitative risk analysis process; and the risk responses process and apply control risks.

Course Objectives

Upon the successful completion of this course, each participant will be able to:-

- Get prepared for the next PMI-RMP exam and have enough knowledge and skills to pass such exam in order to get the PMI certification
- Carryout project risk management and discuss risk management properties, project risk and risk properties
- Explain stakeholder risk attitudes, iterative process, risk process flow and responsibility for project risk management
- Illustrate project risk management processes, project risk management and project management
- Employ plan risk management, plan risk management inputs, project management plan, project charter, stakeholder register, etc
- Identify potential risk covering risks inputs, stakeholder register, organizational process assets and tools and techniques for identifying risks
- Apply information gathering, brainstorming, nominal group technique, delphi technique, interviewing and root cause analysis
- Carryout checklist analysis, assumptions analysis, diagramming techniques, flow chart diagram and influence diagramming
- Define strengths, weaknesses, opportunities and threats (SWOT) and discuss expert judgment, risks outputs, identified risks, potential responses and triggers
- Perform qualitative and quantitative risk analysis process
- Plan risk responses process and apply control risks

Exclusive Smart Training Kit - H-STK®



*Participants of this course will receive the exclusive “Haward Smart Training Kit” (H-STK®). The H-STK® consists of a comprehensive set of technical content which includes **electronic version** of the course materials conveniently saved in a **Tablet PC**.*



PMI Recognition of Haward Courses

The Project Management Institute (PMI) recognizes Haward's Certificates and Continuing Education Units (CEUs).

The recognition and acceptance of our PDUs/CEUs fall under Categories E, F and G of PMI's "Professional Education" section at the PMP Application. Hence, what the delegates simply need to do is to complete this section as part of the PMP Application and submit it to PMI upon the receipt of Haward's certificates and ANSI/IACET's CEUs. PMI will automatically accept the delegates with 40 Contract Honors as a fulfillment of the required Professional Education.

Haward Technology, being the first **Authorized Provider** of the International Association for Continuing Education & Training (**IACET-USA**) in the Middle East, is authorized to award ANSI/IACET **CEUs** that are automatically accepted and recognized by the Project Management Institute (**PMI**).

Who Should Attend

The course provides an overview of all significant aspects and considerations of risk management for all managers, engineers and supervisors who already have knowledge of project management techniques and tools. Some managers are directly responsible for projects and need to manage risk professionally. Others need to know about pitfalls in risk management when managing project management consultants.

Exam Eligibility & Structure

To be eligible for the PMI-RMP credential, you must meet certain educational and professional experience requirements. All project risk management experience must have been accrued within the last five consecutive years prior to your application submission.

Educational Background	Project Risk Management Experience	Project Risk Management Education
Secondary diploma (high school diploma, associate's degree or global equivalent)	At least 36 months spent in the specialized area of professional project risk management within the last five consecutive years	40 contact hours of formal education in the specialized area of project risk management
OR		
Four-year degree (bachelor's degree or global equivalent)	At least 24 months spent in the specialized area of professional project risk management within the last five consecutive years	30 contact hours of formal education in the specialized area of project risk management
OR		
Bachelor's or post-graduate degree from a GAC accredited program (bachelor's or global equivalent)	At least 12 months spent in the specialized area of professional project risk management within the last five consecutive years	30 contact hours of formal education in the specialized area of project risk management



Course Certificate(s)

- (1) PMI-RMP certificates will be issued to participants who have successfully passed the PMI-RMP examination.



- (2) Official Transcript of Records will be provided to the successful delegates with the equivalent number of ANSI/IACET accredited Continuing Education Units (CEUs) earned during the course

Haward Technology Middle East
Continuing Professional Development (HTME-CPD)

CEU Official Transcript of Records

TOR Issuance Date: 14-Nov-23
HTME No: 74851
Participant Name: Waleed Al Habeeb

Program Ref.	Program Title	Program Date	No. of Contact Hours	CEU's
PM0092	Risk Management Professional (PMI-RMP) (PMI Exam Preparation Training)	November 10-14, 2023	40	4.0

Total No. of CEU's Earned as of TOR Issuance Date: 4.0

TRUE COPY
Jaryl Castillo
Academic Director


Haward Technology is accredited by

BAC, IACET, ILMI, UKAS, TCM, BOHS

PO Box 28070, Abu Dhabi, United Arab Emirates | Tel.: +971 2 3091 714 | E-mail: info@haward.org | Website: www.haward.org

Certificate Accreditations

Certificates are accredited by the following international accreditation organizations: -

- 

PMI: Project Management Institute


Haward Technology is an **Authorized Training Partner** of the **Project Management Institute (PMI)** (USA). We are strictly complying with the quality requirements and standards of PMI. Haward Technology is approved by PMI to issue contact hours and PDUs for those courses following the PMI requirements in addition to all PMI Project Management courses. Our trainers are Authorized by PMI to deliver the PMI Accredited courses and certification programs. As an Authorized Training Partner, Haward Technology has access to the latest and up-to-date PMI materials and resources available in the field of Project Management that will definitely improve the chances of success for participants attending Haward Technology courses.

The PMI Authorized Training Partner seal is a registered mark of **Project Management Institute, Inc.**

- 

British Accreditation Council (BAC)

Haward Technology is accredited by the **British Accreditation Council** for **Independent Further and Higher Education** as an **International Centre**. BAC is the British accrediting body responsible for setting standards within independent further and higher education sector in the UK and overseas. As a BAC-accredited international centre, Haward Technology meets all of the international higher education criteria and standards set by BAC.

- 

The International Accreditors for Continuing Education and Training (IACET - USA)

Haward Technology is an Authorized Training Provider by the International Accreditors for Continuing Education and Training (IACET), 2201 Cooperative Way, Suite 600, Herndon, VA 20171, USA. In obtaining this authority, Haward Technology has demonstrated that it complies with the **ANSI/IACET 2018-1 Standard** which is widely recognized as the standard of good practice internationally. As a result of our Authorized Provider membership status, Haward Technology is authorized to offer IACET CEUs for its programs that qualify under the **ANSI/IACET 2018-1 Standard**.

Haward Technology's courses meet the professional certification and continuing education requirements for participants seeking **Continuing Education Units (CEUs)** in accordance with the rules & regulations of the International Accreditors for Continuing Education & Training (IACET). IACET is an international authority that evaluates programs according to strict, research-based criteria and guidelines. The CEU is an internationally accepted uniform unit of measurement in qualified courses of continuing education.

Haward Technology Middle East will award **4.0 CEUs** (Continuing Education Units) or **40 PDHs** (Professional Development Hours) for participants who completed the total tuition hours of this program. One CEU is equivalent to ten Professional Development Hours (PDHs) or ten contact hours of the participation in and completion of Haward Technology programs. A permanent record of a participant's involvement and awarding of CEU will be maintained by Haward Technology. Haward Technology will provide a copy of the participant's CEU and PDH Transcript of Records upon request.

Course Instructor(s)

This course will be conducted by the following instructor(s). However, we have the right to change the course instructor(s) prior to the course date and inform participants accordingly:



Mr. Eric Horne, MBA, PMP, PMI-RMP & SMC, HNDPM, NDOWS, T3 (Mech), is a **Senior Project Management Consultant** with over **30 years** of training and industrial experience. His expertise lies extensively in the areas of **Projects, Contracts, Operations, Procurement, Production, Finance and Supply Chain Management**. Further, Mr. Horne is an expert in **Project Management Professional (PMP)**, **Program Management Professional (PgMP)**, **Project Risk Management Concepts, Leadership Management; Communications Management; Interpersonal, Teamwork & Team Management; Adaptability & Learning, Marketing Management; Customer Care Management; Sales & Marketing, Branding, Account Development Strategy & Time Management; Facilitation & Business Presentation Management; Warehouse & Logistics Management; Data & Record Management; Managerial Economics; Marketing Management; Value Engineering; Change Management; Planning, Budgeting & Cost Control; Strategic Thinking, Re-Engineering & Risk Management; Production Planning & Control; and Service Level Agreements (SLA)**. He is also well-versed in Business Law, Labour Law, Strategy Formulation, Resource Allocation, Continuous Improvement and Productivity Improvement. He is currently the **Senior Project Manager of APC Solutions** wherein he is responsible for the complete project life cycle including **initiating, planning, executing, monitoring & controlling** and **closing** as well as developing and presenting of various trainings within their organization.

Mr. Horne has worked for many blue chip companies such as **BHP Billiton, Eskom, Telecast Engineering, Adcorp, 3M** and many more wherein he gained technical and broad experience in all facets of well-renowned large companies in various industries. His work started on the shop floor as a **Industrial Engineer, Senior Work Study Officer, Industrial Engineer, Industrial Sales Engineer, Lecturer, Consultant/Trainer, Project Specialist** and rising up to managerial positions like **Project Governance Development Manager, Senior Project Manager, Project Manager Specialist, Marketing Manager, Sales Manager, National Marketing & Training Manager, Change Manager, Regional Manager and Project & Training Manager**.

Mr. Horne has a **Master** degree in **Business Administration** from the **University of Wales, UK**. Further, he has a **Higher National Diploma in Production Management**, a **National Diploma in Organisation & Work Study** and a **T3 Mechanical Certificate**. Moreover, he is a **Certified Instructor/Trainer**, a **Certified PMI-Project Risk Management Professional (PMI-RMP)**, a **Certified Project Management Professional (PMP)**, a **Qualified SETA Assessor**, a **Certified Scrum Master** and a **Certified Assessor/Trainer** by the **Institute of Leadership & Management (ILM)**. He has further delivered numerous trainings, courses, workshops, seminars and conferences worldwide.



Training Methodology

All our Courses are including **Hands-on Practical Sessions** using equipment, State-of-the-Art Simulators, Drawings, Case Studies, Videos and Exercises. The courses include the following training methodologies as a percentage of the total tuition hours:-

- 30% Lectures
- 20% Practical Workshops & Work Presentations
- 30% Hands-on Practical Exercises & Case Studies
- 20% Simulators (Hardware & Software) & Videos

In an unlikely event, the course instructor may modify the above training methodology before or during the course for technical reasons.

Course Fee

US\$ 6,000 per Delegate. This rate includes H-STK® (Haward Smart Training Kit), buffet lunch, coffee/tea on arrival, morning & afternoon of each day.

Exam Fee

US\$ 895 per Delegate.

Accommodation

Accommodation is not included in the course fees. However, any accommodation required can be arranged at the time of booking

Course Program

The following program is planned for this course. However, the course instructor(s) may modify this program before or during the course for technical reasons with no prior notice to participants. Nevertheless, the course objectives will always be met:

Day 1: Sunday, 25th of May 2025

0730 – 0815	Registration & Coffee
0815 – 0830	Welcome & Introduction
0830 – 0900	PRE-TEST
0900 – 1000	Project Risk Management Introduction-Definitions • Risk Management Properties • Success of Risk Management
1000 – 1015	Break
1015 – 1200	Project Risk Management (cont'd) Definition of Project Risk • Exercise: Issue or Risk • Risk Properties • Stakeholder Risk Attitudes
1200 – 1300	Lunch
1300 – 1400	Project Risk Management (cont'd) Iterative Process • Risk Process Flow • Communication • Responsibility for Project Risk Management
1400 – 1415	Break
1415 – 1650	Introduction to Project Risk Management Processes Project Risk Management & Project Management • All Projects Are Uncertain • The Processes
1650 – 1700	Distribute Homework & Recap
1700	End of Day One



Day 2: Monday, 26th of May 2025

0730 – 0800	Review of Day 1 & Homework Answers
0800 – 1000	Plan Risk Management Plan Risk Management Inputs • Inputs of This Process • Project Management Plan • Project Charter • Stakeholder Register • Enterprise Environmental Factors • Organizational Process Assets • Organization Risk • Example-Risk Appetite • Example-Risk Tolerance • Risk Appetite-Risk Tolerance
1000 – 1015	Break
1015 – 1200	Plan Risk Management (cont'd) Organization Risk • Plan Risk Management- Inputs • Tools & Techniques for Plan Risk Management • Creating the Risk Management Plan • Exam Spotlight • Risk Categories • Risk Breakdown Structure (RBS) • Defining Probability & Impact • Probability & Impact Matrix • Recap the Steps for Risk Management Plan
1200 – 1300	Lunch
1300 – 1400	Identifying Potential Risk Identifying Potential Risk Process • Identifying Potential Risk • Identifying Risks Inputs • Stakeholder Register • Organizational Process Assets • Tools & Techniques for Identifying Risks • Documentation Reviews • Information Gathering • Brainstorming • Nominal Group Technique • Delphi Technique • Interviewing • Root Cause Analysis
1400 – 1415	Break
1415 – 1650	Identifying Potential Risk (cont'd) Checklist Analysis • Assumptions Analysis • Diagramming Techniques • Flow Chart Diagram • Influence Diagramming • Strengths, Weaknesses, Opportunities & Threats (SWOT) • Expert Judgment • Identify Risks Outputs • List of Identified Risks • List of Potential Responses • Triggers
1650 – 1700	Distribute Homework & Recap
1700	End of Day Two

Day 3: Tuesday, 27th of May 2025

0730 – 0800	Review of Day 2 & Homework Answers
0800 – 1000	Perform Qualitative Risk Analysis Process Process Overview • Perform Qualitative Risk Analysis Inputs • Tools & Techniques for Perform Qualitative Risk Analysis • Risk Probability & Impact Assessment • Probability • Impact
1000 – 1015	Break
1015 – 1200	Perform Qualitative Risk Analysis Process (cont'd) Risk Impact • Probability & Impact Matrix • Risk Data Quality Assessment • Risk Urgency Assessment • Expert Judgment • Ranking Risks in the Risk Register
1200 – 1300	Lunch
1300 – 1400	Perform Quantitative Risk Analysis Process Perform Quantitative Risk Analysis Process • Process Overview • Perform Quantitative Risk Analysis Process • Tools & Techniques for Perform Quantitative Risk Analysis • Data-Gathering & Representation Techniques • Interviewing • Probability Distributions • Quantitative Risk Analysis & Modeling Techniques • Sensitivity Analysis • Expected Monetary Value (EMV) Analysis • Decision Tree Analysis • Modeling & Simulation • Simulation Techniques • Exam Spotlight • Expert Judgment • Perform Quantitative Risk Analysis Outputs



1400 – 1415	Break
1415 – 1650	Perform Quantitative Risk Analysis Process (cont'd) Confidence Levels• Prioritized List of Quantified Risks• Trends in Perform Quantitative Risk Analysis Results• Formulas• Planned Value – Actual Cost-Earned Value• Cost Variance - Schedule Variance• Cost Variance• CPI-SPI• Cumulative CPI & SPI• Forecasting Formulas• Budget at Completion (BAC)• EAC Forecast for Etc Work Performed• The EAC Formula• To-Complete Performance Index (TCPI)• Variance Analysis
1650 – 1700	Distribute Homework & Recap
1700	End of Day Three

Day 4: Wednesday, 28th of May 2025

0730 – 0800	Review of Day 3 & Homework Answers
0800 – 1000	Plan Risk Responses Process Plan Risk Responses Process• Overview of the Process• Exam Spotlight• Tools & Techniques for Plan Risk Responses• Strategies for Negative Risks or Threats • Avoid• Transfer• Mitigate • Accept • Strategies for Positive Risk or Opportunities• Exploit
1000 – 1015	Break
1015 – 1200	Plan Risk Responses Process (cont'd) Share• Enhance• Contingency Planning• Plan Risk Responses Outputs• Project Management Plan Updates • Project Documents Updates• Project Management Plan Updates• Project Documents Updates• Risk Register• Risk Register Contents
1200 – 1300	Lunch
1300 – 1400	Plan Risk Responses Process (cont'd) Plan Risk Responses Process• Overview of the Process• Exam Spotlight• Tools & Techniques for Plan Risk Responses
1400 – 1415	Break
1415 – 1615	Plan Risk Responses Process (cont'd) Strategies for Negative Risks or Threats • Avoid • Transfer • Mitigate
1650 – 1700	Distribute Homework & Recap
1700	End of Day Four

Day 5: Thursday, 29th of May 2025

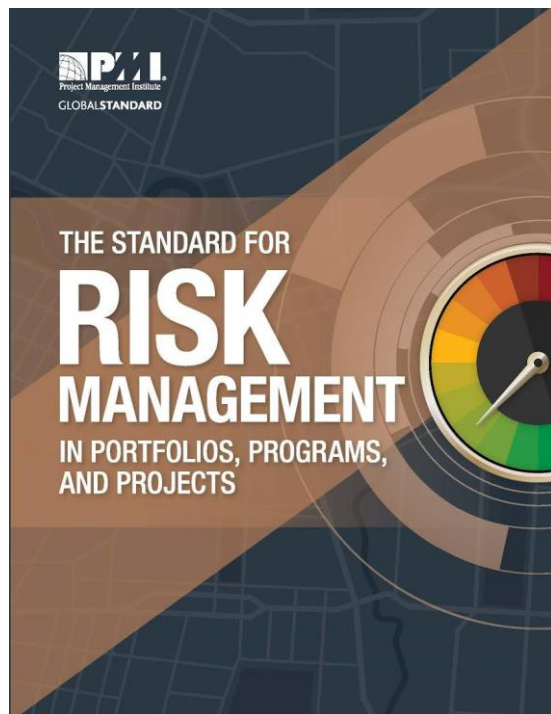
0730 – 0800	Review of Day 4 & Homework Answers
0800 – 1000	Control Risks The Control Risks Process • Monitoring & Controlling Risk • Overview of Process
1000 – 1015	Break
1015 – 1200	Control Risks (cont'd) Control Risks Inputs • Control Risks Tools & Techniques • Risk Re-Assessment
1200 – 1300	Lunch
1300 – 1330	Control Risks (cont'd) Risk Audits • Variance & Trend Analysis • Technical Performance Measurement
1330 – 1345	Break
1345 – 1615	Control Risks (cont'd) Control Risks Outputs • Change Requests • Project Documents Updates
1615 – 1630	Course Conclusion
1630 – 1645	POST-TEST
1645 – 1700	Presentation of Course Certificates
1700	End of Course

MOCK Exam

Upon the completion of the course, participants have to sit for a MOCK Examination similar to the exam of the Certification Body through Haward's Portal. Each participant will be given a username and password to log in Haward's Portal for the MOCK exam during the 30 days following the course completion. Each participant has only one trial for the MOCK exam within this 30-day examination window. Hence, you have to prepare yourself very well before starting your MOCK exam as this exam is a simulation to the one of the Certification Body.

Book(s)

As part of the course kit, the following e-books will be given to all participants:



Title: The Standard for Risk Management in Portfolios, Programs and Projects
ISBN: 978-1628255652
Author: Project Management Institute
Publisher: Project Management Institute



Title: Practice Standard for Project Risk Management
ISBN: 978-9387486812
Author: PMI
Publisher: PMI

Simulator (Hands-on Practical Sessions)

Practical sessions will be organized during the course for delegates to practice the theory learnt. Delegates will be provided with an opportunity to carryout various exercises using the “MS Project”, “Mindview Software” and “Raidlog Simulator”.





The screenshot displays the Mindview Software interface. The top window shows a mind map titled 'Problem Solving' with branches for 'Assessment', 'Planning', 'Measurement', and 'Monitoring'. The bottom window shows a word document titled 'PROBLEM SOLVING' with sections for 'Planning', 'Measurement', and 'Monitoring'. The word document content is as follows:

PROBLEM SOLVING

Planning

Recognize symptoms

Set up team

Identify main problems

Problem 1

Problem 2

Problem 3

Problem 4

Problem 5

Measurement

Qualitative

Quantitative

Monitoring

Compare against targets

Targets

Budget

Word

Mind map

Mindview Software

The screenshot displays the RAID Log Simulator spreadsheet. The spreadsheet is titled 'FREE RAID Log Template + RAID Analysis' and contains two main sections: 'RAID ANALYSIS' and 'RAID LOG'.

RAID ANALYSIS

	RISKS	ASSUMPTIONS	ISSUES	DEPENDENCIES
Critical	1	0	1	1
High	0	0	0	1
Moderate	1	1	0	0
Low	0	0	1	0
Negligible	0	0	0	0
Total	2	1	2	2

RAID LOG

ID	Title	Description	Type	Classification	Comments
1	Example 1		Assumption	Moderate	
2	Example 2		Risk	Critical	
3	Example 3		Risk	Moderate	
4	Example 4		Issue	Low	
5	Example 5		Dependency	High	
6	Example 6		Dependency	Critical	
7	Example 7		Issue	Critical	
8					
9					
10					
11					

Raidlog Simulator

Course Coordinator

Reem Dergham, Tel: +974 4423 1327, Email: reem@haward.org

