

COURSE OVERVIEW FE0840
API TES: Tank Entry Supervisor
(API Exam Preparation Training)

Course Title


API TES: Tank Entry Supervisor (API Exam Preparation Training)

Course Reference

FE0840

Course Duration/Credits

Five days (40 hours as per API recommendations)/4.0 CEUs/4.0 PDHs



Course Date/Venue

Session(s)	Date	Venue	Exam Window	Exam Closing Date
1	April 06-10, 2025	Boardroom 1, Elite Byblos Hotel Al Barsha, Sheikh Zayed Road, Dubai, UAE	July 11-August 01, 2025	May 02, 2025
2	June 15-19, 2025	Business Meeting, Crowne Plaza Al Khobar, Al Khobar, KSA	November 07-28, 2025	August 29, 2025
Exam Venue	Abu Dhabi, Dubai, Al-Khobar, Jeddah, Kuwait, Amman, Beirut, Cairo, Manama and Muscat. Participant has the option to attend at any of the above cities			


Course Description



This practical and highly-interactive course includes real-life case studies and exercises where participants will be engaged in a series of interactive small groups and class workshops.



This API Certification Program is designed to train individuals on the required knowledge in order to certify them as **Tank Entry Supervisors**. API certified Tank Entry Supervisors must have knowledge of planning and preparation to address potential hazards and achieve safe work conditions during tank entry, ventilation, conducting work and completing the job. This includes knowledge of storage tanks and their construction. Emphasis is placed on entry into aboveground petroleum storage tanks and work associated with tank cleaning. The course includes subject matter from API Standards, OSHA regulations and additional publications indicated in this Course Overview.



This API certification program qualifies participants as having the minimum knowledge, experience and skills needed to safely perform duties required by tank entry supervisors. Scope of knowledge includes proper management of petroleum storage tank entry and maintenance work including tank decommissioning, isolation, ventilation, atmospheric testing and analysis, work permitting, OSHA Confined Space regulatory requirements, emergency response and tank recommissioning.

The program is based primarily on the practices and procedures defined in API Standards 2015 and 2016. The overall objective for this program is to enhance the quality and competency of tank entry and maintenance activities, to minimize the risks of confined space hazards and to improve the overall safety performance of tank maintenance operations.

This course is designed to train individuals who are interested in obtaining the API TES Certification, as well as those who are seeking knowledge and skills needed to safely perform duties required by tank entry supervisors. Included with the course is a pre-study guide and student classroom workbook. The student receives instruction regarding how to take the test, as well as insight into the intricacies of "real world" situations. Daily tests are designed to gauge students' proficiency and understanding of the material.

Haward Technology is proud of its **90% pass rate** in all our API sponsored courses.

Course Objectives

Upon the successful completion of this course, each participant will be able to:-

- Prepare for the next API-TES exam and have enough knowledge and skills to pass such exam in order to get the API-TES certification
- Review the API TES Body of Knowledge and recognize the general knowledge applicable to more than one area including the Permit Required Confined Space (PRCS), non-permit required confined spaces and non-confined spaces, various permits for work entry, etc.
- Carryout project planning by determining the specific scope of work, tank construction configuration & type, understanding the respective duties of PRCS and establishing confined space classification requirements and permit
- Implement the procedure for tank preparation and identify the requirements, permits or work orders needed for the tank preparation
- Apply the principles of ventilation and differentiate degassing, ventilating and inerting
- Calculate necessary flow rates for required ventilation air changes
- Illustrate the method of conducting atmospheric testing to determine if the condition inside the tank meets the entry requirements
- Carryout initial entry for visual inspection and evaluation and demonstrate the implementation of confined space entry program & emergency response plan
- Ensure proper procedures are followed in cleaning a tank and employ the methods of maintaining, continuous monitoring and verifying the completion of tank cleaning
- Identify tank entry for repairs or modifications after cleaning including specifying exposure limits and PPE, implementing emergency response plan, conducting test for acceptable tank conditions and monitoring internal & external hazards
- Discuss the process of returning tanks to service following the steps such as inspecting the tank, verifying re-commissioning activities, securing tank and cleaning the area

Exclusive Smart Training Kit - H-STK®



*Participants of this course will receive the exclusive "Haward Smart Training Kit" (H-STK®). The H-STK® consists of a comprehensive set of technical content which includes **electronic version** of the course materials conveniently saved in a **Tablet PC**.*

Who Should Attend

This course is intended for individuals who are seeking API-TES certification. Other engineers, managers, HSE, Safety and technical staffs who are dealing with tank entry will also benefit.

The minimum years of experience required for the API TES Tank Entry Supervisor exam is based upon your level of education.

- Work experience must have been acquired within the last 10 years while employed by, or under contract with, an authorized inspection agency or owner/user agency.

Prior to submitting an application, please use the table below to determine if you qualify to take the API TES exam. The minimum experience required **MUST** be documented on your application and will be verified after your application has been submitted.

Pre-requisites/Requirements for taking API TES

Education	Years of Experience	Minimum Experience Required
BS or higher in engineering or technology	1 year	Supervisory experience in confined space (AST) related activities including: permit issuance, tank entry, atmospheric testing, tank cleaning, tank repair and maintenance as described in API 2015.
2-year degree or certificate in engineering or technology	2 years	Experience in confined space (AST) related activities including: permit issuance, tank entry, atmospheric testing, tank cleaning, tank repair and maintenance as described in API 2015, of which 1 year must be in Supervisor’s capacity.
High school diploma or equivalent	4 years	Experience in confined space (AST) related activities including: permit issuance, tank entry, atmospheric testing, tank cleaning, tank repair and maintenance as described in API 2015, of which 1 year must be in Supervisor’s capacity.
No formal education	5 or more years	Experience in confined space (AST) related activities including: permit issuance, tank entry, atmospheric testing, tank cleaning, tank repair and maintenance as described in API 2015, of which 1 year must be in Supervisor's capacity.

This API exam preparation training course complies with the **API (American Petroleum Institute)** regulations and is designed to prepare participants for API TES 2015/2016 exam that qualifies successful participants to the “**API TES 2015/2016 Tank Entry Supervisor Certification**”.

Required Codes & Standards

Listed below are the effective editions of the publications required for the next API TES Certification Examination. The primary references for the development of API’s Tank Entry Supervisor Certification Program are: API Standard 2015 and its companion API RP 2016. While these standards provide a substantial body of knowledge they also incorporate by reference additional background material, much of it regulatory.



API

- Std. 2015:** Requirements for Safe Entry and Cleaning of Petroleum Storage Tanks – 8th Edition, January 2018
- Pub. 2026:** Safe Access/Egress Involving Floating Roofs of Storage Tanks in Petroleum Service – 3rd Edition, June 2017
- RP 2207:** Preparing Tank Bottoms for Hot Work – 7th Edition, June 2017
- RP 2219:** Safe Operation of Vacuum Trucks in Petroleum Service – 4th Edition, June 2016

Note: API and ASME publications are copyrighted material. Photocopies of API and ASME publications are not permitted. CD-ROM versions of the API documents are issued quarterly by Information Handling Services and are allowed. Be sure to check your CD-ROM against the editions noted on this sheet.

Training Methodology

All our Courses are including **Hands-on Practical Sessions** using equipment, State-of-the-Art Simulators, Drawings, Case Studies, Videos and Exercises. The courses include the following training methodologies as a percentage of the total tuition hours:-

- 30% Lectures
- 20% Practical Workshops & Work Presentations
- 30% Hands-on Practical Exercises & Case Studies
- 20% Simulators (Hardware & Software) & Videos

In an unlikely event, the course instructor may modify the above training methodology before or during the course for technical reasons.

Course Fee

US\$ 7,500 per Delegate + **VAT**. This rate includes H-STK® (Haward Smart Training Kit), buffet lunch, coffee/tea on arrival, morning & afternoon of each day.

Exam Fees

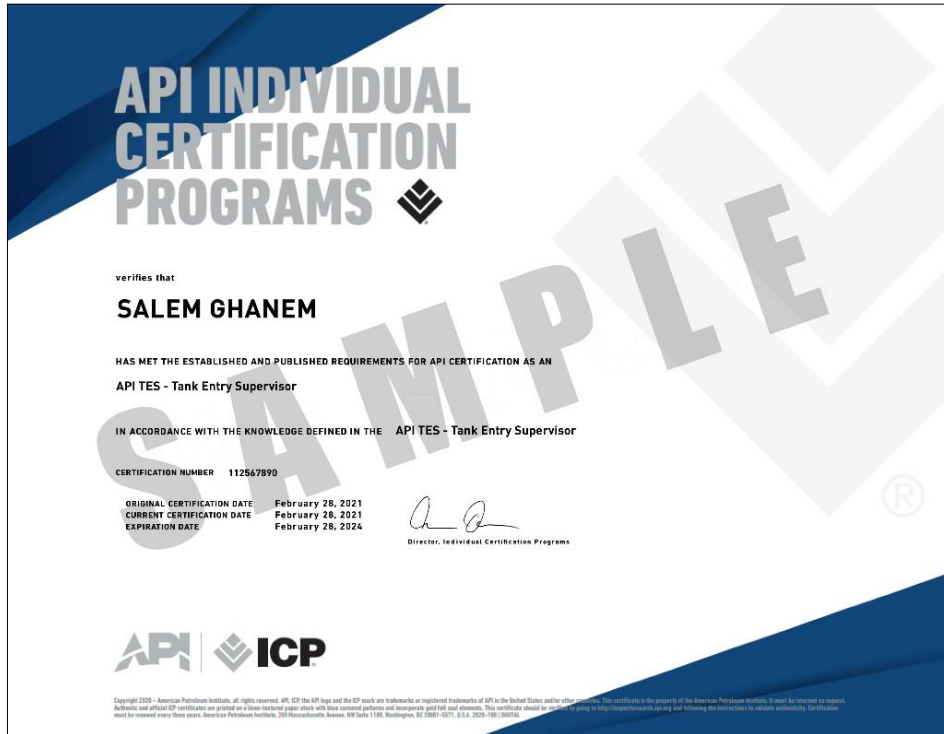
US\$ 1,130 per Delegate + **VAT**.

Accommodation

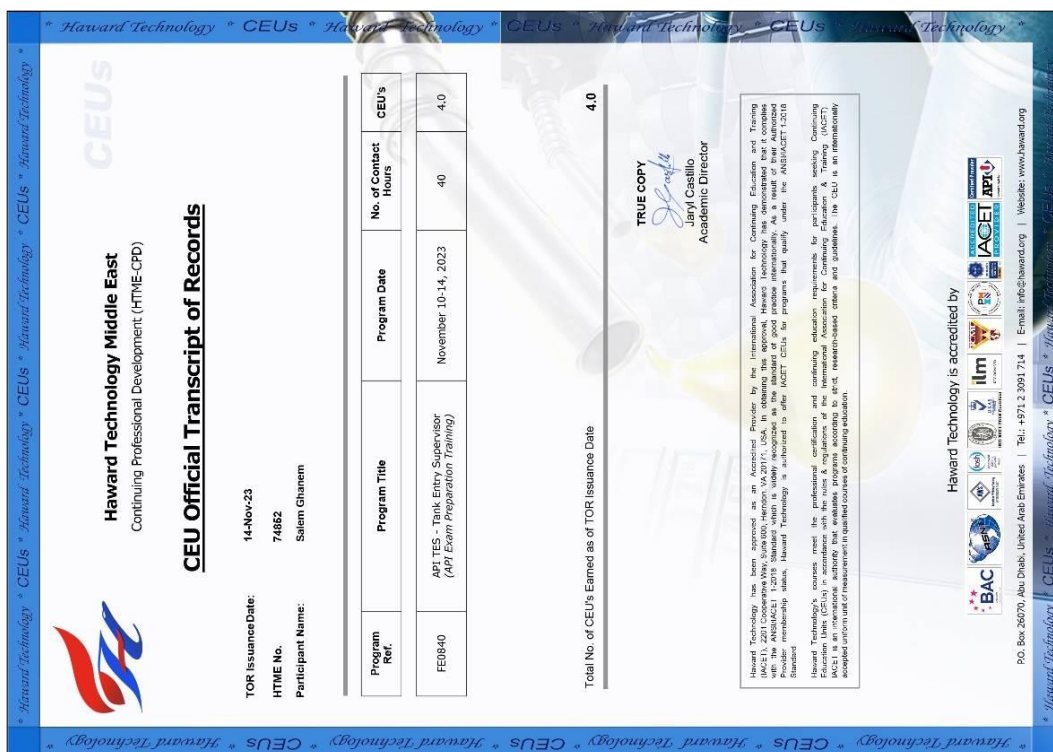
Accommodation is not included in the course fees. However, any accommodation required can be arranged at the time of booking.

API Certificate(s)

- (1) API-TES certificate will be issued to participants who have successfully passed the API-TES examination.




- (2) Official Transcript of Records will be provided to the successful delegates with the equivalent number of ANSI/IACET accredited Continuing Education Units (CEUs) earned during the course.



Certificate Accreditations


Certificates are accredited by the following international accreditation organizations: -

- 
The International Accreditors for Continuing Education and Training (IACET - USA)

Haward Technology is an Authorized Training Provider by the International Accreditors for Continuing Education and Training (IACET), 2201 Cooperative Way, Suite 600, Herndon, VA 20171, USA. In obtaining this authority, Haward Technology has demonstrated that it complies with the **ANSI/IACET 2018-1 Standard** which is widely recognized as the standard of good practice internationally. As a result of our Authorized Provider membership status, Haward Technology is authorized to offer IACET CEUs for its programs that qualify under the **ANSI/IACET 2018-1 Standard**.

Haward Technology's courses meet the professional certification and continuing education requirements for participants seeking **Continuing Education Units (CEUs)** in accordance with the rules & regulations of the International Accreditors for Continuing Education & Training (IACET). IACET is an international authority that evaluates programs according to strict, research-based criteria and guidelines. The CEU is an internationally accepted uniform unit of measurement in qualified courses of continuing education.

Haward Technology Middle East will award **4.0 CEUs** (Continuing Education Units) or **40 PDHs** (Professional Development Hours) for participants who completed the total tuition hours of this program. One CEU is equivalent to ten Professional Development Hours (PDHs) or ten contact hours of the participation in and completion of Haward Technology programs. A permanent record of a participant's involvement and awarding of CEU will be maintained by Haward Technology. Haward Technology will provide a copy of the participant's CEU and PDH Transcript of Records upon request.

- 
British Accreditation Council (BAC)

Haward Technology is accredited by the **British Accreditation Council** for **Independent Further and Higher Education** as an **International Centre**. BAC is the British accrediting body responsible for setting standards within independent further and higher education sector in the UK and overseas. As a BAC-accredited international centre, Haward Technology meets all of the international higher education criteria and standards set by BAC.



Course Instructor(s)

This course will be conducted by the following instructor(s). However, we have the right to change the course instructor(s) prior to the course date and inform participants accordingly:



Mr. Brett Heuchert is a **Certified API/AWS/ASNT Inspector & Senior Inspection Engineer** with extensive industrial experience in the **Oil & Gas, Refineries, Petrochemical and Power** industries. His expertise lies extensively in the areas of construction, installation fabrication, erection, inspection, maintenance, operation, rating, repair, alteration, reconstruction, pigging, integrity assessment, flaw evaluation, fitness-for-service (FFS) of **Piping, Piping Inspection, Pipelines, Damage Mechanisms, Mechanical & Metallurgical Failure Mechanisms, Pressure Vessels, Pressure & Leak Testing, Storage Tank, Welding Technology, Metallurgy, Corrosion, Mechanical Integrity Assessment, Vibration Analysis, Positive Material Identification (PMI), Hydro-Testing, Non Destructive Testing (NDT), Refractory Inspection**. He is an **international expert** in several **codes and standards** relating to pipelines, piping, pressure vessel, tanks, welding and corrosion such as **API, ASME, ASNT, AWS, CWB, CGSB, ABSA** and **NACE**. He is currently the **Senior Inspector** of CNRL Horizon Crude Facility wherein he is responsible for the inspection of all exchanger related components and supervise repairs as per API 510, CNRL specs and relevant codes.

Throughout his career life, Mr. Heuchert has provided significant contributions to the industries by acquiring **key positions** such as being the **Senior Inspector, Quality Control Manager, Engineering Manager, QA Supervisor, Plant Inspector, Technical Mentor, Quality Control Inspector, Quality Assurance Supervisor, Lead QC Inspector, QA Inspector, QA Integrity Inspector, QC Inspector, Foreman, Pipe Fitter, Welder, Technician and Apprentice** for international companies such as **CNRL Horizon Crude Facility, Capital Power Corporation, ADNOC Technical Institute, Nexen, Edmonton Exchanger, Conpac Construction Ltd., Shell Canada Ltd., Acuren Group Inc.-Irving Oil Refinery, Gas Inspection Inc., Stinger Welding Inc.-Husky Oil Refinery, PML Inspection Services Inc., Carber Testing Inc. and UA Local 488 PipeFitter & Welder Union**.

Mr. Heuchert is a **Certified Instructor/Trainer, Certified Internal Verifier/Assessor/Trainer** by the **Institute of Leadership & Management (ILM)**, **Certified Welding Inspector (AWS)**, **Certified Corrosion & Materials Professional (API 571)**, **Certified Pressure Vessel Inspector (API 510)**, **Certified Piping Inspector (API 570)**, **Certified Aboveground Storage Tank Inspector (API 653)**, **Certified Welding Inspection & Metallurgy Professional (API 577)**, **Certified Refractory Installation Quality Control (API 936)**, **Certified Level II Inspector** by the **Canadian Welding Bureau (CWB)** as well as a **Certified Level II Technician in Magnetic Particle, Liquid Penetrant and X-Ray Florescence** by the **Canadian General Standards Board (CGSB)**.





Course Program

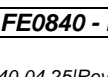
The following program is planned for this course. However, the course instructor(s) may modify this program before or during the course for technical reasons with no prior notice to participants. Nevertheless, the course objectives will always be met:

Day 1

0730 – 0800	Registration & Coffee
0800 – 0815	Welcome & Introduction
0815 – 0900	Introduction
0900 – 0930	Students Take Initial Math Quiz
0930 – 1000	Review Math Quiz Answers
1000 – 1015	Break
1015 – 1045	Overview of Course Outline
1045 – 1230	Review of API TES Body of Knowledge
1230 – 1330	Lunch
1330 – 1500	General Knowledge Applicable to More Than One Area Permit Required Confined Space (PRCS) (OSHA1910.146 (j)(h)(i)) • Non-Permit Required Confined Spaces and Non-Confined Spaces (ANSI/API 2015 & 2016) • Hazard Recognition, Identification, Communication and Control (ANSI/API 2015 & 2016), (OSHA 1910.132(d)), (OSHA 1910.132-1910.138), (OSHA 1910.1200) • Various Permits for Work of Entry (API 2016 Sections 10.7 & 10.8)
1500 – 1515	Break
1515 – 1645	General Knowledge Applicable to More Than One Area (cont'd) Training and Personnel Qualifications (API 2016 Section 4.4) • Definitions (Section 3 of both ANSI/API 2015 & 2016), (OSHA Regulations) • Tank Cleaning (API 2016 Section 10) • Electrical Equipment (API 2015 Section 5.5; API 2016 Sections 9 & 10) and (OSHA Subpart K)
1645 – 1700	Distribute Homework
1700	End of Day One

Day 2

0730 – 0830	Review of Day 1 & Homework Answers
0830 – 0930	Project Planning (API 2015 Section 4; API 2016 Sections 1 & 10) Determining the Specific Scope of Work • Determining Tank Construction/Configuration/Type (API 2016 Section 7) • Hazard Identification (API 2016 Section 10.3.2 & Section 12) • Identifying Materials in the Tank to be Entered (OSHA 1910.1200; API 2015 Section 5.1.1.2; API 2016 Section 4; and OSHA 1910.132(d)) • Developing a Site Plan
0930 – 0945	Break
0945 – 1215	Project Planning (API 2015 Section 4; API 2016 Sections 1 & 10) (cont'd) Understanding the Respective Duties of Permit Required Confined Space (PRCS) Entrants ([API 1910.146(h)], Attendants [API 1910.146(i)] and Supervisors [API 1910.146(j)]) • Establishing Confined Space Classification Requirements and Permit (API 2015 Section 1.5 & 4.2; API 2016 10.2.3 & OSHA 1910.146) • Determining Methods for Disposal/Recycling Products and Residue (API 2016 Sections 6 & 10.3) • Determining Necessary Regulatory Permits (API 2015 Section 5.6.4) • Determine Safety Procedures (e.g., lockout/tagout, hot work)
1215 – 1230	Administer Quiz

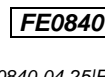




1230 – 1330	Lunch
1330 – 1515	Tank Preparation (API 2015 Section 5; API 2016 Section 10 & 12; API 2219) Obtaining Necessary Facility Permits or Work Orders • Hand-gauging the Tank • Recognizing the Potential for Descent onto a Floating Roof to be Confined Space Entry (API 2016 Section 10.3.2 & Section 12; API 2026) • Setting Floating Roof Legs after Obtaining any Necessary Work Permits (API 2015 Section 5.3.1) • Positioning Ancillary Equipment Outside of Tank
1515 – 1530	Break
1530 – 1630	Tank Preparation (API 2015 Section 5; API 2016 Section 10 & 12; API 2219) (cont'd) Isolating Tank ([API 2015 Section 5.4; OSHA 1910.147]; [API 2015 Section 5.4.4]) • Bonding Eductor(s) to the Tank to Minimize the Risk of Static Electricity as an Ignition Source (API 2016 Section 9.5; OSHA 1926.404) • Placing Eductors to Disperse Vapors/Control Emissions prior to Opening Manways and then Slowly Starting an Eductor While Opening Manways (API 2016 Section 10.3.7) • Removing Recoverable Product in the Following Sequence (API 2016 Section 6; API 2219)
1630 – 1645	Administer Quiz
1645 – 1700	Distribute Homework
1700	End of Day Two

Day 3

0730 – 0830	Review of Day 2 & Homework Answers
0830 – 0930	Ventilation (API 2016 Section 5) Knowing the Difference between Degassing, Ventilating and Inerting [2016 Section 5.6] • Determining Degassing, Ventilation or Inerting Requirements and Equipment Needed • Knowing how to Ventilate and where to Place Equipment [2016 Section 5.3 text, figures and examples] • Knowing how to Degas and where to Place Equipment [2016 Section 5.8 text and figures]
0930 – 0945	Break
0945 – 1215	Ventilation (API 2016 Section 5) (cont'd) Knowing how to Inert Gas Purge and where to Place Equipment [2016 Section 5.6] • Understanding the Hazards Associated with Inerting [API 2015 Section 7.2] • Calculating Necessary Flow Rates for Required Ventilation Air Changes [API 2016 Section 5.3.3 text and examples] • Placing and Bonding Eductors (fans), to Ventilate (or degas) the Tank in Preparation for Entry
1215 – 1230	Administer Quiz
1230 – 1330	Lunch
1330 – 1515	Atmospheric Testing (API 2015 Section 6; API 2016 Sections 4, 10 & 11) Knowing Qualifications, and Identifying, Qualified Testers (entrants), Attendants and Rescuers • Determining Necessary Testing Instrumentation [2015 Section 6 and 2016 Section 11] • Conducting Initial Atmospheric Testing from Outside the Tank (without entry) to Determine if Condition Inside Tank Meets Entry Requirements • Understanding the Difference between PELs (regulatory exposure limits OSHA 1910.1000) and TLVs® (widely used non-regulatory exposure limit recommendations) [TLV booklet section on “Introduction to the Chemical Substances”; API 2016 Section 4.4.3 & Definitions] • Recognizing that listed PEL or TLV® Values in Ppm are Orders of Magnitude Lower than Percent Flammability Values and that Atmospheres with Zero Flammability may have Unacceptable Chemical Concentrations in the Confined Space Greater than PEL or TLV® Exposure Levels [API 2016 11.4.1.1]. Since One Percent Equals 10,000 Parts per Million the Concentration of the Flammable Material would be:

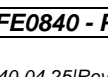




1515 – 1530	Break
1530 – 1630	Atmospheric Testing (API 2015 Section 6; API 2016 Sections 4, 10 & 11) (cont'd) Percent (v) flammable material in air at LEL x percent LEL meter reading (as decimal) x 10,000= ppm • Recognizing the need for 10% minimum oxygen for catalytic flammability meters to work properly [2016 Section 11.3.2.1] • Understanding approaches for corrective actions, if necessary, and continuing ventilation (or degassing) and retesting until the tank is safe to enter • Issuing permits for initial entry of testers into the tank to conduct internal atmospheric testing and inspection
1630 – 1645	Administer Quiz
1645 – 1700	Distribute Homework
1700	End of Day Three

Day 4

0730 – 0830	Review of Day 3 & Homework Answers
0830 – 0930	Initial Entry for Visual Inspection & Evaluation (API 2015 Section 5, 7 & 8; API 2016 Sections 8 & 10) Identifying and addressing residual special hazards (such as H ₂ S, benzene or lead exposure, pyrophorics, physical hazards, poor condition of tank bottom or roof supports) [API 2015 Section 7 & 8; 2016 section 8; OSHA 1910.1200 MSDS; OSHA 1910.132] • Conducting hazard assessment and specifying PPE requirements for entry (OSHA 1910.132–38 [esp 132(d) – Hazard assessment and equipment selection and 1910.134 Respiratory Protection]; API 2015 Sections 4, 7 & 8; API 2016 Section 4 & 10) • Procedures to communicate with, and notify, tank operator of intent to enter and reason for entry; obtaining all necessary permit signatures • Implementing confined space entry program and emergency response plan • Conducting testing and authorizing entry permit for inspection
0930 – 0945	Break
0945 – 1215	Initial Entry for Visual Inspection & Evaluation (API 2015 Section 5, 7 & 8; API 2016 Sections 8 & 10) (cont'd) Performing tank pre-cleaning safety inspection and visual inspection for work plan [API 2016 Section 10 text and figures] • Verifying and revising the scope of work [if required] in consultation with the tank owner • Specifying work to be done and verifying the tank is safe to enter
1215 – 1230	Administer Quiz
1230 – 1330	Lunch
1330 – 1515	Cleaning a Tank (API 2015; API 2016 (especially Section 10) including examples & figures; API 2219) Maintaining ventilation; continuously (or periodically) test tank internal atmosphere for hazards • Monitoring potential and actual external hazards • Identifying and addressing special physical, toxic, and ignition hazards (for example, pyrophorics, H ₂ S, physical condition, and chemical cleaners) • Using appropriate electrical equipment [API 2016 Sections 9 & 10; OSHA Subpart K] • Monitoring activities and qualifications of cleaning personnel
1515 – 1530	Break

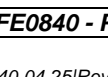




1530 – 1630	Cleaning a Tank (API 2015; API 2016 (especially Section 10) including examples & figures; API 2219) (cont'd) Maintaining site security and securing access to avoid inadvertent entry into a confined space when the tank is unattended • Ensuring continuity of supervision during operations • Canceling permits, stopping work, and exiting the tank should conditions change and introduce hazards. Determining hazard cause, making tank safe, retesting and reissuing permits to restart work after permit cancellation • Confirming disposal of sludge and residue in accordance with plan • Verifying completion of cleaning
1630 – 1645	Administer Quiz
1645 – 1700	Distribute Homework
1700	End of Day Four

Day 5

0730 – 0830	Review of Day 4 & Homework Answers
0830 – 1000	Tank Entry for Repairs or Modifications After Cleaning (API 2015 Sections 11 & 12; API 2016 Sections 10 & 12; API 2207) Special precautions needed for entry onto an external floating roof or into internal floating roof confined spaces [API 2016 Section 10.3.2 & Section 12; API 2026 Section 4) • Implementing work plan and confined space entry plan • Specifying exposure limits and PPE for entrants, testers, attendants, and rescuers [OSHA 1910.1200 MSDS; ACGIH TLVs®] • Implementing emergency response plan [API 2015 Section 13; API 2016 Section 10.2.9 text and figures; OSHA 1910.38 & 1910.146] • Determining classification of tank (confined or non-confined space) [API 2015 Definitions & 4.2.7] • Conducting tests to determine if entry conditions are acceptable and issuing entry permit (if needed) and hot work and cold work permits [API 2016 Section 10.8 text & figures; API 2207]
1000 – 1015	Break
1015 – 1215	Tank Entry for Repairs or Modifications After Cleaning (API 2015 Sections 11 & 12; API 2016 Sections 10 & 12; API 2207) (cont'd) Monitoring internal and external hazards, including identifying and addressing special hazards • Monitoring activities to assure performance and qualifications of workers • Maintaining site security and closing tank when unattended to avoid inadvertent or unauthorized entry (unless classified as a non-confined space) • Ensuring continuity of supervision during operations • Canceling permits to stop work, exit tank, and make tank safe should permit conditions change • Reissuing permits to reenter (if needed) and continue work
1215 – 1230	Administer Quiz
1230 – 1330	Lunch
1330 – 1600	Returning Tanks to Service (API 2015 Section 14; API 2016 Section 10.9 text & figures) Inspecting tank (contractors, owners, and regulatory agency, if required) prior to closing to assure: Verifying that recommissioning activities are complete in accordance with plan; Coordinating with operations personnel regarding tank status; Addressing and notifying appropriate persons regarding changes in configuration of tank (i.e., management of change), when necessary; Securing tank and cleaning the area; Conducting post-entry debriefing with appropriate personnel to provide information for revisions in contractors and/or facility programs
1600 – 1615	Break
1615 – 1630	POST TEST
1630 – 1645	Course Conclusion
1645 – 1700	Presentation of Course Certificates
1700	End of Course



MOCK Exam

Upon the completion of the course, participants have to sit for a MOCK Examination similar to the exam of the Certification Body through Haward's Portal. Each participant will be given a username and password to log in Haward's Portal for the MOCK Exam during the 30 days following the course completion. Each participant has only one trial for the MOCK exam within this 30-day examination window. Hence, you have to prepare yourself very well before starting your MOCK exam as this exam is a simulation to the one of the Certification Body.

Practical Sessions

This practical and highly-interactive course includes real-life case studies and exercises:-



Course Coordinator

Mari Nakintu, Tel: +971 2 30 91 714, Email: mari1@haward.org