



**COURSE OVERVIEW PE0114**

**Process Plant Troubleshooting & Engineering Problem Solving**

**Course Title**

Process Plant Troubleshooting & Engineering Problem Solving

**Course Reference**

PE0114

**Course Duration/Credits**

Five days/3.0 CEUs/30 PDHs

**Course Date/ Date**



Session(s)	Course Date	Venue
1	February 16-20, 2025	Boardroom 1, Elite Byblos Hotel Al Barsha, Sheikh Zayed Road, Dubai, UAE
2	May 05-09, 2025	Fujairah Meeting Room, Grand Millennium Al Wahda Hotel, Abu Dhabi, UAE
3	August 17-21, 2025	Club B Meeting Room, Ramada Plaza by Wyndham Istanbul City Center, Istanbul, Turkey
4	November 16-20, 2025	Al Aziziya Hall, The Proud Hotel Al Khobar, Al Khobar, KSA

**Course Description**




***This practical and highly-interactive course includes various practical sessions and exercises. Theory learnt will be applied using our state-of-the-art simulators.***

Modern industrial processes are large, complex and have a high degree of interaction between both dependent and independent variables. This makes problem solving difficult and leads to the “disappearing problem” syndrome. Problems often disappear without being solved only to reappear again. This course deals with a unique approach of combining cause and effect problem solving thinking with formulation of theoretically correct working hypotheses to provide rapid and effective problem-solving techniques for the process industry.



Problem Solving in the process industry is often characterized by either inference based on cause-and-effect relationships or highly involved theoretical approaches. Neither of these approaches is satisfactory in a modern manufacturing environment. The cause/effect inference approach while being expedient often results in solutions that do not eliminate the problem, but in fact make the problem worse. The more sophisticated highly theoretical approach is rarely expedient enough to satisfy time constraints in a production facility. Thus, one of the most frequent industry requests to the academic world is “give us people that can solve problems”.





This course presents an approach that emphasizes the classical problem-solving approach (defining the sequence of events) with the addition of the steps of formulating a theoretically correct working hypothesis, providing a means to test the hypothesis, and providing a foolproof means to eliminate the problem. The initial part of the course focuses on defining the problem that must be solved and obtaining the location, time and quantity-based specifications of the problem. The initial part of the course is suitable for all engineering disciplines as well as non-engineers.

The second part of the course deals with the utilization of chemical engineering fundamentals to develop a technically correct working hypothesis that is the key to successful problem solving. The primary emphasis is on pragmatic calculation techniques that are theoretically correct. These techniques have been developed by the course Instructor in 30+ years of industrial experience. Using these techniques, theoretically correct working hypotheses can be developed in an expedient fashion.

The course includes both sample problems as well as problem working sessions to allow the participants to develop confidence with the approach.

The attendees are encouraged to bring real problems that they are working to use in discussions on the last day of the course. These problems should be of a non-confidential nature that can be discussed without violation of any confidentiality restrictions.

### **Course Objectives**

Upon the successful completion of this course, each participant will be able to:-

- Apply and gain an in-depth knowledge on process plant troubleshooting and engineering problem solving
- Enumerate the components of plant problem solving as well as the various troubleshooting techniques on engineering problem solving by familiarizing the potential sources
- Specify the limitations to plant problem solving through sources of historical data and explain the daily monitoring system guidelines by setting trigger points
- Apply the methods of risk analysis particularly HAZOP and MSDS in process plant troubleshooting and practice the process of engineering problem solving through sample problems in troubleshooting
- Discuss the scope of applied economics including other valuation forms & methods, and review the guidelines for problem solving temperature, pressure, and level
- Employ the simplified approach in solving compressor problems, distillation, plates & tray stability, discuss clearly the elements of measurements & verifications and carryout sample exercise on kinetics, flow, mechanical and designs
- Recognize the attributes of equivalent piping lengths, commercial correlations and fluids by means of practical exercises
- Discuss the importance of two-phase flow including its attributes and applications and analyze the characteristics of controllers, feedback, feedforward and cascade controls used in process control
- Recognize process control and optimization, process analyzers, distillation multiple control, volume control, condenser control and control project drawback





- Employ heat transfer and various troubleshooting techniques and applications used in process plant
- Implement the procedures on distillation column packing and identify the different forms of hazards to equip them with the QRA procedures and demonstration
- Carryout proper methodology of MSDS and discuss if the needed information is good enough or incomplete

**Exclusive Smart Training Kit - H-STK**



Participants of this course will receive the exclusive “Haward Smart Training Kit” (H-STK®). The H-STK® consists of a comprehensive set of technical content which includes **electronic version** of the course materials, sample video clips of the instructor’s actual lectures & practical sessions during the course conveniently saved in a **Tablet PC**.

**Who Should Attend**

This course provides a complete and up-to-date overview of the process plant troubleshooting techniques and procedures used to solve engineering problems. Process engineers, plant managers, team leaders, section heads, plant supervisors and other technical staff will definitely benefit from the engineering problem solving approach of the course.

**Training Methodology**

All our Courses are including **Hands-on Practical Sessions** using equipment, State-of-the-Art Simulators, Drawings, Case Studies, Videos and Exercises. The courses include the following training methodologies as a percentage of the total tuition hours: -

- 30% Lectures
- 20% Practical Workshops & Work Presentations
- 30% Hands-on Practical Exercises & Case Studies
- 20% Simulators (Hardware & Software) & Videos

In an unlikely event, the course instructor may modify the above training methodology before or during the course for technical reasons.

**Course Fee**

Dubai	<b>US\$ 5,500</b> per Delegate + <b>VAT</b> . This rate includes H-STK® (Haward Smart Training Kit), buffet lunch, coffee/tea on arrival, morning & afternoon of each day.
Abu Dhabi	<b>US\$ 5,500</b> per Delegate + <b>VAT</b> . This rate includes H-STK® (Haward Smart Training Kit), buffet lunch, coffee/tea on arrival, morning & afternoon of each day.
Istanbul	<b>US\$ 6,000</b> per Delegate + <b>VAT</b> . This rate includes Participants Pack (Folder, Manual, Hand-outs, etc.), buffet lunch, coffee/tea on arrival, morning & afternoon of each day.
Al Khobar	<b>US\$ 5,500</b> per Delegate + <b>VAT</b> . This rate includes H-STK® (Haward Smart Training Kit), buffet lunch, coffee/tea on arrival, morning & afternoon of each day.



### Course Certificate(s)

Internationally recognized certificates will be issued to all participants of the course who completed a minimum of 80% of the total tuition hours.

### Certificate Accreditations


Certificates are accredited by the following international accreditation organizations: -

- 
The International Accreditors for Continuing Education and Training (IACET - USA)

Haward Technology is an Authorized Training Provider by the International Accreditors for Continuing Education and Training (IACET), 2201 Cooperative Way, Suite 600, Herndon, VA 20171, USA. In obtaining this authority, Haward Technology has demonstrated that it complies with the **ANSI/IACET 2018-1 Standard** which is widely recognized as the standard of good practice internationally. As a result of our Authorized Provider membership status, Haward Technology is authorized to offer IACET CEUs for its programs that qualify under the **ANSI/IACET 2018-1 Standard**.

Haward Technology's courses meet the professional certification and continuing education requirements for participants seeking **Continuing Education Units (CEUs)** in accordance with the rules & regulations of the International Accreditors for Continuing Education & Training (IACET). IACET is an international authority that evaluates programs according to strict, research-based criteria and guidelines. The CEU is an internationally accepted uniform unit of measurement in qualified courses of continuing education.

Haward Technology Middle East will award **3.0 CEUs** (Continuing Education Units) or **30 PDHs** (Professional Development Hours) for participants who completed the total tuition hours of this program. One CEU is equivalent to ten Professional Development Hours (PDHs) or ten contact hours of the participation in and completion of Haward Technology programs. A permanent record of a participant's involvement and awarding of CEU will be maintained by Haward Technology. Haward Technology will provide a copy of the participant's CEU and PDH Transcript of Records upon request.

- 
British Accreditation Council (BAC)

Haward Technology is accredited by the **British Accreditation Council** for **Independent Further and Higher Education** as an **International Centre**. BAC is the British accrediting body responsible for setting standards within independent further and higher education sector in the UK and overseas. As a BAC-accredited international centre, Haward Technology meets all of the international higher education criteria and standards set by BAC.

### Accommodation

Accommodation is not included in the course fees. However, any accommodation required can be arranged at the time of booking.



**Course Instructor(s)**

This course will be conducted by the following instructor(s). However, we have the right to change the course instructor(s) prior to the course date and inform participants accordingly:



**Mr. Andrew Ladwig** is a **Senior Process & Mechanical Engineer** with over **25 years** of extensive experience within the **Oil & Gas, Refinery, Petrochemical & Power** industries. His expertise widely covers in the areas of **Ammonia Manufacturing & Process Troubleshooting, Distillation Towers, Crude Oil Distillation, Fundamentals of Distillation** for Engineers, **Distillation** Operation and Troubleshooting, **Advanced Distillation** Troubleshooting, **Distillation** Technology, **Vacuum Distillation, Ammonia Storage & Loading** Systems, **Ammonia Plant**

**Operation, Troubleshooting & Optimization, Ammonia Recovery, Ammonia Plant Safety, Hazard of Ammonia Handling, Storage & Shipping, Operational Excellence in Ammonia Plants, Fertilizer Storage Management (Ammonia & Urea), Fertilizer Manufacturing Process Technology, Sulphur Recovery, Phenol Recovery & Extraction, Wax Sweating & Blending, Petrochemical & Fertilizer Plants, Nitrogen Fertilizer Production, Petroleum Industry Process Engineering, Refining Process & Petroleum Products, Refinery Planning & Economics, Safe Refinery Operations, Hydrotreating & Hydro-processing, Separators in Oil & Gas Industry, Gas Testing & Energy Isolations, Gas Liquor Separation, Industrial Liquid Mixing, Wax Bleachers, Extractors, Fractionation, Operation & Control of Distillation, Process of Crude ATM & Vacuum Distillation Unit, Water Purification, Water Transport & Distribution, Steam & Electricity, Flame Arrestors, Coal Processing, Environmental Emission Control, R&D of Wax Blending, Wax Molding/Slabbing, Industrial Drying, Principles, Selection & Design, Process Safety Design, Certified Process Plant Operations, Control & Troubleshooting, Operator Responsibilities, Storage Tanks Operations & Measurements, Tank Design, Construction, Inspection & Maintenance, Atmospheric Tanks, Process Plant Troubleshooting & Engineering Problem Solving, Process Plant Performance, Efficiency & Optimization, Continuous Improvement & Benchmarking, Process Troubleshooting Techniques, Oil & Gas Operation/Introduction to Surface Facilities, Pressure Vessel Operation, Plant & Equipment Integrity, Process Equipment Performance & Troubleshooting, Plant Startup & Shutdown, Startup & Shutdown the Plant While Handling Abnormal Conditions, Flare & Relief System, Process Gas Plant Start-up, Commissioning & Problem Solving, Process Liquid and Process Handling & Measuring Equipment. Further, he is also well-versed in Compressors & Turbines Operation, Maintenance & Troubleshooting, Heat Exchanger Overhaul & Testing Techniques, Balancing of Rotating Machinery (BRM), Pipe Stress Analysis, Valves & Actuators Technology, Inspect & Maintain Safeguarding Vent & Relief System, Certified Inspectors for Vehicle & Equipment, Optimizing Equipment Maintenance & Replacement Decisions, Certified Maintenance Planner (CMP), Certified Planning and Scheduling Professional (AACE-PSP), Material Cataloguing, Specifications, Handling & Storage, Steam Trap Design, Operation, Maintenance & Troubleshooting, Steam Trapping & Control, Column, Pump Technology, Pump Selection & Installation, Centrifugal Pumps Troubleshooting, Pumps Design, Selection & Operation, Pump & Exchangers, Troubleshooting & Design, Rotating Equipment Operation & Troubleshooting, Control & ESD System, Detailed Engineering Drawings, Codes & Standards, Budget Preparation, Allocation & Cost Control, Root Cause Analysis (RCA), Production Optimization, Permit to Work (PTW), Project Engineering, Data Analysis, Process Hazard Analysis (PHA), HAZOP Study, Sampling & Analysis, Training Analysis, Job Analysis Techniques, Storage & Handling of Toxic Chemicals & Hazardous Materials, Hazardous Material Classification & Storage/Disposal, Dangerous Goods, Environmental Management System (EMS), Supply Chain, Purchasing, Procurement, Logistics Management & Transport & Warehousing & Inventory, Risk Monitoring Authorized Gas Tester (AGT), Confined Space Entry (CSE), Personal Protective Equipment (PPE), Fire & Gas, First Aid and Occupational Health & Safety.**

During his career life, Mr. Ladwig has gained his practical experience through his various significant positions and dedication as the **Mechanical Engineer, Project Engineer, Reliability & Maintenance Engineer, Maintenance Support Engineer, Process Engineer, HSE Supervisor, Warehouse Manager, Quality Manager, Business Analyst, Senior Process Controller, Process Controller, Safety Officer, Mechanical Technician, Senior Lecturer and Senior Consultant/Trainer** for various companies such as the Sasol Ltd., Sasol Wax, Sasol Synfuels, just to name a few.

Mr. Ladwig has a **Bachelor's** degree in **Chemical Engineering** and a **Diploma in Mechanical Engineering**. Further, he is a **Certified Instructor/Trainer, a Certified Internal Verifier/Assessor/Trainer** by the **Institute of Leadership & Management (ILM)** and has delivered various trainings, workshops, seminars, courses and conferences internationally.





**Course Program**

The following program is planned for this course. However, the course instructor(s) may modify this program before or during the course for technical reasons with no prior notice to participants. Nevertheless, the course objectives will always be met:

**Day 1**

0730 – 0800	<i>Registration &amp; Coffee</i>
0800 – 0815	<i>Welcome &amp; Introduction</i>
0815 – 0830	<b>PRE-TEST</b>
0830 – 0845	<b>Troubleshooting</b>
0845 – 0900	<b>Definition, Potential Sources</b>
0900 – 0915	<b>Engineering Problem Solving</b>
0915 – 0930	<b>Course Approach</b>
0930 – 0945	<i>Break</i>
0945 – 1015	<b>Components of Plant Problem Solving</b>
1015 – 1045	<b>Limitations to Plant Problem Solving</b>
1045 – 1115	<b>Sources of Historical Data</b>
1115 – 1145	<b>Daily Monitoring System Guidelines</b>
1145 – 1215	<b>Setting Trigger Points</b>
1215 – 1230	<i>Break</i>
1230 – 1300	<b>Disciplined Learned Problem-Solving Approach</b>
1300 – 1330	<b>Step 1 to Step 6 – Considerations</b>
1330 – 1400	<b>Risk Analysis – HAZOP – MSDS</b>
1400 – 1420	<b>Troubleshooting Manual: Sample Problems</b>
1420 – 1430	<b>Recap</b>
1430	<i>Lunch &amp; End of Day One</i>

**Day 2**

0730 – 0815	<b>Applied Economics</b>
0815 – 0900	<b>Valuation Principles &amp; Methods</b>
0900 – 0930	<b>Other Valuation Principle &amp; Methods</b>
0930 – 0945	<i>Break</i>
0945 – 1030	<b>Compressor – Compressor Problems – Simplified Approach</b>
1030 – 1130	<b>Distillation, Plates, Tray Stability</b>
1130 – 1215	<b>Guidelines for Problem Solving Temperature, Pressure, Level</b>
1215 – 1230	<i>Break</i>
1230 – 1330	<b>Measurements, Verification</b>
1330 – 1420	<b>Sample Exercise Kinetics, Flow, Mechanical, Design</b>
1420 – 1430	<b>Recap</b>
1430	<i>Lunch &amp; End of Day Two</i>

**Day 3**

0730 – 0745	<b>Fluid Overview – Basic Principles</b>
0745 – 0800	<b>Fluid Overview – Head Definition</b>
0800 – 0830	<b>Equivalent Piping Lengths</b>
0830 – 0900	<b>Commercial Correlations</b>
0900 – 0915	<b>Practical Exercises</b>
0915 – 0930	<i>Break</i>





0930 – 1000	<b>Two Phase Flow/Theory &amp; Applications</b>
1000 – 1015	<b>Practical Exercises</b>
1015 – 1045	<b>Process Control – Introduction; PID</b>
1045 – 1115	<b>Controllers, Feedback, Feedforward &amp; Cascade Controls</b>
1115 – 1145	<b>Advanced Control; Multi-loop</b>
1145 – 1200	<i>Break</i>
1200 – 1230	<b>Controllers; Process Control &amp; Optimization</b>
1230 – 1300	<b>On Line Optimization; Process Analysers</b>
1300 – 1330	<b>Distillation Multiple Control; Volume Control</b>
1330 – 1400	<b>Condenser Control, Practical Considerations, Advanced</b>
1400 – 1420	<b>Control Project Drawback</b>
1420 – 1430	<b>Recap</b>
1430	<i>Lunch &amp; End of Day Three</i>

**Day 4**

0730 – 0930	<b>Heat Transfer Overview</b>
0930 – 0945	<i>Break</i>
0945 – 1115	<b>Troubleshooting Techniques/Applications</b>
1115 – 1145	<b>Practical Exercises</b>
1145 – 1200	<i>Break</i>
1200 – 1400	<b>Distillation Column Packing</b>
1400 – 1420	<b>Practical Exercises</b>
1420 – 1430	<b>Recap</b>
1430	<i>Lunch &amp; End of Day Four</i>

**Day 5**

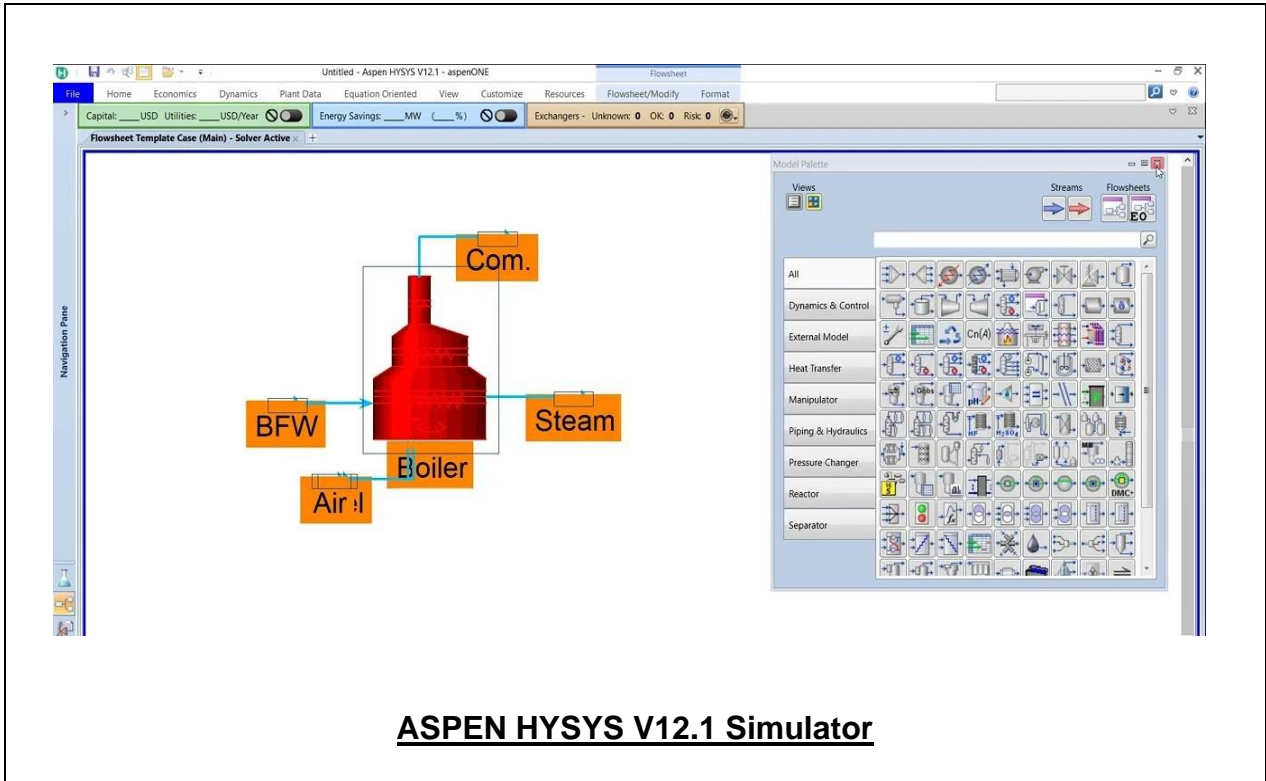
0730 – 0815	<b>Hazards</b>
0815 – 0900	<b>Demonstration</b>
0900 – 0945	<b>QRA</b> <i>“Ishikawa” Diagrams • Exercises</i>
0945 – 1000	<i>Break</i>
1000 – 1045	<b>MSDS</b>
1045 – 1130	<b>Needed Information, Is it Good Enough?</b>
1130 – 1215	<b>Incomplete?</b>
1215 – 1230	<i>Break</i>
1230 – 1300	<b>Accidents</b>
1300 – 1330	<b>FLIXBOROUGH ACCIDENT</b>
1330 – 1345	<b>Lessons learned, General Information</b>
1345 – 1400	<b>Course Conclusion</b>
1400 – 1415	<b>POST-TEST</b>
1415 – 1430	<i>Presentation of Course Certificates</i>
1430	<i>Lunch &amp; End of Course</i>





### Simulator (Hands-on Practical Sessions)

Practical sessions will be organized during the course for delegates to practice the theory learnt. Delegates will be provided with an opportunity to carryout various exercises using the “ASPEN HYSYS” simulator.



### Course Coordinator

Mari Nakintu, Tel: +971 2 30 91 714, Email: [mari1@haward.org](mailto:mari1@haward.org)