



COURSE OVERVIEW EE0250 **Advanced Power Distribution Engineering Utilities**

Course Title

Advanced Power Distribution Engineering Utilities

Course Date/Venue

Session 1: October 19-23, 2026/ Tamra Meeting Room, Al Bandar Rotana Creek, Dubai, UAE


Session 2: December 14-18, 2026/ Meeting Plus 9, City Centre Rotana, Doha, Qatar

Course Reference


EE0250

Course Duration/Credits

Five days/3.0 CEUs/30 PDHs



Course Description



This practical and highly-interactive course includes various practical sessions and exercises. Theory learnt will be applied using our state-of-the-art simulators.

This course utilizes lectures, student participation, videos, LCD slides, a workbook, and the International Electrical Testing Association (NETA) "Maintenance Testing Specifications." This course addresses the main elements of Electric Distribution Equipment Maintenance: safety; equipment and system principles and operation; inspection, test, evaluation, and maintenance procedures; and electrical maintenance programs.

Discussion of electric safety procedures includes safety awareness, minimum approach distances, care and use of personal protective equipment, lockout-tagout, safety grounding, step and touch potentials, and special hazards of electric power distribution equipment. This course covers electrical safety training as required by OSHA (Occupational Safety and Health Administration – USA) for qualified electrical workers.

The types of equipment and systems presented include cables and buses, switchgear circuit breakers, liquid-filled and cast-coil/dry-type transformers, instrument transformers, meters and protective relays, surge arresters, and capacitors.

Discussions include equipment operation and descriptions of the various inspection, testing, evaluation, and maintenance procedures available for the equipment and the test equipment and outage requirements for the various procedures.

The course will include references to British (BS), European (IEC), and United States (ANSI, IEEE, NEC) engineering standards. Participants are encouraged to bring their system single-line diagrams and recent problems for discussion during and after class. Practical electrical inspection, test, evaluation, and maintenance training based on NETA Maintenance Testing Specifications and the course instructor's 30 years experience in the electric power field will be presented.

Course Objectives

Upon the successful completion of this course, each participant will be able to:-

- Apply and gain an in-depth knowledge on installation, operation, testing, optimization, maintenance and troubleshooting of electric distribution system equipment
- Explain standards and regulations as well as electric power and dielectric principle
- Analyze low and medium voltage cable and buses and discuss a general overview of MV and LV equipments
- Describe MV and LV switchgears and circuit breakers and review power and instrument transformers
- Review surge arrestors, capacitors, meters and protective relays
- Employ electrical safety and employ electrical maintenance program
- Perform exercises with troubleshooting electrical circuits V4.1 simulator

Exclusive Smart Training Kit - H-STK®



*Participants of this course will receive the exclusive “Haward Smart Training Kit” (H-STK®). The H-STK® consists of a comprehensive set of technical content which includes **electronic version** of the course materials conveniently saved in a **Tablet PC**.*

Who Should Attend

This course provides an overview of all significant aspects and considerations of electric distribution system equipment for those who are involved with the planning, implementation, and/or supervision of electrical preventive maintenance (EPM) programs of electric power equipment in industrial plants, process plants, oil/gas fields, refineries, petrochemical plants, utilities and commercial facilities. You should be interested in learning how electrical power distribution equipment and systems operate and how to maintain and troubleshoot the equipment safely and effectively.

Training Methodology

All our Courses are including **Hands-on Practical Sessions** using equipment, State-of-the-Art Simulators, Drawings, Case Studies, Videos and Exercises. The courses include the following training methodologies as a percentage of the total tuition hours:-

30% Lectures

20% Practical Workshops & Work Presentations

30% Hands-on Practical Exercises & Case Studies

20% Simulators (Hardware & Software) & Videos

In an unlikely event, the course instructor may modify the above training methodology before or during the course for technical reasons.

Course Certificate(s)

Internationally recognized certificates will be issued to all participants of the course who completed a minimum of 80% of the total tuition hours.

Certificate Accreditations

Certificates are accredited by the following international accreditation organizations: -

- 

British Accreditation Council (BAC)

Haward Technology is accredited by the **British Accreditation Council** for **Independent Further and Higher Education** as an **International Centre**. BAC is the British accrediting body responsible for setting standards within independent further and higher education sector in the UK and overseas. As a BAC-accredited international centre, Haward Technology meets all of the international higher education criteria and standards set by BAC.
- 

The International Accreditors for Continuing Education and Training (IACET - USA)

Haward Technology is an Authorized Training Provider by the International Accreditors for Continuing Education and Training (IACET), 2201 Cooperative Way, Suite 600, Herndon, VA 20171, USA. In obtaining this authority, Haward Technology has demonstrated that it complies with the **ANSI/IACET 2018-1 Standard** which is widely recognized as the standard of good practice internationally. As a result of our Authorized Provider membership status, Haward Technology is authorized to offer IACET CEUs for its programs that qualify under the **ANSI/IACET 2018-1 Standard**.

Haward Technology's courses meet the professional certification and continuing education requirements for participants seeking **Continuing Education Units (CEUs)** in accordance with the rules & regulations of the International Accreditors for Continuing Education & Training (IACET). IACET is an international authority that evaluates programs according to strict, research-based criteria and guidelines. The CEU is an internationally accepted uniform unit of measurement in qualified courses of continuing education.

Haward Technology Middle East will award **3.0 CEUs** (Continuing Education Units) or **30 PDHs** (Professional Development Hours) for participants who completed the total tuition hours of this program. One CEU is equivalent to ten Professional Development Hours (PDHs) or ten contact hours of the participation in and completion of Haward Technology programs. A permanent record of a participant's involvement and awarding of CEU will be maintained by Haward Technology. Haward Technology will provide a copy of the participant's CEU and PDH Transcript of Records upon request.

Course Fee

Dubai	US\$ 5,500 per Delegate + VAT . This rate includes H-STK® (Haward Smart Training Kit), buffet lunch, coffee/tea on arrival, morning & afternoon of each day.
Doha	US\$ 6,000 per Delegate. This rate includes H-STK® (Haward Smart Training Kit), buffet lunch, coffee/tea on arrival, morning & afternoon of each day.



Course Instructor(s)

This course will be conducted by the following instructor(s). However, we have the right to change the course instructor(s) prior to the course date and inform participants accordingly:



Mr. Ken Steel is a **Senior Electrical & Instrumentation Engineer** with over **45 years** of extensive experience. His expertise widely covers **Electrical Motors Testing, Heat Tracing & Insulation Installation & Testing, HV Terminations, High & Low Voltages** on Overhead Cranes, **HV/MV Cable Splicing, Cable & Over Head Power Line, HV/MV Switchgear, HV Cable Design, Medium & High Voltage Equipment, High Voltage Circuit Breaker Inspection & Repair, High Voltage Power System, HV Equipment Inspection & Maintenance, HV Switchgear**

Operation & Maintenance, Resin / Heat Shrink & Cold Shrink Joints, HV/LV Equipment, LV & HV Electrical System, Cable Splicing & Termination, High Voltage Electrical Safety, LV, MV & HV Cable Installations & Properties, LV Substation, MV & LV Cable, UPS Systems, MV & LV Direct on Line Motor Drives, MV & LV VSD Motor Drives, MV & LV Soft Starter Motor Drives, LV Two Speed Motor Drives, Underground Transformer Oil Containment Tank, Electrical & Instrumentation Construction Installation, 1500KW, 1000KW, 1752KW Diesel Power Plant Installation, 110KV Overhead Line, 110KV Outdoor Switchgear, 110KV/10KV 6500KVA Transformer, Transformer Substation, 1600KVA 10KV/0.4KV & 2 Off 1000KVA Diesel Generators, 1600KVA 10KV/0.4KV & 1650KVA Diesel Generator, 110KV/35KV/10KV Substation, 110KV/10KV Transformers, 110KV & 2 Off 6KV Overhead Lines, 34.5KV, 13.8KV, 4.16KV & 480V Switchgear, 4.16KV & 480V MCC, Transformers & Motor Drives Substations, Diesel Driven Generators, Overhead Cranes, Overhead Cranes & HVAC Units, AC & DC Drives, Data Logger, Electrical, Instrumentation & Mechanical Installation Maintenance, Slab Mills, Pre Heat Ovens, Hydraulic Shears, Stamping Machine, Gearboxes, Rollers, Pumps, Valves, Electro Magnets & Pump House Operation, Boilers Construction And Commissioning, Valve Calibration & Testing, Level Gauges, Pressure & Flow Transmitters Installation & Calibration, Pressure & Leak Testing of Boilers, Leak Testing, SMP, Elect, I&C, F&G, HVAC & Utility Services, Nitrogen Leak Test Operations, Steam Blowing Activities, SMP, Elect, I&C, F&G, HVAC & Utility Services, PTW Issue (PA/AC), Installation & Mechanical Piping and Hydro Testing & Leak Testing of Lines Installation.

During Mr. Steel's career life, he has gained his practical experience through several significant positions and dedication as the **3GP PBF & Boilers SC Commission Support, SC Site Execution Superintendent, E&I Construction Superintendent, High Voltage Construction Supervisor, Control & Power Construction Supervisor, Electrical & Instrumentation Supervisor, Electrical Technician, Construction Support Electrical Engineer, E&I Engineer, Electrical/Instrumentation Site Supervisor, Q.A/Q.C Inspector, Electrical/Instrumentation Technician, Maintenance Fitter Instrumentation Technician, Millwright, Apprentice Millwright and Senior Instructor/Lecturer** for Tengiz Chevron Oil Kazakhstan, Al Jubail Saudi Arabia, Escravos Delta state Nigeria, Lurgi S.A, SuD Chemie Sasol Catalysts, J C Groenewalds Construction (LTA), Tycon (Goodyear S.A.), Dragline Construction and Iscor Vanderbijlpark.

Mr. Steel has a **Diploma in Electronics Mechanic**. Further, he is a **Certified Instructor/Trainer** and delivered numerous trainings, courses, workshops, seminars and conferences internationally.

Accommodation

Accommodation is not included in the course fees. However, any accommodation required can be arranged at the time of booking.



Course Program

The following program is planned for this course. However, the course instructor(s) may modify this program before or during the course for technical reasons with no prior notice to participants. Nevertheless, the course objectives will always be met:

Day 1

0730 – 0800	Registration & Coffee
0800 – 0815	Welcome & Introduction
0815 – 0830	PRE-TEST
0830 – 0845	Standards & Regulations
0845 – 0930	Electric Power & Dielectric Principle Electric & Magnetic Fields & the Electric Power System • Behavior of Dielectric (Insulation) Materials • Conducting & Insulating Materials
0930 – 0945	Break
0945 – 1100	Electric Power & Dielectric Principles (cont'd) Conducting & Insulating Materials (cont'd) • Three-Phase Power Calculations • Short-Circuit Currents • Calculations & Equipments & Materials Stress
1100 – 1230	Electric Power & Dielectric Principles (cont'd) Electrical Problems & Corrective Actions • Excess Heat & Voltage • Deterioration & Contamination • Partial Discharge (Corona)
1230 – 1245	Break
1245 – 1420	Low & Medium Voltage Cables & Buses Types • Construction • Applications • Ratings • Cable Joints • Bus Bars & Buses Accessories • Inspections • Tests • Evaluations • Common Failure Modes & Failure Location • Cable/Bus Safety
1420 – 1430	Recap Using this Course Overview, the Instructor(s) will Brief Participants about the Topics that were Discussed Today and Advise Them of the Topics to be Discussed Tomorrow
1430	Lunch & End of Day One

Day 2

0730 – 0830	General Overview of MV & LV Equipments Types & Applications
0830 – 0930	MV & LV Switchgears & Circuit Breakers LV Switchgears Types & Ratings • LV Switchgear Circuit Breakers – Types & Ratings • Overcurrent Sensing • Typical Time-Current-Curves (Tccs) • LV Circuit Breakers Selectivity
0930 – 0945	Break
0945 – 1100	MV & LV Switchgears Circuit Breakers (cont'd) Types & Ratings of MV Switchgears • MV Switchgear Circuit Breakers - Types, Ratings & Operating Mechanisms • Protection Relays
1100 – 1130	MV & LV Switchgear Circuit Breakers (cont'd) Inspections & Tests
1130 – 1230	Power Transformers Transformers Principles & Parameters • Types & Applications • Connections (Vector Group) • Two-Winding • Zigzag Grounding • Auto-Transformers & Tertiaries
1230 – 1245	Break



1245 – 1420	Power Transformers (cont'd) Tap Changers • De-Energized Tap Changers (DETC) • Load Tap Changers (OLTC) & Controls • Built-on Protections (Buchholz & Similar Relays) • Cooling Systems • Fire Fighting
1420 – 1430	Recap Using this Course Overview, the Instructor(s) will Brief Participants about the Topics that were Discussed Today and Advise Them of the Topics to be Discussed Tomorrow
1430	Lunch & End of Day Two

Day 3

0730 – 0930	Power Transformers (cont'd) Parallel Operation of Transformers • Accessories • Failure Modes & Detection • Inspections & Tests • Factory Tests • Field Tests • Oil & Gas Analysis
0930 – 0945	Break
0945 – 1100	Instrument Transformers Characteristics & Functions • Types & Ratings • Connections • Inspections & Tests • Common Failure Modes & CT/VT Safety
1100 – 1200	Surge Arrestors Types & Ratings • Inspections & Tests
1200 – 1230	Capacitors Types of Banks & Their Connection • Power Factor Correction • Connection Points • Harmonic Considerations • Inspection & Testing
1230 – 1245	Break
1245 – 1420	Meters & Protective Relays Types of Meters & Applications • Types & Application of Protective Relays • Typical Connection Diagrams • Measurement Transducers
1420 – 1430	Recap Using this Course Overview, the Instructor(s) will Brief Participants about the Topics that were Discussed Today and Advise Them of the Topics to be Discussed Tomorrow
1430	Lunch & End of Day Three

Day 4

0730 – 0800	Meters & Protective Relays (cont'd) Inspection & Tests • Meter/Relay Cautions & Safety
0800 – 0930	Electrical Safety Hazards Working Near or on Energized Electrical Equipment • Electrical Shock & Effects • Arc Flash • Safeguards for Preventing Shock
0930 – 0945	Break
0945 – 1100	Electrical Safety (cont'd) De-Energized & Energized Works • Permit to Work • Tools & Test equipment Use & Care of Safety Grounding Sets • Use & Care of Electrical Personal Protective Equipment • Tools & Test Equipment
1100 – 1230	Electrical Safety (cont'd) Safety Distances • “Qualified Electrical Workers” as Defined by OSHA • Minimum Approach Distances for Non-Qualified and Qualified Electrical Workers • Proper Lockout-Tagout Procedures



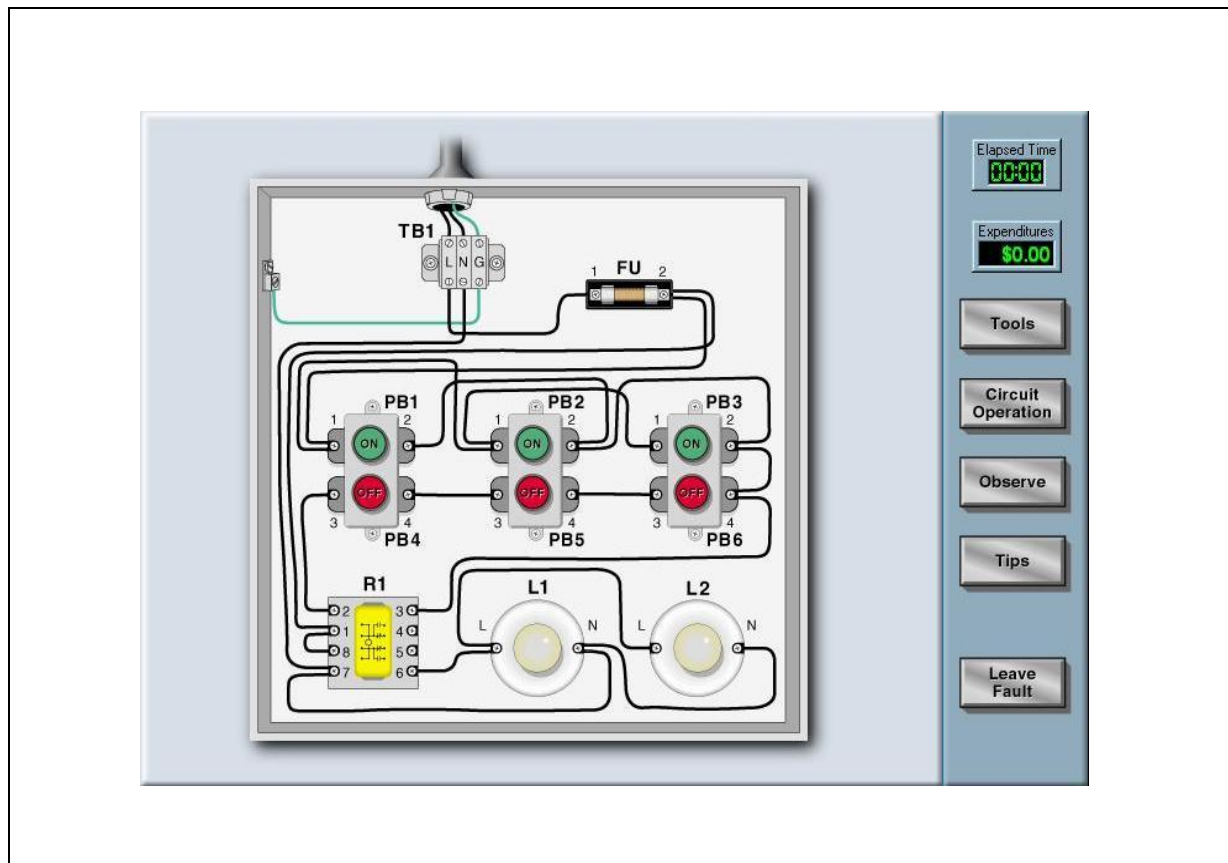
1230 – 1245	Break
1245 – 1420	Electrical Safety (cont'd) <i>Equipment Safety Interlocks • Step & Touch Potential (Definition & Hazards)</i>
1420 – 1430	Recap <i>Using this Course Overview, the Instructor(s) will Brief Participants about the Topics that were Discussed Today and Advise Them of the Topics to be Discussed Tomorrow</i>
1430	Lunch & End of Day Four

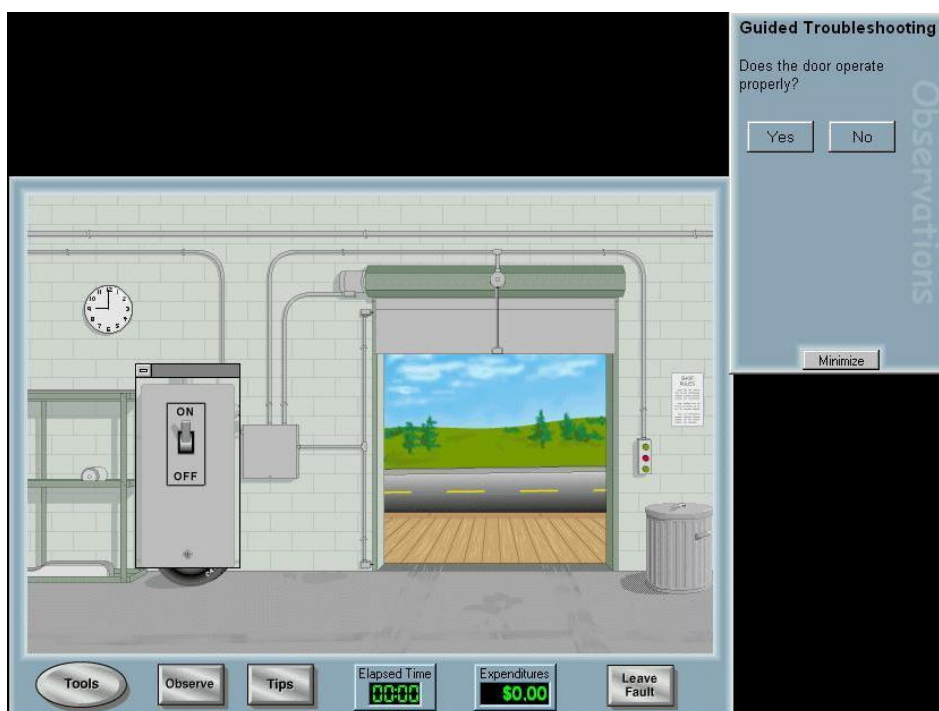
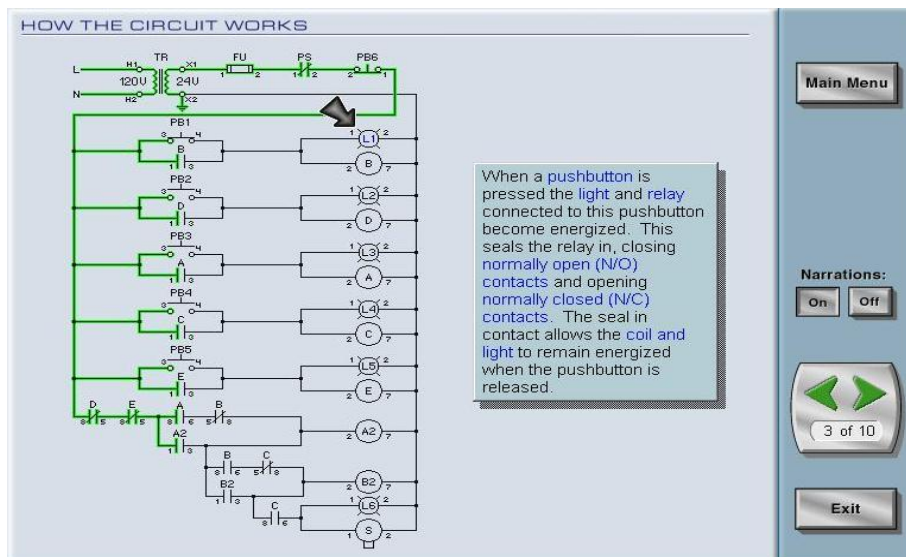
Day 5

0730 – 0930	Electrical Maintenance Program <i>Maintenance Actions • Testing Intervals • International Electrical Testing Association (NETA) Specifications</i>
0930 – 0945	Break
0945 – 1100	Practical Exercises with Troubleshooting Electrical Circuits V4.1 Simulator
1100 – 1230	Practical Exercises with Troubleshooting Electrical Circuits V4.1 Simulator (cont'd)
1230 – 1245	Break
1245 – 1345	Practical Exercises with Troubleshooting Electrical Circuits V4.1 Simulator (cont'd)
1345 – 1400	Course Conclusion <i>Using this Course Overview, the Instructor(s) will Brief Participants about the Course Topics that were Covered During the Course</i>
1400 – 1415	POST-TEST
1415 – 1430	Presentation of Course Certificates
1430	Lunch & End of Course

Simulator (Hands-on Practical Sessions)

Practical sessions will be organized during the course for delegates to practice the theory learnt. Delegates will be provided with an opportunity to carryout various exercises using our state-of-the-art simulator “Simutech Troubleshooting Electrical Circuits V4.1”.





Simutech Troubleshooting Electrical Circuits V4.1

Course Coordinator

Mari Nakintu, Tel: +971 2 30 91 714, Email: mari1@haward.org