

COURSE OVERVIEW HE1768
Crane Operator (Pedestal)

Course Title

Crane Operator (Pedestal)

Course Date/Venue


September 23-27, 2024/Fujairah Meeting Room,
 Grand Millennium Al Wahda Hotel, Abu Dhabi, UAE

Course Reference

HE1768

Course Duration/Credits

Five days /3.0 CEUs/30 PDHs



Course Description



This practical and highly-interactive course includes real-life case studies and exercises where participants will be engaged in a series of interactive small groups and class workshops.

This course is designed to provide participants with a detailed and up-to-date overview of pedestal crane safe operations. It covers the size and characteristics of cranes, operational modes and major operational components; the capacity considerations and operational limitations; the requirement and purpose of safety devices; and the accident analysis, preventative action, operator's responsibilities and pre-operational inspections.

During this interactive course, each participant will learn the crane manufacturer's instructions; the load devices equipment and safety devices and unsafe conditions; evaluating work site and supporting surface and ground stability; the proper crane set-up and stability versus structural competence; the load rating charts and instructional notes; the jib configurations and load ratings; the near electric power sources and the effects of side loading and dynamic loading; the proper shutdown and securing of cranes; the wire rope inspection methods and criteria; the load to be handled and controlling the load; the standard and designated hand signals; and the OSHA documentation requirements including the OSHA 1910, 1926 standards and ASME B30.4.

Course Objectives

Upon the successful completion of this course, each participant will be able to: -

- Apply and gain an in-depth knowledge on pedestal crane safe operations
- Identify the size and characteristics of cranes including the operational modes, major operational components and capacity considerations
- Recognize the operational limitations as well as the requirements and purpose of safety devices
- Carryout accident analysis, preventative action and pre-operational inspection and discuss operator's responsibilities
- Review crane manufacturer's instructions and recognize load devices equipment and safety devices and unsafe conditions
- Evaluate work site and discuss supporting surface and ground stability
- Employ proper crane set-up and discuss stability versus structural competence
- Review load rating charts and instructional notes and apply jib configurations
- Operate near electric power sources and recognize the effects of side loading and dynamic loading
- Employ proper shutdown and securing of cranes as well as wire rope inspection methods and criteria
- Evaluate load to be handled, control the load and apply the standard and designated hand signals
- Identify OSHA documentation requirements including the OSHA 1910, 1926 standards and ASME B30.4

Exclusive Smart Training Kit - H-STK®



Participants of this course will receive the exclusive "Haward Smart Training Kit" (H-STK®). The H-STK® consists of a comprehensive set of technical content which includes **electronic version** of the course materials, sample video clips of the instructor's actual lectures & practical sessions during the course conveniently saved in a **Tablet PC**.

Who Should Attend

This course provides an overview of all significant aspects and considerations of pedestal crane safe operations for mobile crane operators, riggers, safety officers, safety engineers, safety managers, safety consultant and inspectors.

Course Fee


US\$ 5,500 per Delegate + **VAT**. This rate includes H-STK® (Haward Smart Training Kit), buffet lunch, coffee/tea on arrival, morning & afternoon of each day.

Course Certificate(s)

Internationally recognized certificates will be issued to all participants of the course who completed a minimum of 80% of the total tuition hours.

Certificate Accreditations


Certificates are accredited by the following international accreditation organizations: -

- 
The International Accreditors for Continuing Education and Training (IACET - USA)

Haward Technology is an Authorized Training Provider by the International Accreditors for Continuing Education and Training (IACET), 2201 Cooperative Way, Suite 600, Herndon, VA 20171, USA. In obtaining this authority, Haward Technology has demonstrated that it complies with the **ANSI/IACET 2018-1 Standard** which is widely recognized as the standard of good practice internationally. As a result of our Authorized Provider membership status, Haward Technology is authorized to offer IACET CEUs for its programs that qualify under the **ANSI/IACET 2018-1 Standard**.

Haward Technology's courses meet the professional certification and continuing education requirements for participants seeking **Continuing Education Units (CEUs)** in accordance with the rules & regulations of the International Accreditors for Continuing Education & Training (IACET). IACET is an international authority that evaluates programs according to strict, research-based criteria and guidelines. The CEU is an internationally accepted uniform unit of measurement in qualified courses of continuing education.

Haward Technology Middle East will award **3.0 CEUs** (Continuing Education Units) or **30 PDHs** (Professional Development Hours) for participants who completed the total tuition hours of this program. One CEU is equivalent to ten Professional Development Hours (PDHs) or ten contact hours of the participation in and completion of Haward Technology programs. A permanent record of a participant's involvement and awarding of CEU will be maintained by Haward Technology. Haward Technology will provide a copy of the participant's CEU and PDH Transcript of Records upon request.

- 
British Accreditation Council (BAC)

Haward Technology is accredited by the **British Accreditation Council** for **Independent Further and Higher Education** as an **International Centre**. BAC is the British accrediting body responsible for setting standards within independent further and higher education sector in the UK and overseas. As a BAC-accredited international centre, Haward Technology meets all of the international higher education criteria and standards set by BAC.

Accommodation

Accommodation is not included in the course fees. However, any accommodation required can be arranged at the time of booking.

Course Instructor(s)

This course will be conducted by the following instructor. However, we have the right to change the course instructor prior to the course date and inform participants accordingly:



Mr. Raymond Tegman is a **Senior HSE Consultant** with extensive experience within the **Oil & Gas, Petrochemical and Refinery** industries. His broad expertise widely covers in the areas of **Rigging Safety Rules, Machinery & Hydraulic Lifting Equipment, Handling Hazardous Chemicals, Spill Containment, Fire Protection, Fire Precautions, Incidents & Accidents Reporting, HSEQ Audits & Inspection, HSEQ Procedures, Environmental Awareness, Waste Management Monitoring, Emergency Planning, Emergency Management, Working at Heights, Root Cause Analysis, HSE Rules & Regulations, Process Safety Management (PSM), Process Hazard Analysis (PHA), Techniques, HAZOP, HSE Risk, Pre-Start-up Safety Reviews, HSE Risk Identification, Assessments & Audit, HSE Risk Assessment & Management Concepts, HSE Management Policy & Standards, HSSE Emergency Response & Crisis Management Operations, Confined Space Entry, Quantitative Risk Assessment (QRA), Hazardous Materials & Chemicals Handling, Safety Precaution & Response Action Plan, Hazard & Risk Assessment, Task Risk Assessment (TRA), Incident Command, Accident & Incident Investigation, Emergency Response Procedures, Job Safety Analysis (JSA), Behavioural Based Safety (BBS), Fall Protection, Work Permit & First Aid, Lock-out/Tag-out (LOTO), Emergency Response, Construction Supervision, Scaffolding Inspection, HAZCHEM, Manual Material Handling, Road Traffic Supervision, ISO 9001 and OHSAS 18001.**

During his career life, Mr. Tegman has gained his practical and field experience through his various significant positions and dedication as the **Operations Manager, Safety & Maintenance Manager, Safety Manager, Road/Traffic Supervisor, Assessor/Moderator, Safety Consultant, Safety Advisor, Safety Officer and Liaison Officer** from Zero Harm, SHRA Training & Services (Health & Safety), Road Crete, Balwin Property Development, DEME International, Gladstone Australia, Godavari Gas Pipeline and New Castle NCIG.

Training Methodology

All our Courses are including **Hands-on Practical Sessions** using equipment, State-of-the-Art Simulators, Drawings, Case Studies, Videos and Exercises. The courses include the following training methodologies as a percentage of the total tuition hours:-

- 30% Lectures
- 20% Practical Workshops & Work Presentations
- 30% Hands-on Practical Exercises & Case Studies
- 20% Simulators (Hardware & Software) & Videos

In an unlikely event, the course instructor may modify the above training methodology before or during the course for technical reasons.

Course Program

The following program is planned for this course. However, the course instructor(s) may modify this program before or during the course for technical reasons with no prior notice to participants. Nevertheless, the course objectives will always be met:

Day 1

0730 - 0800	<i>Registration & Coffee</i>
0800 - 0815	<i>Welcome & Introduction</i>
0815 - 0830	PRE-TEST
0830 - 0900	<i>Introduction to Pedestal Crane Safe Operations</i>
0900 - 0930	<i>Size & Characteristics of Cranes</i>
0930 - 0945	<i>Break</i>
0945 - 1100	<i>Operational Modes</i>
1100 - 1230	<i>Major Operational Components</i>
1230 - 1245	<i>Break</i>
1245 - 1420	<i>Capacity Considerations (Net & Gross)</i>
1420 - 1430	Recap
1430	<i>End of Day One</i>

Day 2

0730 - 0900	<i>Operational Limitations</i>
0900 - 0930	<i>Safety Devices: Requirements & Purpose</i>
0930 - 0945	<i>Break</i>
0945 - 1130	<i>Accident Analysis & Preventative Action</i>
1130 - 1230	<i>Operator's Responsibilities</i>
1230 - 1245	<i>Break</i>
1245 - 1315	<i>Pre-Operational Inspections</i>
1315 - 1420	<i>Crane Manufacturer's Instructions</i>
1420 - 1430	Recap
1430	<i>End of Day Two</i>

Day 3

0730 - 0900	<i>Load Devices Equipment & Safety Devices</i>
0900 - 0930	<i>Recognizing Unsafe Conditions</i>
0930 - 0945	<i>Break</i>
0945 - 1130	<i>Evaluation of the Work Site</i>
1130 - 1230	<i>Supporting Surface & Ground Stability</i>
1230 - 1245	<i>Break</i>
1245 - 1315	<i>Proper Crane Set-Up</i>
1315 - 1420	<i>Stability Versus Structural Competence</i>
1420 - 1430	Recap
1430	<i>End of Day Three</i>

Day 4

0730 - 0900	<i>Load Rating Charts & Instructional Notes</i>
0900 - 0930	<i>Jib Configurations & Load Ratings</i>
0930 - 0945	<i>Break</i>
0945 - 1130	<i>Operating Near Electric Power Sources</i>
1130 - 1230	<i>Effects of Side Loading & Dynamic Loading</i>
1230 - 1245	<i>Break</i>

1245 - 1315	Proper Shutdown & Securing of Cranes
1315 - 1420	Wire Rope Inspection Methods & Criteria
1420 - 1430	Recap
1430	End of Day Four


Day 5

0730 - 0900	Evaluation of the Load to be Handled
0900 - 0930	Controlling the Load
0930 - 0945	Break
0945 - 1100	Standard & Designated Hand Signals
1100 - 1230	OSHA Documentation Requirements

1230 - 1245	Break
1245 - 1400	Requirements of OSHA 1910, 1926 Standards & ASME B30.4
1400 - 1415	Course Conclusion
1415 - 1430	POST-TEST
1430	End of Course

Practical Sessions

This practical and highly-interactive course includes real-life case studies and exercises:-



Course Coordinator

Mari Nakintu, Tel: +971 2 30 91 714, Email: mari1@haward.org