

**COURSE OVERVIEW OE0020**  
**Offshore Structure Design, Construction, Inspection, Maintenance & Repair**

**Course Title**

Offshore Structure Design, Construction, Inspection, Maintenance & Repair

**Course Reference**

OE0020

**Course Duration/Credits**

Five days/3.0 CEUs/30 PDHs

**Course Date/Venue**



Session(s)	Date	Venue
1	May 25-29, 2025	Doha, Qatar/Oryx Meeting Room, Double Tree by Hilton Al Saad, Doha, Qatar
2	October 05-09, 2025	Doha, Qatar/Oryx Meeting Room, Double Tree by Hilton Al Saad, Doha, Qatar
3	December 21-25, 2025	Slaysel 02 Meeting Room, Movenpick Hotel & Resort Al Bida'a Kuwait, City of Kuwait

**Course Description**



***This practical and highly-interactive course includes various practical sessions and exercises. Theory learnt will be applied using our-state-of-the-art simulators.***

The aim of this course is to provide the participants with a complete and up-to-date overview of offshore structure engineering in general and steel jackets (platforms) in particular. It will give a picture of the work of ocean and structural design engineers, using case studies to highlight the topics discussed.



The course will cover the design, construction, inspection, maintenance and repair of offshore structures/platforms in accordance with API and ISO standards; discuss the various types of offshore structures including their advantages, disadvantages and design requirements; analysis of the ocean environment affecting offshore structures which includes wind, waves & environmental forces, currents, tides and storm surge; design criteria for steel jackets including simplified procedures suitable for the first stages of design of a small liftable jacket; the layout of jacket frame and other structural topics for jacket design; and the correct diameter, thickness and bending in member design, strength, approaches to fatigue in joint design and pile capacity of foundation piles.





During the course, participants will be able to apply proper load-out, transportation, installation and commissioning methods related to offshore structures; execute proper launch of a steel tower; recognize and employ the standards and specification of risk assessment for offshore structure; practice the software available for use in jacket analysis and design; and employ sub-sea inspection, cathodic protection, corrosion allowance, flooded member detection and other surveys in protecting and maintaining the structure.

Proper methodology for estimating response based conditions for design against extremes, typical results and consequences; describing the factors that control the ultimate strength of the steel structures; emphasizing the principles of structural reliability analysis as well as the principles of cost/benefit analysis and considerations of risk; explaining vortex-induced-vibration, wave slamming and diffraction forces related to waves and environmental forces affecting the offshore structures as well as the importance of deck elevation, role of model testing and wave-structure interaction; and identifying the things that go wrong especially the opportunities and present problems arising in project management and engineering will also be covered during the course.

Upon the successful completion of this course, the participant will have a satisfactory understanding of the planning, concept development, design, construction, installation, operation, inspection and maintenance of Offshore Structures.

### **Course Objectives**

Upon the successful completion of this course, each participant will be able to:-

- Apply an in-depth knowledge on the design, construction, inspection, maintenance and repair of offshore structures/platforms in accordance with API and ISO standards
- Discuss the various types of offshore structures including their advantages and disadvantages & design requirements
- Analyze the ocean environment affecting offshore structures which includes wind, waves & environmental forces, currents, tides and storm surges
- Employ design criteria for steel jackets including simplified procedures suitable for the first stages of design of a small, liftable jacket as well as give emphasis on the layout of jacket frame & other structural topics for jacket design
- Determine the correct diameter, thickness & bending in member design, strength & approaches to fatigue in joint design and pile capacity of foundation piles
- Apply proper load-out, transportation, installation and commissioning methods related to offshore structures and execute the proper launch of a steel tower
- Recognize and employ the standards and specification of risk assessment for offshore structure
- Practice the software available for use in jacket analysis & design and employ sub-sea inspection, cathodic protection, corrosion allowance & flooded member detection and other surveys in protecting and maintaining the structure
- Employ proper methodology for estimating response based conditions for design against extremes, typical results and consequences

- Describe factors that control the ultimate strength of the steel structures and give emphasis on the principles of structural reliability analysis as well as the principles of cost/benefit analysis and considerations of risk
- Explain vortex-induced-vibration, wave slamming and diffraction forces related to waves and environmental forces affecting the offshore structures as well as the importance of deck elevation, role of model testing and wave-structure interaction
- Identify the things that go wrong especially the opportunities and present problems arising in project management and engineering

**Exclusive Smart Training Kit - H-STK®**



Participants of this course will receive the exclusive “Howard Smart Training Kit” (H-STK®). The H-STK® consists of a comprehensive set of technical content which includes **electronic version** of the course materials conveniently saved in a **Tablet PC**.

**Who Should Attend**

This course provides a complete and up-to-date overview of offshore structure for those who are involved in the design, construction, inspection, maintenance and repair of offshore structures. This includes engineers who are newly qualified, who have recently moved into offshore structural engineering or hold broad responsibilities that include offshore structures in oil and gas, construction, design and installation companies and regulatory authorities.

**Course Fee**

Doha	<b>US\$ 8,500</b> per Delegate. This rate includes H-STK® (Howard Smart Training Kit), buffet lunch, coffee/tea on arrival, morning & afternoon of each day.
Kuwait	<b>US\$ 8,000</b> per Delegate + <b>VAT</b> . This rate includes H-STK® (Howard Smart Training Kit), buffet lunch, coffee/tea on arrival, morning & afternoon of each day.

**Accommodation**


Accommodation is not included in the course fees. However, any accommodation required can be arranged at the time of booking.

**Course Certificate(s)**

Internationally recognized certificates will be issued to all participants of the course who completed a minimum of 80% of the total tuition hours.

**Certificate Accreditations**

Certificates are accredited by the following international accreditation organizations:-


- 

The International Accreditors for Continuing Education and Training (IACET - USA)

Haward Technology is an Authorized Training Provider by the International Accreditors for Continuing Education and Training (IACET), 2201 Cooperative Way, Suite 600, Herndon, VA 20171, USA. In obtaining this authority, Haward Technology has demonstrated that it complies with the **ANSI/IACET 2018-1 Standard** which is widely recognized as the standard of good practice internationally. As a result of our Authorized Provider membership status, Haward Technology is authorized to offer IACET CEUs for its programs that qualify under the **ANSI/IACET 2018-1 Standard**.

Haward Technology’s courses meet the professional certification and continuing education requirements for participants seeking **Continuing Education Units (CEUs)** in accordance with the rules & regulations of the International Accreditors for Continuing Education & Training (IACET). IACET is an international authority that evaluates programs according to strict, research-based criteria and guidelines. The CEU is an internationally accepted uniform unit of measurement in qualified courses of continuing education.

Haward Technology Middle East will award **3.0 CEUs** (Continuing Education Units) or **30 PDHs** (Professional Development Hours) for participants who completed the total tuition hours of this program. One CEU is equivalent to ten Professional Development Hours (PDHs) or ten contact hours of the participation in and completion of Haward Technology programs. A permanent record of a participant’s involvement and awarding of CEU will be maintained by Haward Technology. Haward Technology will provide a copy of the participant’s CEU and PDH Transcript of Records upon request.

- 

British Accreditation Council (BAC)

Haward Technology is accredited by the **British Accreditation Council for Independent Further and Higher Education** as an **International Centre**. BAC is the British accrediting body responsible for setting standards within independent further and higher education sector in the UK and overseas. As a BAC-accredited international centre, Haward Technology meets all of the international higher education criteria and standards set by BAC.



### Course Instructor(s)

This course will be conducted by the following instructor(s). However, we have the right to change the course instructor(s) prior to the course date and inform participants accordingly:



**Mr. Mohamed Aboussena** is a **Senior Marine and Mechanical Engineer** with over **20 years** of industrial experience in **Oil, Gas, Petrochemical** and **Marine** industries. His wide expertise includes **Oil & Gas Marine Terminal Optimization, Major Terminal Management, Terminal Operations, Terminal Planning, Cargo Transfer Handling, Tank Cleaning & Ballasting, Oil Washing & Tank Cleaning, Terminal Support Operations, Oil Spill Contingency & Emergency Respond Plans, Qualitative & Quantitative Risk Assessment, Air Compressors, Pumps, Diesel Engines, Diesel Generators, Fans & Blowers, Screw Cutting, Pressure Vessel, Mechanical Seals, Pipes, Heat Exchangers, Oil Purifiers, Refrigeration Plants, Hydraulic Equipment, Metal Turning, Gas Welding, Arc Welding and Surface Grinding & Milling.** He is also well versed in marine oil tanker operation, marine terminal operations, liquefied gas tanker safety, LPG/LNG ships handling, **IGS, FRAMO III, COW**, first aid, prevention & combating of marine pollution, personal safety, survival crafts, search & rescue operation and firefighting prevention. Currently, he is the **Marine Head** of an **Oil Tanker Company** in the **Middle East**.

During his career life, Mr. Mohamed has gained his practical and field experience through his various significant positions with international ship carriers like **M/T Altahreer, LPG Gas Alminagish, M/T Ras Alzour, LPG Gas Almutlaa, M/T Gulf Navigator, M/V Abu Dhabi, M/V Alsabahia, M/V Deira, M/T Albahah, M/T Shaybah, M/T Aldebaran Star, M/T Altair Star, M/T Albahah.**

Mr. Aboussena has a **Bachelor** degree in **Marine Engineering**. Further, he is a **Certified Instructor/Trainer** and obtained various certifications in **Liberian Medical Exam, Dangerous Cargo, Oil Tanker Operation, Liquefied Gas Tanker, FRAMO III** to name a few. He has further delivered numerous trainings, seminars, courses, conferences and workshops globally.

### Training Methodology

All our Courses are including **Hands-on Practical Sessions** using equipment, State-of-the-Art Simulators, Drawings, Case Studies, Videos and Exercises. The courses include the following training methodologies as a percentage of the total tuition hours:-

- 30% Lectures
- 20% Practical Workshops & Work Presentations
- 30% Hands-on Practical Exercises & Case Studies
- 20% Simulators (Hardware & Software) & Videos

In an unlikely event, the course instructor may modify the above training methodology before or during the course for technical reasons.



**Course Program**

The following program is planned for this course. However, the course instructor(s) may modify this program before or during the course for technical reasons with no prior notice to participants. Nevertheless, the course objectives will always be met:

**Day 1**

0730 – 0800	Registration & Coffee
0800 – 0815	Welcome & Introduction
0815 – 0830	<b>PRE-TEST</b>
0830 – 0915	<b>Introduction to Offshore Structures</b> Purpose • Importance in Field Development • Economic Considerations • Aspects of Design • API & ISO Codes • Introduction to Design Sequence & its Interaction with the Different Topics Covered in the Course
0915 – 0930	Break
0930 – 1030	<b>Typical Offshore Platform Nomenclature; Interactions with Regulatory Bodies</b> Offshore Engineering Lingo • Class Discussion
1030 – 1115	<b>Types of Structures</b> Description of Fixed, Floating, Mobile & Subsea • Advantages & Disadvantages • Design Requirements
1115 – 1230	<b>Ocean Environment</b> Winds, Waves, Currents, Tides & Surges • Probability & Estimation of Extreme Environments
1230 – 1245	Break
1245 – 1345	<b>Steel Jacket</b> Design Criteria • Factors Determining Different Parts of Structure • LRFD Versus WSD Codes
1345 – 1420	<b>Video Presentation</b> VHE-15 “The Piper Alpha Disaster”
1420 – 1430	<b>Recap</b> Using this Course Overview, the Instructor(s) will Brief Participants about the Topics that were Discussed Today and Advise Them of the Topics to be Discussed Tomorrow
1430	Lunch & End of Day One

**Day 2**

0730 – 0830	<b>Introduction to the Design of a Small &amp; Lifiable Jacket</b> Background • Outline of a Simplified Procedure Suitable for the First Stages of Design
0830 – 0930	<b>Layout of Jacket Frame</b> Deck Elevation • Batter • Brace Patterns • Transfer of Forces Through the Structure
0930 – 0945	Break
0945 – 1100	<b>Software for Jacket Design – SACS®, ANSYS, StruCad, USFOS, etc.</b> Review of Software Available for Use in Jacket Analysis & Design • Introduction to SACS® Software
1100 – 1200	<b>Member and Joint Design</b> Calculation of Member Strength. Determination of Diameter, Thickness, Bending • Jointcan Strength





1200 – 1215	Break
1215 – 1315	<b>Foundation Piles</b> Pile Design • Soil Data • Pile Capacity - Axial & Shear
1315 – 1420	<b>Response Based Design</b> Overview of Methodology for Estimating Response Based Conditions for Design Against Extremes, Typical Results & Consequences
1420 – 1430	<b>Recap</b> Using this Course Overview, the Instructor(s) will Brief Participants about the Topics that were Discussed Today and Advise Them of the Topics to be Discussed Tomorrow
1430	Lunch & End of Day Two

**Day 3**

0730 – 0930	<b>Class Exercise on Jacket Design by Hand</b> Preliminary Basic Design of a Jacket by Hand Using API RP-2A Recommendations
0930 – 0945	Break
0945 – 1100	<b>Exercise on Jacket Design Using Software</b> Building a Simple Model Using SACS®
1100 – 1215	<b>Exercise on Jacket Design Using Software (cont'd)</b> Building a Simple Model Using SACS® (cont'd)
1215 – 1230	Break
1230 – 1330	<b>Exercise on Jacket Design: Presentation &amp; Discussion</b> Discussion of Project for Hand Designing a Simple Jacket
1330 – 1420	<b>Load-out, Transportation, Installation &amp; Commissioning</b> Aspects Affecting Jacket Design • Practical Considerations & Limitations • Choice of Approach
1420 – 1430	<b>Recap</b> Using this Course Overview, the Instructor(s) will Brief Participants about the Topics that were Discussed Today and Advise Them of the Topics to be Discussed Tomorrow
1430	Lunch & End of Day Three

**Day 4**

0730 – 0830	<b>Fatigue Analysis Methods</b> The Palmgren-Miner Hypothesis; Spectral vs. Deterministic Fatigue Approaches
0830 – 0930	<b>Risk Management</b> ISO 18001 • Risk Assessments • Leadership
0930 – 0945	Break
0945 – 1115	<b>Above Water &amp; Sub-Sea Inspection</b> Methods (Particularly MPI), Targets, Results, Repair or Not? • Risk-Based Underwater Inspection & Structural Integrity Management Plan • Cathodic Protection, Corrosion Allowance, Ship Impact, Inspection & Maintenance • Repair
1115 – 1230	<b>Structural Reliability</b> The Historical Performance of Offshore Structures • Principles of Structural Reliability Analysis • Aspects Determining Reliability, Load Statistics & the Probability of Failure
1230 – 1245	Break





1245 – 1400	<b>Ultimate Strength of Steel Structures</b> Factors that Control the Ultimate Strength of the Structural System • Reserve Strength Ratio • Estimation of Ultimate Strength by Pushover Analysis
1400 – 1420	<b>Video Presentation</b> VHE-39 “Risk Assessment”
1420 – 1430	<b>Recap</b> Using this Course Overview, the Instructor(s) will Brief Participants about the Topics that were Discussed Today and Advise Them of the Topics to be Discussed Tomorrow
1430	Lunch & End of Day Four

**Day 5**


0730 – 0815	<b>Cost/Benefit Analysis</b> Principles of Cost/Benefit Analysis & Consideration of Risk • Applications
0815 – 0900	<b>Waves &amp; Environmental - VIV</b> Vortex-Induced-Vibration • Wave Slamming • Diffraction Forces
0900 – 0915	Break
0915 – 1015	<b>Platform Disasters</b> Review of the Major Accidents Involving Offshore Structure & Loss of Life • Lessons Learnt
1015 – 1115	<b>Platform Decommissioning</b>
1115 – 1215	<b>Case Studies</b> Underwater Inspections Scopes of Work and Report
1215 – 1230	Break
1230 – 1330	<b>Things that Go Wrong, Opportunities</b> Reviews Problems Arising in Project Management and Engineering • Lightweight Jacket or Sub-sea?
1330 – 1400	<b>Course Assessment &amp; Conclusion</b> Distribution of Student’s Course Assessment Questionnaires
1400 – 1415	<b>POST-TEST</b>
1415 – 1430	Presentation of Course Certificates
1430	Lunch & End of Course





### **Simulator (Hands-on Practical Sessions)**

Practical sessions will be organized during the course for delegates to practice the theory learnt. Delegates will be provided with an opportunity to carryout various exercises using the “Offshore Structural Analysis Computer System (SACS®)” simulator.



### **Course Coordinator**

Reem Dergham, Tel: +9p74 4423 1327, Email: [reem@haward.org](mailto:reem@haward.org)